



SWISSMADE

THREADING SOLUTIONS

Xactform
PERFECTION FOR REFERENCE

ALL INDUSTRIES

PXTOOL is one of the most important Swiss manufacturers of solid carbide threading tool. Specialists in threading by machine. This brand XACTFORM, offers as many standard ranges in the production of tools made to measure.

Threading by machining increases speed and productivity and offers important advantages: length or section reduction, miniaturization, machining of thin walls, etc. A few of many good reasons to adopt it!

Standard tools order form

Solid Carbide Thread Mills / Whirling Tools

Please contact us:

contact : sales_usa@xactform.com - Toll free number 888-783-8122 - phone (850) 230-9848

we need to know:

Purchase Order

Request for quotation

Company name:

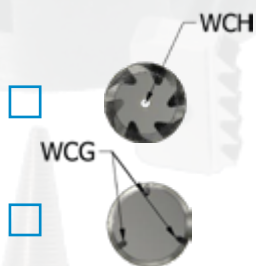
Your Name:

Your direct phone:


Your direct e-mail:

Your distributor:

EDP N°	Catalogue reference	Quantity
<input type="text"/>	<input type="text"/>	<input type="text"/>
Norm	Major diameter	Minor diameter
<input type="text"/>	<input type="text"/>	<input type="text"/>



Weldon DIN 6535



Coatings

Balinit A - TiN	Futura nano - TiALN	ALNOVA	TISINOS
K20C	K27C	K27L	K27TS
EDP	EDP	EDP+L	EDP+T

Example

70100 78100 70100L 70100T

Standard Tools Order Form Thread Mill Inserts TM

Please contact us:

contact : sales_usa@xactform.com - Toll free number 888-783-8122 - phone (850) 230-9848

we need to know:

Purchase Order

Request for quotation

Company name:

Your Name:

Your direct phone:

Your direct e-mail:

Your distributor:

EDP N°

Catalogue reference

Quantity

Norm

Major diameter

Minor diameter

Type of material to be cut

Coatings

Balinit A - TiN Futura nano - TiALN ALNOVA TISINOS

K20C K27C K27L K27TS

EDP EDP EDP+L EDP+T

Example

74100 76100 74100L 74100T

Standard Tools Order Form

Triangular Threading Inserts

Please contact us:

contact : sales_usa@xactform.com - Toll free number 888-783-8122 - phone (850) 230-9848

we need to know:

Purchase Order

Request for quotation

Company name:

Your Name:

Your direct phone:

Your direct e-mail:

Your distributor:

EDP N°

Catalogue reference

Quantity

Norm

Major diameter

Minor diameter

Type of material to be cut

Coatings

Balinit A - TiN Futura nano - TiALN ALNOVA TISINOS

K20C K27C K27L K27TS

EDP+C EDP EDP+L EDP+T

Example

65158C 65158 65158L 65158T

Standard Tools Order Form

Triangular Whirling Inserts

Please contact us:

contact : sales_usa@xactform.com - Toll free number 888-783-8122 - phone (850) 230-9848

we need to know:

Purchase Order

Request for quotation

Company name:

Your Name:

Your direct phone:

Your direct e-mail:

Your distributor:

EDP N°

Catalogue reference

Quantity

Norm

Major diameter

Minor diameter

Type of material to be cut

Coatings

Balinit A - TiN Futura nano - TiALN ALNOVA TISINOS

K20C K27C K27L K27TS

EDP+C EDP EDP+L EDP+T

Example

BR2000C BR2000 BR2000L BR2000T

Programming Request Form

Company name:

Date:

Contact:

Telephone:

Tooling purchased from:

Fax number:

E-Mail:

Machine information

Brand make:

Model:

Spindle taper: 35 Cat 40 Cat 50 Cat

Max RPM:

CNC controller information

Brand make:

Model:

ISO - ASCII compatible: Yes No

Is helical option available: Yes No ?

Thread specification to be produced

Thread specification:

Length of full thread:

Thread form: 100% 70% Other %

Thread: Internal External

Drill Size: Thru Blind Counterbored

Material to be machined

Material:

Hardness:

Condition: Annealed Normalized

Heat treated Cast Forged Rolled

Plate Bar Pre-machined Flame cut

Scale Sand

Thread mill selected

Solid carbide Indexable

Tool description:

Insert selected (if indexable):

Tool purchased from:

If you are not sure what tool to select, check one of the following and we will recommend a tool for you

Shortest cycle time Lowest tolling cost

Tool recommended:

Programming data

Dimensions: Inch Metric

Arc Center: I&J R (Radius)

Tool path: Offset No offset

Arc Limitation: Full circle Quadrant

K value: Not Required Required

If required: In radians Per revolution

Distributor Info.

Index

Solid carbide thread mills - straight flutes



Thread Mills Reference Page 9

Pages 10 - 34

Solid carbide thread mills - helical flutes



Thread Mills Reference Page 9

Pages 35 - 56

Whirling tools



Thread Mills Reference Page 9

Pages 57 - 64

Thread Mills Inserts TM



Thread Mills Inserts Reference Page 67


Pages 68 - 81

Milling tool holders TM



Pages 82- 84

Solid carbide triangular threading inserts



Triangular Threading Inserts Reference Page 85

Pages 85 -130

Triangular insert tool holders



Triangular Inserts Tool Holders Reference Page 86

Pages 131 -132

Solid carbide triangular whirling inserts



Triangular Whirling Inserts Reference Page 133

Pages 133 -134


Whirling insert Tool Holders



Triangular Inserts Tool Holders Reference Page 133

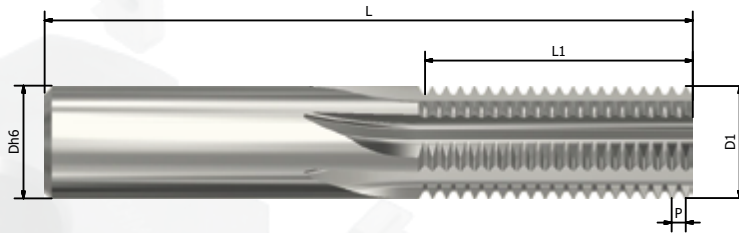
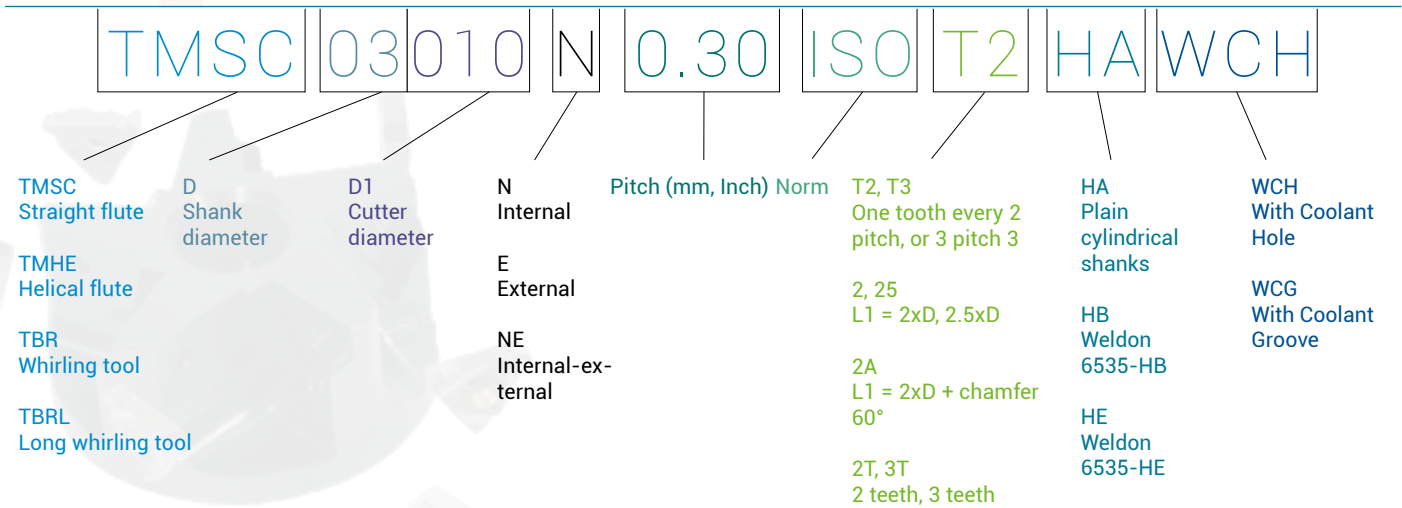
Page 137

Technical guide



Pages 138 - 139

Thread Mill References



L Tool overall		L1 Length of		NF Thread quantity		Z Number of flutes		hw Thread height		WCH	WCG
EDP Number K20C K27C	Norm	Reference	(L)	(L1)	D	D1	(NF)	(Z)	(h)		
70106 78106	#6"- 32"	TMSC 1/4x.085 N 32" UN	1.50	0.219	0.125	0.085	7	3	0.0183	X	X

With optional coolant hole from 1/4" and larger)



Weldon DIN 6535



HA Plain cylindrical shank



HB Weldon 6535-HB



HE Weldon 6535-HE

Solid Carbide Thread Mills - Straight Flutes

NORM

page

Universal thread mills



	UN	ISO	UNJ	MJ	NIHS	NPT	NPTF	NPSM	NPSF	BSW	BSP	BSPT	RD	PG	CSP	SP
I	✓	✓	✓	✓				✓	✓	✓	✓		✓	✓		0
E	✓	✓	✓	✓				✓	✓	✓	✓		✓	✓		0

11-23

Thread mills for long length



I	✓	✓	0	0				0	0	0						
E																

24-26

Thread mills for long length



I	0	0	0	0				0	0	0		0	0			0
E																

32

Thread mills tapered



I						✓	✓				✓					
E						✓	✓				✓					

27-28

Thread mills tapered - medical



I		0													✓	0
E															✓	0

29

On request

30

O On request ✓ Standard I Internal E External

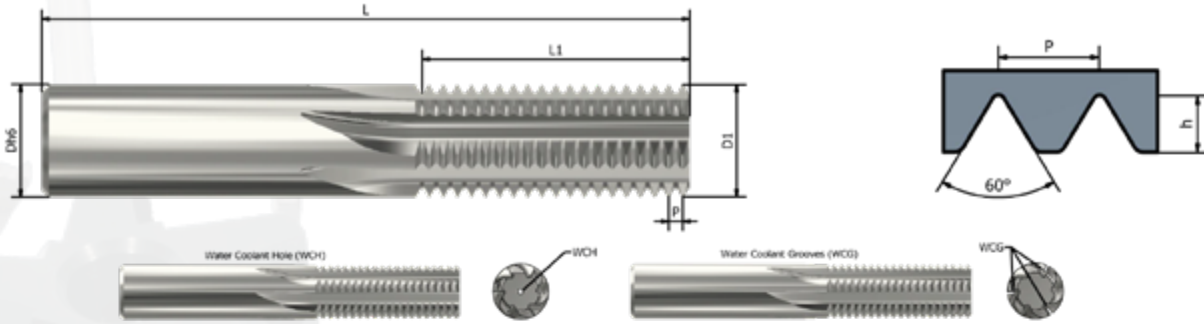
Balinit A - TiN Futura nano - TiAlN ALNOVA TISINOS

K20C K27C K27L K27TS

P	Steel	✓✓	✓	✓✓	✓
M	Stainless steel	✓	✓	✓	✓
K	Cast iron	✓	✓✓	✓✓	
S	Alloyed material Nickel based > 30HRc, Inconel, Titanium	✓	✓✓	✓✓	✓✓
N	Aluminium - Brass - Copper - Non ferrous		✓✓	✓✓	✓✓
H	Hardened steel		✓	✓✓	✓✓

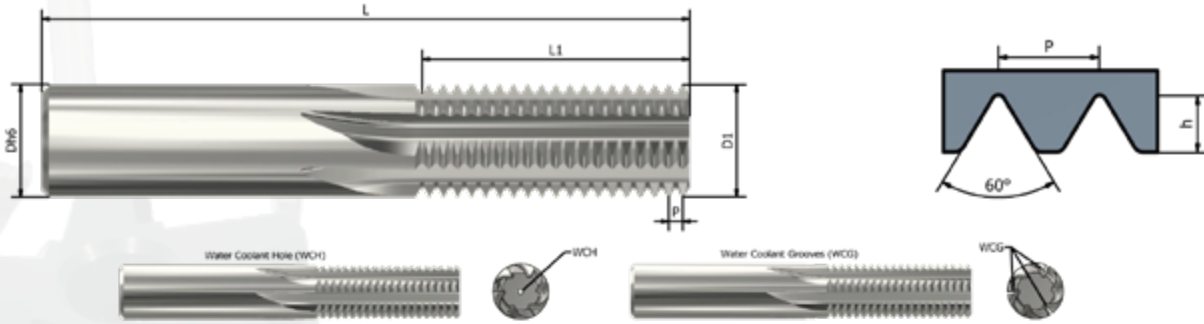
✓ Recommended coating ✓✓ Highly recommended coating

Solid Carbide Thread Mills - Straight Flutes



Unified National Standard		Internal		DIN ISO 5864, ANSI / ASME B1.7								
1.5 x Ø Straight flute												
UN, UNC, UNS, UNF, UNEF - Inch												
EDP Number	Norm	Reference	L	L1	D	D1	NF	Z	h	WCH	WCG	
K20C	K27C											
70100	78100	No. 2-64	TMSC 1/8x.060 N 64" UN	1.50	0.125	0.125	0.060	8	3	0.009	---	X
70101	78101	No. 2-56	TMSC 1/8x.060 N 56" UN	1.50	0.179	0.125	0.060	7	3	0.0105	---	X
70102	78102	No. 3-48	TMSC 1/8x.060 N 48" UN	1.50	0.146	0.125	0.060	7	3	0.0122	---	X
70138	78138	No. 4-40	TMSC 1/8x.080 N 40" UN	1.50	0.225	0.125	0.080	9	3	0.015	---	X
70103	78103	No. 5-44	TMSC 1/8x.085 N 44" UN	1.50	0.182	0.125	0.085	8	3	0.013	---	X
70105	78105	No. 8-36	TMSC 1/8x.120 N 36" UN	1.50	0.250	0.125	0.120	9	3	0.016	---	X
70107	78107	No. 8-32	TMSC 1/8x.120 N 32" UN	1.50	0.344	0.125	0.120	11	3	0.018	---	X
70142	78142	5/16"-40	TMSC 1/4x.240 N 40" UN	2.25	0.375	0.250	0.240	15	5	0.015	X	X
70143	78143	No. 10-32	TMSC 3/16x.140 N 32" UN	1.97	0.406	0.187	0.146	13	3	0.018	---	X
70109	78109	No. 12-28	TMSC 3/16x.145 N 28" UN	1.65	0.321	0.187	0.145	9	3	0.021	---	X
70144	78144	3/8"-28	TMSC 1/4x.240 N 28" UN	2.25	0.571	0.250	0.240	16	5	0.021	X	X
70110	78110	7/16"-28	TMSC 5/16x.310 N 28" UN	2.48	0.786	0.312	0.310	22	5	0.021	X	X
70145	78145	7/16"-27	TMSC 5/16x.310 N 27" UN	2.48	0.778	0.312	0.310	21	5	0.217	X	X
70140	78140	No. 12-24	TMSC 3/16x.140 N 24" UN	1.65	0.417	0.187	0.140	10	3	0.024	---	X
70111	78111	1/4"-24	TMSC 3/16x.160 N 24" UN	1.65	0.333	0.187	0.160	8	3	0.244	---	X
70112	78112	5/16"-24	TMSC 1/4x.200 N 24" UN	2.25	0.500	0.250	0.200	12	3	0.024	---	X
70135	78135	3/8"-24	TMSC 1/4x.240 N 24" UN	2.25	0.583	0.250	0.240	14	5	0.024	X	X
70136	78136	1/2"-24	TMSC 3/8x.370 N 24" UN	2.84	0.959	0.375	0.370	23	5	0.024	X	X
70113	78113	1/4"-20	TMSC 1/4x.160 N 20" UN	1.65	0.400	0.187	0.160	8	3	0.029	X	X
70137	78137	1/4"-20	TMSC 1/4x.187 N 20" UN	2.25	0.500	0.250	0.187	10	3	0.029	X	X
70114	78114	7/16"-20	TMSC 5/16x.310 N 20" UN	2.48	0.750	0.312	0.310	15	5	0.029	X	X
70115	78115	9/16"-20	TMSC 3/8x.370 N 20" UN	2.84	0.900	0.375	0.370	18	5	0.029	X	X
70141	78141	5/8"-20	TMSC 1/2x.470 N 20" UN	3.27	1.050	0.500	0.470	21	5	0.029	X	X
70116	78116	5/16"-18	TMSC 1/4x.200 N 18" UN	2.25	0.500	0.250	0.200	9	3	0.033	X	X
70117	78117	9/16"-18	TMSC 3/8x.370 N 18" UN	2.84	0.944	0.375	0.370	17	5	0.033	X	X
70134	78134	5/8"-18	TMSC 1/2x.437 N 18" UN	3.27	1.000	0.500	0.437	18	5	0.033	X	X
70118	78118	3/8"-16	TMSC 1/4x.240 N 16" UN	2.25	0.563	0.250	0.240	9	5	0.037	X	X
70119	78119	11/16"-16	TMSC 1/2x.470 N 16" UN	3.27	1.125	0.500	0.470	18	5	0.037	X	X

Solid Carbide Thread Mills - Straight Flutes



Unified National Standard

1.5 x Ø Straight flute

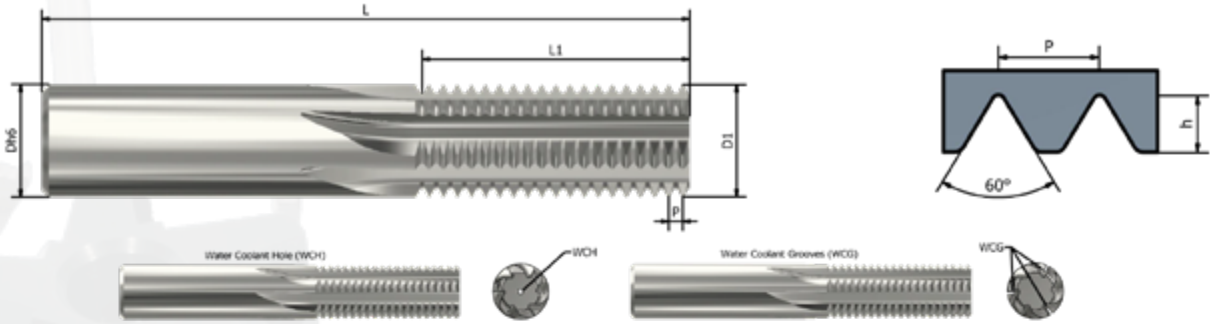
Internal

DIN ISO 5864, ANSI / ASME B1.7

UN, UNC, UNS, UNF, UNEF - Inch

EDP Number		Norm	Reference	L	L1	D	D1	NF	Z	h	WCH	WCG
K20C	K27C											
70120	78120	7/16"-14	TMSC 5/16x.310 N 14" UN	2.48	0.643	0.312	0.310	9	5	0.0419	X	X
70146	78146	1/2"-14	TMSC 3/8x.370 N 14" UN	2.84	0.929	0.375	0.370	13	5	0.0419	X	X
70121	78121	7/8"-14	TMSC 1/2x.470 N 14" UN	3.27	1.143	0.500	0.470	16	5	0.0419	X	X
70122	78122	1/2"-13	TMSC 5/16x.310 N 13" UN	2.48	0.769	0.312	0.310	10	5	0.0451	X	X
70123	78123	9/16"-12	TMSC 3/8x.370 N 12" UN	2.84	0.917	0.375	0.370	11	5	0.0489	X	X
70124	78124	3/4"-12	TMSC 1/2x.470 N 12" UN	3.27	1.167	0.500	0.470	14	5	0.0489	X	X
70125	78125	9/11"-11	TMSC 3/8x.370 N 11" UN	2.84	0.909	0.375	0.370	10	5	0.0534	X	X
70126	78126	5/8"-11	TMSC 1/2x.437 N 11" UN	3.27	1.091	0.500	0.437	12	5	0.0534	X	X
70127	78127	3/4"-10	TMSC 1/2x.470 N 10" UN	3.27	1.100	0.500	0.470	11	5	0.0587	X	X
70128	78128	7/8"-9	TMSC 5/8x.620 N 9" UN	3.62	1.333	0.625	0.620	12	6	0.0652	X	X
70129	78129	1"-8	TMSC 5/8x.620 N 8" UN	3.62	1.500	0.625	0.620	12	6	0.0734	X	X
70130	78130	1 1/8"-7	TMSC 5/8x.620 N 7" UN	3.62	1.429	0.625	0.620	10	6	0.0839	X	X
70131	78131	1 3/8"-6	TMSC 3/4x.745 N 6" UN	4.10	1.500	0.750	0.745	9	6	0.0979	X	X
70132	78132	1 3/4"-5	TMSC 3/4x.745 N 5" UN	4.10	1.400	0.750	0.745	7	6	0.1174	X	X
70133	78133	2"-4.5	TMSC 3/4x.745 N 4.5" UN	4.10	1.556	0.750	0.745	7	6	0.1305	X	X

Solid Carbide Thread Mills - Straight Flutes



Unified National Standard

1.5 x Ø Straight flute

Internal

DIN ISO 5864, ANSI/ASME B1.7

UN, UNC, UNS, UNF, UNEF - Inch

EDP Number		Norm	Reference	L	L1	D	D1	NF	Z	h	WCH	WCG
K20C	K27C											
70106	78106	#6- 32"	TMSC 1/8x.085 N 32" UN	1.50	0.219	0.125	0.085	7	3	0.0183	---	X
70108	78108	3/8"-32"	TMSC 1/4x.240 N 32" UN	2.25	0.563	0.250	0.240	18	5	0.0183	X	X
70110	78110	7/16"-28"	TMSC 5/16x.310 N 28" UN	2.48	0.786	0.312	0.310	22	5	0.0210	X	X
70115	78115	9/16"-20"	TMSC 3/8x.370 N 20" UN	2.84	0.900	0.375	0.370	18	5	0.0293	X	X
70117	78117	9/16"-18"	TMSC 3/8x.370 N 18" UN	2.84	0.944	0.375	0.370	17	5	0.0326	X	X
70119	78119	11/16"-16"	TMSC 1/2x.470 N 16" UN	3.27	1.125	0.500	0.470	18	5	0.0367	X	X
70124	78124	3/4"-12"	TMSC 1/2x.470 N 12" UN	3.27	1.167	0.500	0.470	14	5	0.0489	X	X

Unified National Standard

1.5 x Ø Straight flute

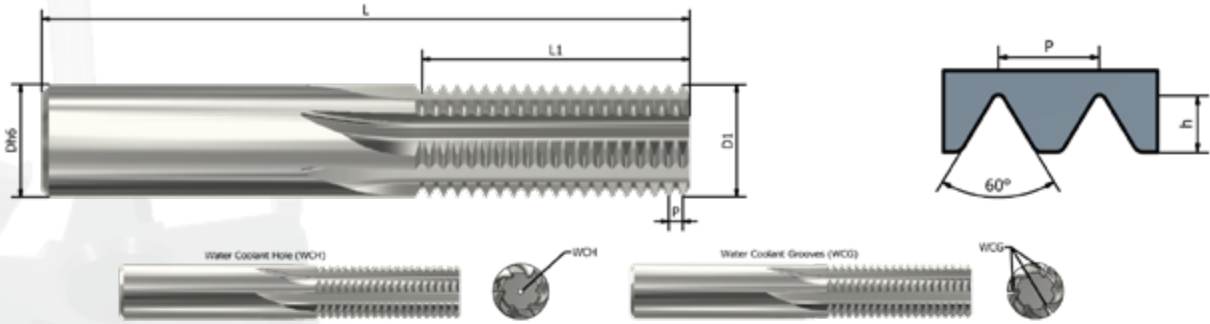
External

DIN ISO 5864, ANSI/ASME B1.7

UN, UNC, UNS, UNF, UNEF - Inch

EDP Number		Norm	Reference	L	L1	D	D1	NF	Z	h	WCH	WCG
K20C	K27C											
70208	78208	All 36" UN	TMSC 1/4x.240 E 36" UN	2.25	0.278	0.250	0.240	10	5	0.0180	X	X
70200	78200	All 32" UN	TMSC 1/4x.240 E 32" UN	2.25	0.562	0.250	0.240	18	5	0.0203	X	X
70209	78209	All 32" UN	TMSC 3/8x.370 E 32" UN	2.84	0.938	0.375	0.270	30	5	0.0203	X	X
70201	78201	All 28" UN	TMSC 5/16x.310 E 28" UN	2.48	0.786	0.312	0.310	22	5	0.0232	X	X
70210	78210	All 24" UN	TMSC 5/16x.310 E 24" UN	2.48	0.792	0.312	0.310	19	5	0.0270	X	X
70211	78211	All 24" UN	TMSC 3/8x.370 E 24" UN	2.84	1.000	0.375	0.370	24	5	0.0270	X	X
70202	78202	All 20" UN	TMSC 3/8x.370 E 20" UN	2.84	0.900	0.375	0.370	18	5	0.0325	X	X
70203	78203	All 18" UN	TMSC 3/8x.370 E 18" UN	2.84	0.944	0.375	0.370	17	5	0.0361	X	X
70204	78204	All 16" UN	TMSC 1/2x.470 E 16" UN	3.27	1.125	0.500	0.470	18	5	0.0406	X	X
70212	78212	All 14" UN	TMSC 5/16x.310 E 14" UN	2.48	0.643	0.312	0.310	9	5	0.0464	X	X
70213	78213	All 14" UN	TMSC 1/2x.470 E 14" UN	3.27	1.143	0.500	0.470	16	5	0.0464	X	X
70205	78205	All 12" UN	TMSC 1/2x.470 E 12" UN	3.27	1.167	0.500	0.470	14	5	0.0541	X	X
70206	78206	All 8" UN	TMSC 5/8x.620 E 8" UN	3.62	1.500	0.625	0.620	12	6	0.0812	X	X
70207	78207	All 6" UN	TMSC 3/4x.745 E 6" UN	4.10	1.500	0.750	0.745	9	6	0.1083	X	X

Solid Carbide Thread Mills - Straight Flutes



ISO 60° Metric

1.5 x Ø Straight flute

Internal

DIN 13, DIN 68, DIN ISO 965-1, NF ISO 965-1

ISO - Metric

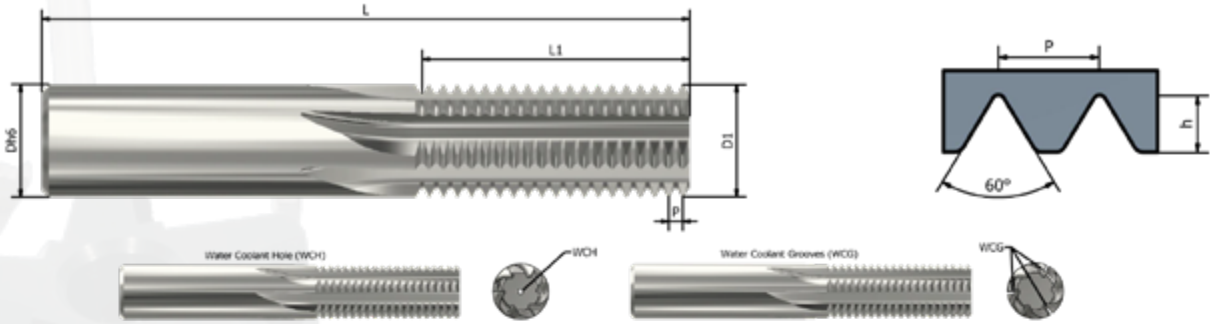
EDP Number		Norm	Reference	L	L1	D	D1	NF	Z	h	WCH	WCG
K20C	K27C											
70401	78401	M2	TMSC 1/8x.050 N 0.40 ISO	1.50	0.126	0.125	0.050	8	3	0.009	----	X
70402	78402	M2.5	TMSC 1/8x.060 N 0.45 ISO	1.50	0.142	0.125	0.060	8	3	0.0104	----	X
70403	78403	M3	TMSC 1/8x.085 N 0.50 ISO	1.50	0.177	0.125	0.085	9	3	0.0116	----	X
70427	78427	M3.5	TMSC 1/8x.105 N 0.60 ISO	1.50	0.213	0.125	0.105	9	3	0.014	----	X
70404	78404	M4	TMSC 1/8x.105 N 0.70 ISO	1.50	0.248	0.125	0.105	9	3	0.016	----	X
70405	78405	M4.5	TMSC 1/8x.120 N 0.75 ISO	1.50	0.266	0.125	0.120	9	3	0.017	----	X
70407	78407	M5	TMSC 3/16x.145 N 0.80 ISO	1.65	0.315	0.187	0.145	10	3	0.019	----	X
70408	78408	M6	TMSC 3/16x.160 N 1.00 ISO	1.65	0.354	0.187	0.160	9	3	0.023	---	X
70424	78424	M8	TMSC 1/4x.240 N 1.00 ISO	2.25	0.591	0.250	0.240	15	5	0.023	---	X
70411	78411	M8	TMSC 1/4x.200 N 1.25 ISO	2.25	0.492	0.250	0.200	10	3	0.029	X	X
70412	78412	M10	TMSC 1/4x.240 N 1.50 ISO	2.25	0.591	0.250	0.240	10	5	0.035	X	X
70413	78413	M11	TMSC 3/8x.370 N 1.50 ISO	2.84	0.945	0.375	0.370	16	5	0.035	X	X
70412	78412	M11	TMSC 1/4x.240 N 1.50 ISO	2.25	0.591	0.250	0.240	10	5	0.035	X	X
70415	78415	M12	TMSC 5/16x.310 N 1.75 ISO	2.48	0.758	0.312	0.310	11	5	0.040	X	X
70416	78416	M14	TMSC 3/8x.370 N 2.00 ISO	2.84	0.945	0.375	0.370	12	5	0.046	X	X
70425	78425	M16	TMSC 1/2x.437 N 2.00 ISO	3.27	1.181	0.500	0.437	15	5	0.046	X	X
70417	78417	M18	TMSC 1/2x.470 N 2.00 ISO	3.27	1.181	0.500	0.470	15	5	0.046	X	X
70418	78418	M20	TMSC 1/2x.470 N 2.50 ISO	3.27	1.181	0.500	0.470	12	5	0.058	X	X
70419	78419	M24	TMSC 5/8x.620 N 3.00 ISO	3.62	1.417	0.625	0.620	12	6	0.069	X	X
70420	78420	M30	TMSC 5/8x.620 N 3.50 ISO	3.62	1.516	0.625	0.620	11	6	0.081	X	X
70421	78421	M36	TMSC 5/8x.620 N 4.00 ISO	3.62	1.575	0.625	0.620	10	6	0.092	X	X
70422	78422	M48	TMSC 3/4x.745 N 5.00 ISO	4.10	1.575	0.750	0.745	8	6	0.116	X	X
70423	78423	M64	TMSC 3/4x.745 N 6.00 ISO	4.10	1.417	0.750	0.745	6	6	0.139	X	X

MF Internal fine pitch

Internal

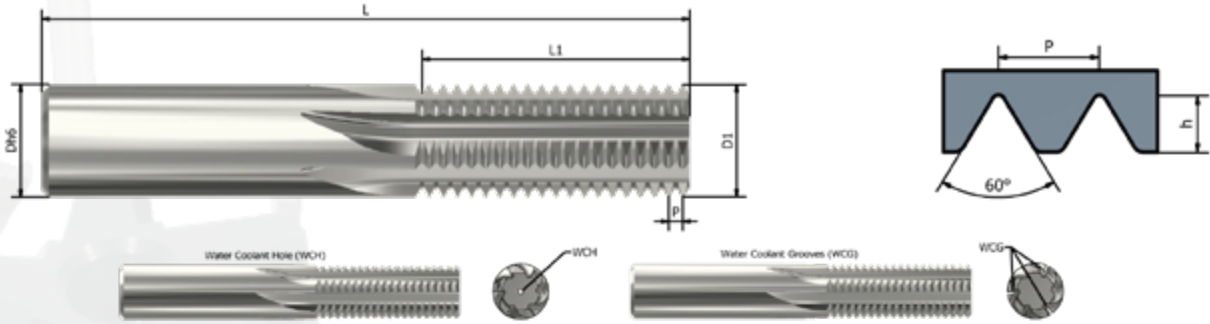
70429	78429	M10	TMSC 1/4x.240 N 0.50 ISO	2.25	0.591	0.250	0.240	30	5	0.0116	X	X
70406	78406	M10	TMSC 1/4x.240 N 0.75 ISO	2.25	0.591	0.250	0.240	20	5	0.0173	X	X
70428	78428	M12	TMSC 5/16x.310 N 0.50 ISO	2.48	0.591	0.312	0.310	30	5	0.0116	X	X
70409	78409	M12	TMSC 5/16x.310 N 1.00 ISO	2.48	0.787	0.312	0.310	20	5	0.0231	X	X
70413	78413	M14	TMSC 3/8x.370 N 1.50 ISO	2.84	0.945	0.375	0.370	16	5	0.0347	X	X

Solid Carbide Thread Mills - Straight Flutes



MF Internal fine pitch			Internal									
70410	78410	M16	TMSC 1/2x.470 N 1.00 ISO	3.27	1.1811	0.500	0.470	30	5	0.0231	X	X
70433	78433	M16	TMSC 3/8x.370 N 1.50 ISO	2.84	0.945	0.375	0.370	16	5	0.0347	X	X
70414	78414	M18	TMSC 1/2x.470 N 1.50 ISO	3.27	1.181	0.500	0.470	20	5	0.0347	X	X
70432	78432	M20	TMSC 1/2x.470 N 2.00 ISO	3.27	1.181	0.500	0.470	15	5	0.0462	X	X
70430	78430	M24	TMSC 5/8x.620 N 2.00 ISO	3.62	1.417	0.625	0.620	18	6	0.0462	X	X
70426	78426	M36	TMSC 5/8x.620 N 2.00 ISO	3.62	1.575	0.625	0.620	20	6	0.0462	X	X
70431	78431	M48	TMSC 5/8x.620 N 2.00 ISO	3.62	1.575	0.625	0.620	20	6	0.0462	X	X
80188	85188	M64	TMSC 3/4x.745 N 3.00 ISO	4.10	1.535	0.750	0.745	13	6	0.0693	X	X

Solid Carbide Thread Mills - Straight Flutes



ISO 60° Metric

1.5 x Ø Straight flute

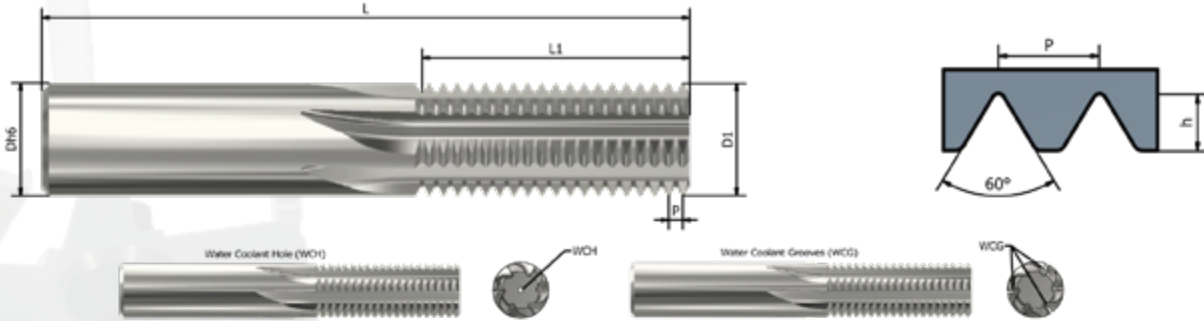
External

DIN 13, DIN 68, DIN ISO 965-1, NF ISO 965-1

ISO - Metric

EDP Number		Norm	Reference	L	L1	D	D1	NF	Z	h	WCH	WCG
K20C	K27C											
70500	78500	M3	TMSC 1/4x.240 E 0.50 ISO	2.24	0.591	0.250	0.240	30	5	0.0124	X	X
70508	78508	M3	TMSC 5/16x.310 E 0.50 ISO	2.48	0.787	0.312	0.310	40	5	0.0124	X	X
70509	78509	M4	TMSC 5/16x.310 E 0.70 ISO	2.48	0.772	0.312	0.310	28	5	0.017	X	X
70501	78501	M4.5	TMSC 5/16x.310 E 0.75 ISO	2.48	0.768	0.312	0.310	26	5	0.019	X	X
70510	78510	M5	TMSC 5/16x.310 E 0.80 ISO	2.48	0.787	0.312	0.310	25	5	0.020	X	X
70502	78502	M6	TMSC 3/8x.370 E 1.00 ISO	2.83	0.945	0.375	0.370	20	5	0.025	X	X
70511	78511	M8	TMSC 3/8x.370 E 1.25 ISO	2.83	0.984	0.375	0.370	20	5	0.031	X	X
70503	78503	M10	TMSC 1/2x.470 E 1.50 ISO	3.27	1.181	0.500	0.470	20	5	0.037	X	X
70512	78512	M12	TMSC 1/2x.470 E 1.75 ISO	3.27	1.171	0.500	0.470	17	5	0.044	X	X
70504	78504	M14	TMSC 1/2x.470 E 2.00 ISO	3.27	1.181	0.500	0.470	15	5	0.050	X	X
80047	85047	M16	TMSC 5/8x.620 E 2.00 ISO	3.62	1.260	0.625	0.620	16	6	0.050	X	X
80048	85048	M20	TMSC 5/8x.620 E 2.50 ISO	3.62	1.378	0.625	0.620	14	6	0.062	X	X
70505	78505	M24	TMSC 5/8x.620 E 3.00 ISO	3.62	1.417	0.625	0.620	12	6	0.075	X	X
80049	85049	M30	TMSC 5/8x.620 E 3.50 ISO	3.62	1.516	0.625	0.620	11	6	0.087	X	X
70506	78506	M36	TMSC 5/8x.620 E 4.00 ISO	3.62	1.575	0.625	0.620	10	6	0.100	X	X
80050	85050	M48	TMSC 3/4x.745 E 5.00 ISO	4.09	1.575	0.750	0.745	8	6	0.125	X	X
70507	78507	M64	TMSC 3/4x.745 E 6.00 ISO	4.09	1.417	0.750	0.745	6	6	0.149	X	X

Solid Carbide Thread Mills - Straight Flutes



Aerospace thread Inch

1.5 x Ø Straight flute

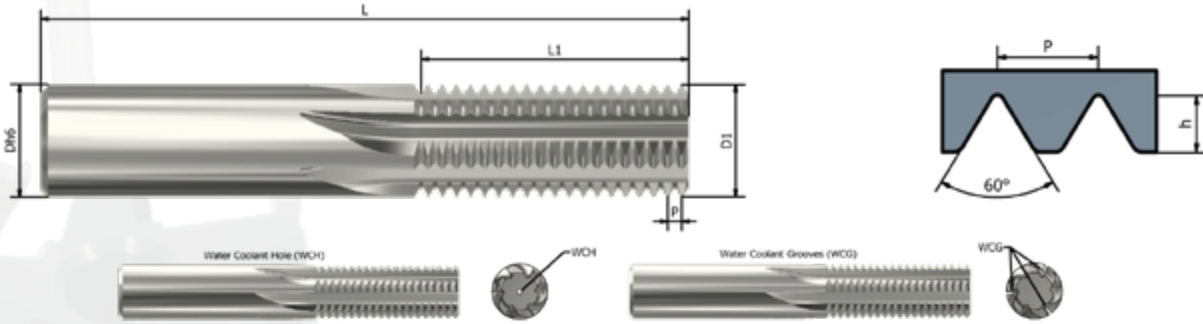
Internal

DIN ISO 3161 UNJ, UNJC, UNJEF

UNJ, UNJC, UNJF, UNJEF - Inch

EDP Number		Norm	Reference	L	L1	D	D1	NF	Z	h	WCH	WCG
K20C	K27C											
43500	44500	No. 5	TMSC 1/8x.085 N 44" UNJ	1.50	0.182	0.125	0.085	8	3	0.012	----	X
43501	44501	No. 4 - No. 6	TMSC 1/8x.060 N 40" UNJ	1.50	0.175	0.125	0.060	7	3	0.013	----	X
43502	44502	No. 8	TMSC 1/8x.120 N 36" UNJ	1.50	0.278	0.125	0.120	10	3	0.368	----	X
43503	44503	No. 6 - 1/4"	TMSC 1/8x.105 N 32" UNJ	1.50	0.281	0.125	0.105	9	3	0.0163	----	X
43504	44504	5/16" - 3/8"	TMSC 1/4x.240 N 32" UNJ	2.24	0.594	0.250	0.240	19	5	0.0163	X	X
43505	44505	No. 12 - 1/4"	TMSC 1/4x.165 N 28" UNJ	2.24	0.393	0.250	0.165	11	3	0.019	X	X
43506	44506	7/16" - 1/2"	TMSC 5/16x.310 N 28" UNJ	2.48	0.714	0.312	0.310	20	5	0.019	X	X
43507	44507	No. 10 - No. 12	TMSC 1/8x.120 N 24" UNJ	1.65	0.333	0.125	0.120	8	3	0.022	X	X
43508	44508	5/16" - 3/8"	TMSC 1/4x.240 N 24" UNJ	2.24	0.583	0.250	0.240	14	5	0.022	X	X
43509	44509	9/16" - 11/16"	TMSC 3/8x.370 N 24" UNJ	2.83	1.042	0.375	0.370	25	5	0.022	X	X
43510	44510	1/4"	TMSC 1/4x.165 N 20" UNJ	2.24	0.350	0.250	0.165	7	3	0.026	X	X
43511	44511	7/16" - 1/2"	TMSC 5/16x.310 N 20" UNJ	2.48	0.750	0.312	0.310	15	5	0.026	X	X
43512	44512	3/4" - 1"	TMSC 5/8x.620 N 20" UNJ	3.62	1.500	0.625	0.620	30	6	0.026	X	X
43513	44513	5/16"	TMSC 1/4x.240 N 18" UNJ	2.24	0.500	0.250	0.240	9	5	0.029	X	X
43514	44514	9/16" - 5/8"	TMSC 3/8x.370 N 18" UNJ	2.83	0.944	0.375	0.370	17	5	0.029	X	X
43515	44515	1 1/16" - 1 11/16"	TMSC 3/4x.745 N 18" UNJ	4.09	1.556	0.750	0.745	28	6	0.029	X	X
43516	44516	3/8" - 7/16"	TMSC 1/4x.240 N 16" UNJ	2.24	0.625	0.250	0.240	10	5	0.033	X	X
43517	44517	1/2" - 9/16"	TMSC 5/16x.310 N 16" UNJ	2.48	0.813	0.312	0.310	13	5	0.033	X	X
43518	44518	5/8" - 13/16"	TMSC 1/2x.470 N 16" UNJ	3.27	1.187	0.500	0.470	19	5	0.033	X	X
43519	44519	7/8" - 1"	TMSC 1/2x.620 N 16" UNJ	3.62	1.500	0.625	0.620	24	6	0.033	X	X
42520	44520	1 1/16" - 2 1/2"	TMSC 3/4x.745 N 16" UNJ	4.09	1.563	0.750	0.745	25	6	0.033	X	X
43521	44521	7/16"	TMSC 5/16x.310 N 14" UNJ	2.48	0.714	0.312	0.310	10	5	0.037	X	X
43522	44522	7/8"	TMSC 5/8x.620 N 14" UNJ	3.62	1.357	0.625	0.620	19	6	0.037	X	X
43523	44523	1/2"	TMSC 5/16x.310 N 13" UNJ	2.48	0.769	0.312	0.310	10	5	0.040	X	X
43524	44524	9/16"	TMSC 3/8x.370 N 12" UNJ	2.83	0.917	0.375	0.370	11	5	0.0436	X	X
43525	44525	5/8" - 13/16"	TMSC 1/2x.470 N 12" UNJ	3.27	1.167	0.500	0.470	14	5	0.0436	X	X
43526	44526	7/8" - 1"	TMSC 5/8x.620 N 12" UNJ	3.62	1.500	0.625	0.620	18	6	0.0436	X	X
43527	44527	1 1/16" - 2 1/2"	TMSC 3/4x.745 N 12" UNJ	4.09	1.583	0.750	0.745	19	6	0.0436	X	X
43528	44528	5/8"	TMSC 1/2x.470 N 11" UNJ	3.27	1.000	0.500	0.470	11	5	0.0476	X	X
43529	44529	3/4"	TMSC 1/2x.470 N 10" UNJ	3.27	1.200	0.500	0.470	12	5	0.0523	X	X

Solid Carbide Thread Mills - Straight Flutes



Aerospace thread

1.5 x Ø Straight flute

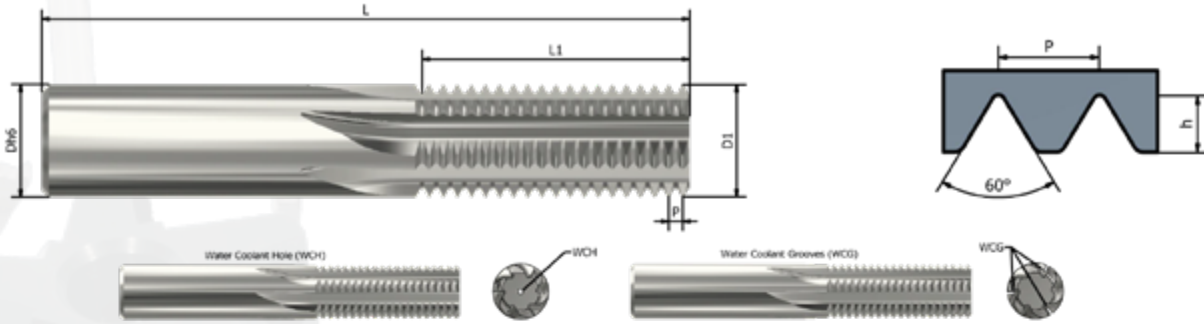
External

DIN ISO 3161 UNJ, UNJC, UNJEF

UNJ, UNJC, UNJF, UNJEF - Inch

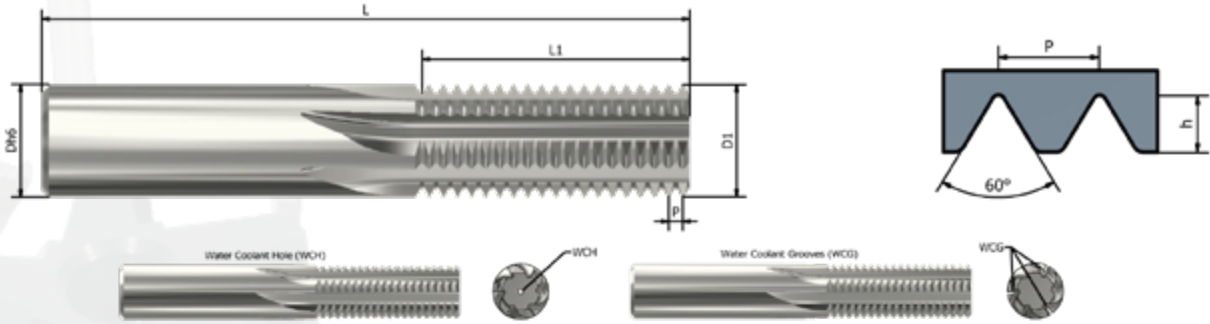
EDP Number		Norm	Reference	L	L1	D	D1	NF	Z	h	WCH	WCG
K20C	K27C											
71010	71810	All No. 5	TMSC 1/4x.240 E 44" UNJ	2.24	0.591	0.250	0.240	26	5	0.0135	X	X
71011	71811	All No. 4 - No. 6	TMSC 1/4x.240 E 40" UNJ	2.24	0.575	0.250	0.240	23	5	0.0148	X	X
71012	71812	All No. 8	TMSC 5/16x.310 E 36" UNJ	2.48	0.778	0.312	0.310	28	5	0.0165	X	X
71000	71800	All 32"	TMSC 1/4x.240 E 32" UNJ	2.25	0.531	0.250	0.240	17	5	0.0185	X	X
71013	71813	All No. 6 - 1/4"	TMSC 5/16x.310 E 32" UNJ	2.48	0.781	0.312	0.310	25	5	0.0185	X	X
71014	71814	All 5/16" - 3/8"	TMSC 3/8x.370 E 32" UNJ	2.83	0.937	0.375	0.370	30	5	0.0185	X	X
71015	71815	All No. 12 - 1/2"	TMSC 3/8x.370 E 28" UNJ	2.83	0.937	0.375	0.370	26	5	0.0212	X	X
71016	71816	All No. 10 - No. 12	TMSC 5/16x.310 E 24" UNJ	2.48	0.750	0.312	0.310	18	5	0.0247	X	X
71001	71801	All 24"	TMSC 3/8x.370 E 24" UNJ	2.84	0.958	0.375	0.370	23	5	0.0247	X	X
71017	71817	All 5/16" - 11/16"	TMSC 1/2x.470 E 24" UNJ	3.27	1.167	0.500	0.470	28	5	0.0247	X	X
71002	71802	All 1/4"	TMSC 3/8x.370 E 20" UNJ	2.83	0.950	0.375	0.370	19	5	0.0296	X	X
71018	71818	All 7/16" - 1/2"	TMSC 1/2x.470 E 20" UNJ	3.27	1.150	0.500	0.470	23	5	0.0296	X	X
71019	71819	All 3/4" - 1"	TMSC 5/8x.620 E 20" UNJ	3.62	1.550	0.625	0.620	31	6	0.0296	X	X
71003	71803	All 18"	TMSC 5/16x.310 E 18" UNJ	2.48	0.778	0.312	0.310	14	5	0.0329	X	X
71004	71804	All 5/16" - 5/8"	TMSC 1/2x.470 E 18" UNJ	3.27	1.167	0.500	0.470	21	5	0.0329	X	X
71020	71820	All 1 1/16" - 1 11/16"	TMSC 5/8x.620 E 18" UNJ	3.62	1.556	0.625	0.620	28	6	0.0329	X	X
71005	71805	All 16"	TMSC 5/16x.310 E 16" UNJ	2.48	1.000	0.312	0.310	16	5	0.0370	X	X
71006	71806	All 3/8" - 9/16"	TMSC 1/2x.470 E 16" UNJ	3.27	1.124	0.500	0.470	18	5	0.0370	X	X
71021	71821	All 5/8" - 1"	TMSC 5/8x.620 E 16" UNJ	3.62	1.437	0.625	0.620	23	6	0.0370	X	X
71022	71822	All 1 1/16" - 2 1/2"	TMSC 3/4x.745 E 16" UNJ	4.09	1.563	0.750	0.745	25	6	0.0370	X	X
71007	71807	All 7/16" - 7/8"	TMSC 1/2x.470 E 14" UNJ	3.27	1.143	0.500	0.470	16	5	0.0423	X	X
71023	71823	All 1/2"	TMSC 1/2x.470 E 13" UNJ	3.27	1.154	0.500	0.470	15	5	0.0456	X	X
71008	71808	All 9/16" - 1"	TMSC 1/2x.470 E 12" UNJ	3.27	1.167	0.500	0.470	14	5	0.0494	X	X
71024	71824	All 1 1/16" - 2 1/2"	TMSC 3/4x.745 E 12" UNJ	4.09	1.583	0.750	0.745	19	6	0.0494	X	X
71025	71825	All 5/8"	TMSC 1/2x.470 E 11" UNJ	3.27	1.091	0.500	0.470	12	5	0.0539	X	X
71026	71826	All 3/4"	TMSC 1/2x.470 E 10" UNJ	3.27	1.200	0.500	0.470	12	5	0.0593	X	X

Solid Carbide Thread Mills - Straight Flutes



Aerospace thread Metric MJ												
1.5 x Ø Straight flute												
Internal												
DIN ISO 5855-1												
MJ - Metric												
EDP Number		Norm	Reference	L	L1	D	D1	NF	Z	h	WCH	WCG
K20C	K27C											
43101	44101	MJ 2	TMSC 1/8x.050 N 0.40 MJ	1.50	0.126	0.125	0.050	8	3	0.008	----	X
43102	44102	MJ 2.5	TMSC 1/8x.060 N 0.45 MJ	1.50	0.142	0.125	0.060	8	3	0.0093	----	X
43103	44103	MJ 3	TMSC 1/8x.085 N 0.50 MJ	1.50	0.177	0.125	0.085	9	3	0.0103	----	X
43104	44104	MJ 3.5	TMSC 1/8x.105 N 0.60 MJ	1.50	0.213	0.125	0.105	9	3	0.012	----	X
43105	44105	MJ 4	TMSC 1/8x.120 N 0.70 MJ	1.65	0.248	0.125	0.120	9	3	0.014	----	X
43106	44106	MJ 5	TMSC 3/16x.140 N 0.80 MJ	1.65	0.315	0.187	0.140	10	3	0.017	----	X
43107	44107	MJ 6 - MJ 7	TMSC 1/4x.155 N 1.00 MJ	2.24	0.354	0.250	0.155	9	3	0.021	----	X
43108	44108	MJ 8	TMSC 1/4x.195 N 1.00 MJ	2.24	0.472	0.250	0.195	12	5	0.021	----	X
43109	44109	MJ 10 - MJ 12	TMSC 1/4x.230 N 1.25 MJ	2.24	0.591	0.250	0.230	12	5	0.026	X	X
43110	44110	MJ 14	TMSC 5/16x.310 N 1.50 MJ	2.48	0.768	0.312	0.310	13	5	0.031	X	x
43111	44111	MJ 16 - MJ 18	TMSC 3/8x.370 N 1.50 MJ	2.83	0.945	0.375	0.370	16	5	0.031	X	X
43112	44112	MJ 20 - MJ 22	TMSC 1/2x.470 N 1.50 MJ	3.27	1.181	0.500	0.470	20	5	0.031	X	X
43113	44113	MJ 24 - MJ 39	TMSC 5/8x.620 N 2.00 MJ	3.62	1.575	0.625	0.620	20	5	0.041	X	X
1.5 x Ø Straight flute MJ												
External												
EDP Number		Norm	Reference	L	L1	D	D1	NF	Z	h	WCH	WCG
K20C	K27C											
43201	44201	MJ 2	TMSC 3/16x.140 E 0.40 MJ	1.65	0.315	0.187	0.140	20	3	0.009	----	X
43202	44202	MJ 2.5	TMSC 3/16x.140 E 0.45 MJ	1.65	0.319	0.187	0.140	18	3	0.0105	----	X
43203	44203	MJ 3	TMSC 1/4x.240 E 0.50 MJ	2.24	0.591	0.250	0.240	30	5	0.0117	X	X
43204	44204	MJ 3.5	TMSC 5/16x.310 E 0.60 MJ	2.48	0.756	0.312	0.310	32	5	0.0140	X	X
43205	44205	MJ 4	TMSC 5/16x.310 E 0.70 MJ	2.48	0.772	0.312	0.310	28	5	0.0163	X	X
43206	44206	MJ 5	TMSC 5/16x.310 E 0.80 MJ	2.48	0.787	0.312	0.310	25	5	0.0187	X	X
43207	44207	MJ 6 - MJ 8	TMSC 3/8x.370 E 1.00 MJ	2.83	0.945	0.375	0.370	24	5	0.0233	X	X
43208	44208	MJ 10 - MJ 12	TMSC 1/2x.470 E 1.25 MJ	3.27	1.181	0.500	0.470	24	5	0.0292	X	X
43209	44209	MJ 20 - MJ 22	TMSC 1/2x.470 E 1.50 MJ	3.27	1.181	0.500	0.470	20	5	0.0350	X	X
43210	44210	MJ 24 - MJ 39	TMSC 5/8x.620 E 2.00 MJ	3.62	1.575	0.625	0.620	20	6	0.0467	X	X

Solid Carbide Thread Mills - Straight Flutes



Straight Pipe Mechanical / Straight Pipe

Straight flute Internal B1.20.1
NPSM - Inch

EDP Number		Norm	Reference	L	L1	D	D1	NF	Z	h	WCH	WCG
K20C	K27C											
70318	78318	1/16" - 1/8"	TMSC 1/4x.240 N 27" NPSM	2.25	0.593	0.250	0.240	16	5	0.0200	X	X
70319	78319	1/4" - 3/8"	TMSC 5/16x.310 N 18" NPSM	2.48	0.722	0.312	0.310	13	5	0.0301	X	X
70320	78320	1/2" - 3/4"	TMSC 1/2x.470 N 14" NPSM	3.27	1.143	0.500	0.470	16	5	0.0387	X	X
70321	78321	1" - 2"	TMSC 5/8x.620 N 11.5" NPSM	3.62	1.391	0.625	0.620	16	6	0.0470	X	X
70322	78322	2 1/2" - 6"	TMSC 5/8x.620 N 8" NPSM	3.62	1.250	0.625	0.620	10	6	0.0677	X	X
70323	78323	2 1/2" - 6"	TMSC 3/4x.745 N 8" NPSM	4.10	1.500	0.750	0.745	12	6	0.0677	X	X

Straight Pipe Mechanical / Straight Pipe

Straight flute External B1.20.1
NPSM - Inch

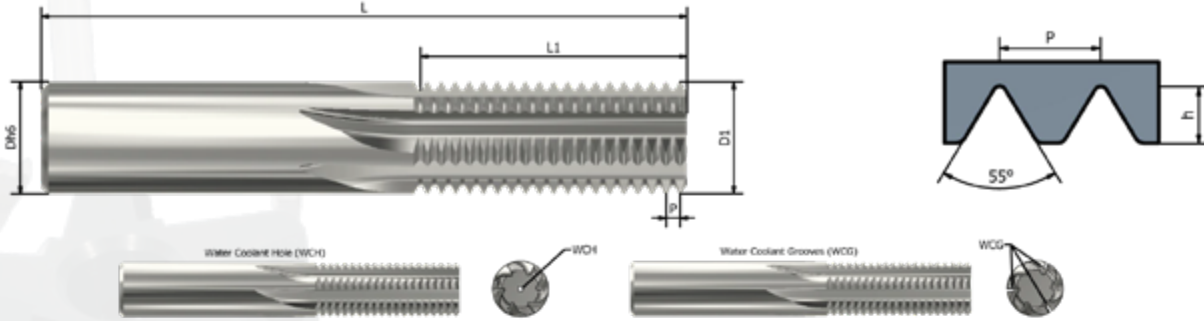
EDP Number		Norm	Reference	L	L1	D	D1	NF	Z	h	WCH	WCG
K20C	K27C											
70360	78360	1/16" - 1/8"	TMSC 5/16x.310 E 27" NPSM	2.48	0.741	0.312	0.310	20	5	0.024	X	X
70361	78361	1/4" - 3/8"	TMSC 3/8x.370 E 18" NPSM	2.84	0.944	0.375	0.370	17	5	0.036	X	X
70362	78362	1/2" - 3/4"	TMSC 5/8x.620 E 14" NPSM	3.62	1.357	0.625	0.620	19	6	0.046	X	X
70363	78363	1" - 2"	TMSC 5/8x.620 E 11.5" NPSM	3.62	1.478	0.625	0.620	17	6	0.0565	X	X
70364	78364	2 1/2" - 6"	TMSC 3/4x.745 E 8" NPSM	4.10	1.500	0.750	0.745	12	6	0.0812	X	X

Straight Pipe

Straight Flute Internal / External B1.20.3
NPSF, NPSI - Inch

EDP Number		Norm	Reference	L	L1	D	D1	NF	Z	h	WCH	WCG
K20C	K27C											
70312	78312	1/16" - 1/8"	TMSC 1/4x.240 NE 27" NPSF	2.25	0.593	0.250	0.240	10	5	0.0251	X	X
70313	78313	1/4" - 3/8"	TMSC 5/16x.310 NE 18" NPSF	2.48	0.667	0.312	0.310	10	5	0.0395	X	X
70314	78314	1/2" - 3/4"	TMSC 1/2x.470 NE 14" NPSF	3.27	0.786	0.500	0.470	11	5	0.0532	X	X
70315	78315	1" - 2"	TMSC 5/8x.620 NE 11.5" NPSF	3.62	1.391	0.625	0.620	12	6	0.0644	X	X
70316	78316	2 1/2" - 6"	TMSC 5/8x.620 NE 8" NPSF	3.62	1.250	0.625	0.620	10	6	0.0964	X	X
70317	78317	2 1/2" - 6"	TMSC 3/4x.745 NE 8" NPSF	4.10	1.500	0.750	0.745	12	6	0.0964	X	X

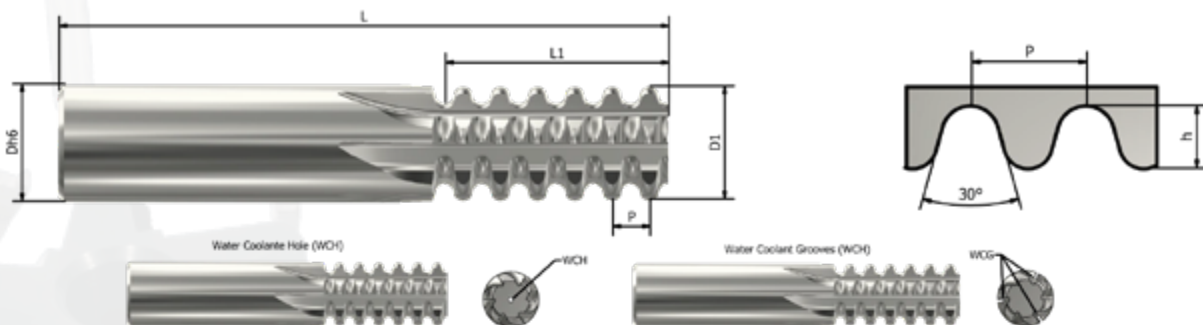
Solid Carbide Thread Mills - Straight Flutes



British Straight Whitworth												
Straight flute		Internal / External		DIN 6630, NF E 03-005								
W (BSW) Inch												
EDP Number		Norm	Reference	L	L1	D	D1	NF	Z	h	WCH	WCG
K20C	K27C											
80140	85140	3/32"	TMSC 1/8x.060 NE 48" BSW	1.50	0.146	0.125	0.060	7	3	0.0133	----	X
80141	85141	1/8"	TMSC 1/8x.085 NE 40" BSW	1.50	0.175	0.125	0.085	7	3	0.0160	----	X
80142	85142	5/32"	TMSC 1/8x.105 NE 32" BSW	1.50	0.219	0.125	0.105	7	3	0.0200	----	X
80143	85143	1/4"	TMSC 1/4x.165 NE 20" BSW	2.24	0.400	0.250	0.165	8	3	0.0320	X	X
80144	85144	5/16"	TMSC 1/4x.200 NE 18" BSW	2.24	0.444	0.250	0.200	8	3	0.0356	X	X
80145	85145	3/8"	TMSC 1/4x.240 NE 16" BSW	2.24	0.562	0.250	0.240	9	5	0.0400	X	X
80146	85146	7/16"	TMSC 5/16x.310 NE 14" BSW	2.48	0.714	0.312	0.310	10	5	0.0457	X	X
80147	85147	1/2" - 9/16"	TMSC 5/16x.310 NE 12" BSW	2.48	0.750	0.312	0.310	9	5	0.0533	X	X
80148	85148	5/8"	TMSC 3/8x.370 NE 11" BSW	2.83	0.909	0.375	0.370	10	5	0.0582	X	X
80149	85149	3/4"	TMSC 1/2x.470 NE 10" BSW	3.27	1.100	0.500	0.470	11	5	0.0640	X	X
80150	85150	7/8"	TMSC 1/2x.470 NE 9" BSW	3.27	1.111	0.500	0.470	10	5	0.0711	X	X
80151	85151	1"	TMSC 5/8x.620 NE 8" BSW	3.62	1.375	0.625	0.620	11	6	0.0800	X	X
80152	85152	1 1/8" - 1 1/4"	TMSC 5/8x.620 NE 7" BSW	3.62	1.429	0.625	0.620	10	6	0.0915	X	X
80153	85153	1 3/8" - 1 1/2"	TMSC 5/8x.620 NE 6" BSW	3.62	1.500	0.625	0.620	9	6	0.1067	X	X
80154	85154	1 5/8" - 1 3/4"	TMSC 3/4x.745 NE 5" BSW	4.09	1.600	0.750	0.745	8	6	0.1281	X	X
80155	85155	1 7/8" - 2"	TMSC 3/4x.745 NE 4.5" BSW	4.09	1.556	0.750	0.745	7	6	0.1423	X	X

British Straight Pipe												
Straight flute		Internal / External		DIN ISO 228-1, DIN 259								
BSP, G, Rp, BSF - Inch												
EDP Number		Norm	Reference	L	L1	D	D1	NF	Z	h	WCH	WCG
K20C	K27C											
70324	78324	R1/16" & R1/8"	TMSC 1/4x.240 NE 28" BSP	2.25	0.571	0.250	0.240	16	5	0.023	X	X
70325	78325	R1/4" & R3/8"	TMSC 5/16x.310 NE 19" BSP	2.48	0.737	0.312	0.310	14	5	0.0337	X	X
70326	78326	R1/2" & R3/4"	TMSC 1/2x.470 NE 14" BSP	3.27	1.143	0.500	0.470	16	5	0.0457	X	X
70327	78327	R1" thru R2"	TMSC 5/8x.620 NE 11" BSP	3.62	1.364	0.625	0.620	15	6	0.0582	X	X

Solid Carbide Thread Mills - Straight Flutes



Knuckle Thread - RD

Straight flute

Internal

DIN 405

RD - Inch

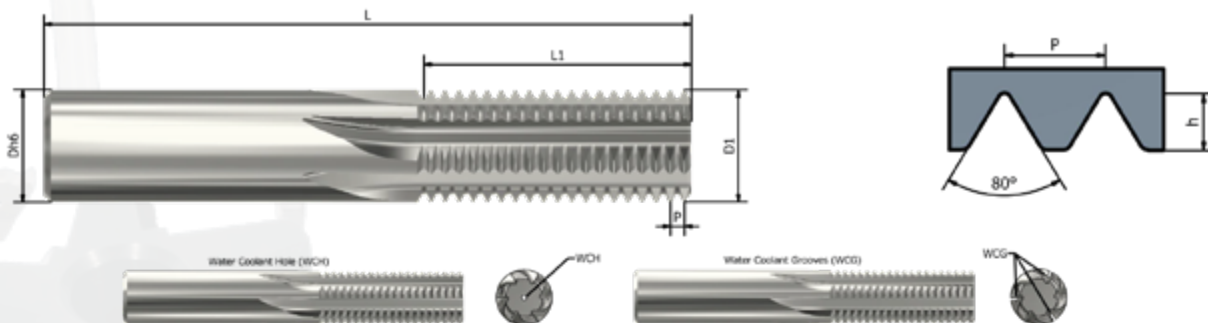
EDP Number		Norm	Reference	L	L1	D	D1	NF	Z	h	WCH	WCG
K20C	K27C											
80176	85176	RD 8 - RD 10	TMSC 1/4x.200 N 10'' RD	2.24	0.600	0.250	0.200	6	3	0.0500	X	X
80177	85177	RD 11 - RD 12	TMSC 5/16x.310 N 10'' RD	2.48	0.800	0.312	0.310	8	5	0.0500	X	X
80178	85178	RD 14 - RD 16	TMSC 3/8x.370 N 8'' RD	2.83	1.000	0.375	0.370	8	5	0.0625	X	X
80179	85179	RD 18 - RD 22	TMSC 1/2x.470 N 8'' RD	3.27	1.1250	0.500	0.470	9	5	0.0625	X	X
80180	85180	RD 24 - RD 38	TMSC 5/8x.620 N 8'' RD	3.62	1.500	0.625	0.620	12	6	0.0625	X	X
80181	85181	RD 40 - RD 65	TMSC 3/4x.745 N 6'' RD	4.09	1.500	0.750	0.745	9	6	0.0833	X	X

Straight flute

External

EDP Number		Norm	Reference	L	L1	D	D1	NF	Z	h	WCH	WCG
K20C	K27C											
80182	85182	RD 8 - RD 10	TMSC 3/8x.240 E 10'' RD	2.83	0.600	0.375	0.240	6	5	0.0500	X	X
80183	85183	RD 11 - RD 12	TMSC 1/2x.310 E 10'' RD	3.27	0.800	0.500	0.310	8	5	0.0500	X	X
80184	85184	RD 14 - RD 16	TMSC 1/2x.390 E 8'' RD	3.27	1.000	0.500	0.390	8	5	0.0625	X	X
80185	85185	RD 18 - RD 22	TMSC 5/8x.470 E 8'' RD	3.62	1.1250	0.625	0.470	9	5	0.0625	X	X
80186	85186	RD 24 - RD 38	TMSC 3/4x.745 E 8'' RD	4.09	1.500	0.750	0.745	12	6	0.0625	X	X
80187	85187	RD 40 - RD 65	TMSC 3/4x.745 E 6'' RD	4.09	1.500	0.750	0.745	9	6	0.0833	X	X

Solid Carbide Thread Mills - Straight Flutes



Electric tube thread PG

Straight flute

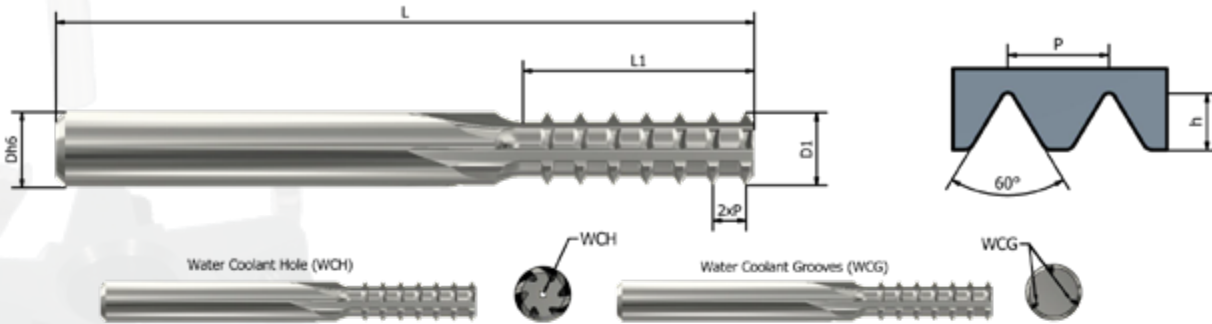
Internal / External

DIN 40430

PG, Inch

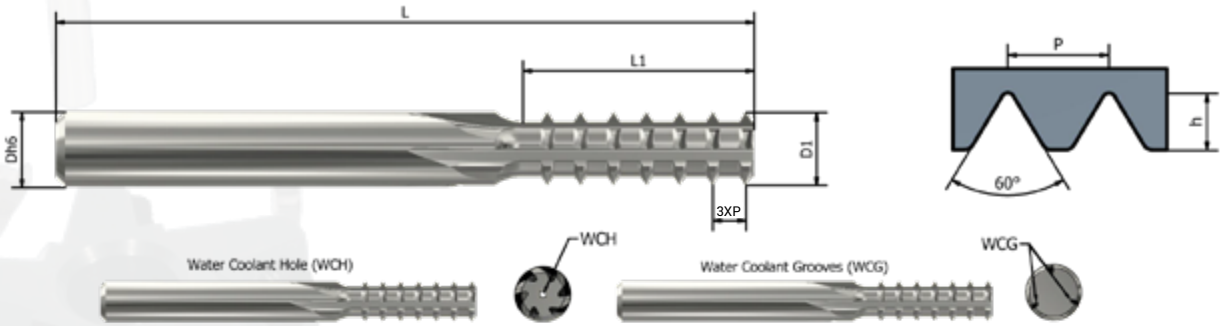
EDP Number		Norm	Reference	L	L1	D	D1	NF	Z	h	WCH	WCG
K20C	K27C											
71226	75226	7	TMSC 5/16x.310 NE 20" PG	2.48	0.750	0.312	0.310	15	5	0.0238	X	X
71227	75227	9-11-113.5-16	TMSC 3/8x.370 NE 18" PG	2.83	0.944	0.375	0.370	17	5	0.0265	X	X
71228	75228	21-29-36-42-48	TMSC 1/2x.470 NE 16" PG	3.27	1.125	0.500	0.470	18	5	0.0298	X	X

Solid Carbide Thread Mills - Straight Flutes



Unified National Standard												
T2 - 2x Ø Straight flute				Internal				DIN ISO 5864, ANSI / ASME B 1.7				
UN, UNC, UNS, UNJF, UNJEF - Inch												
EDP Number		Norm	Reference	L	L1	D	D1	NF	Z	h	WCH	WCG
K20C	K27C											
70800	78800	No. 4-40	TMSC 1/8x.080 N 40" UN T2	1.50	0.250	0.125	0.080	5	3	0.015	---	X
70801	78801	No. 6-32	TMSC 1/8x.085 N 32" UN T2	1.50	0.312	0.125	0.085	5	3	0.018	---	X
70802	78802	No. 8-32	TMSC 1/8x.120 N 32" UN T2	1.50	0.374	0.125	0.120	6	3	0.018	---	X
70813	78813	1/4"-28	TMSC 3/16x.160 N 28" UN T2	2.36	0.500	0.187	0.160	7	3	0.0210	---	X
70814	78814	1/4"-28	TMSC 1/4x.180 N 28" UN T2	2.95	0.786	0.250	0.180	11	3	0.0210	X	X
70821	78821	No. 10-24	TMSC 1/8x.120 N 24" UN T2	1.50	0.250	0.125	0.120	3	3	0.024	---	X
70815	78815	No. 12-24	TMSC 3/16x.140 N 24" UN T2	2.56	0.500	0.187	0.140	6	3	0.024	---	X
70816	78816	5/16"-24	TMSC 1/4x.200 N 24" UN T2	2.84	0.833	0.250	0.200	10	3	0.024	---	X
70822	78822	3/8"-24	TMSC 1/4x.240 N 24" UN T2	2.56	0.750	0.250	0.240	9	5	0.024	X	X
70803	78803	1/4"-20	TMSC 3/16x.160 N 20" UN T2	2.36	0.500	0.125	0.160	5	3	0.029	---	X
70817	78817	7/16"-20	TMSC 5/16x.310 N 20" UN T2	3.15	1.000	0.312	0.310	10	5	0.029	X	X
70804	78804	5/16"-18	TMSC 1/4x.200 N 18" UN T2	2.56	0.667	0.250	0.200	6	3	0.033	---	X
70819	78819	5/8"-18	TMSC 1/2x.437 N 18" UN T2	3.94	1.444	0.500	0.437	13	5	0.033	X	X
70805	78805	3/8"-16	TMSC 1/4x.240 N 16" UN T2	2.56	0.750	0.250	0.240	6	5	0.037	X	X
70820	78820	11/16"-16	TMSC 1/2x.470 N 16" UN T2	3.94	1.375	0.500	0.470	11	5	0.037	X	X
70806	78806	7/16"-14	TMSC 5/16x.310 N 14" UN T2	3.15	0.875	0.312	0.310	7	5	0.042	X	X
70807	78807	1/2"-13	TMSC 5/16x.310 N 13" UN T2	3.15	1.077	0.312	0.310	7	5	0.045	X	X
70808	78808	9/16"-12	TMSC 3/8x.370 N 12" UN T2	3.35	1.333	0.375	0.370	8	5	0.049	X	X
70818	78818	3/4"-12	TMSC 1/2x.470 N 12" UN T2	3.94	1.500	0.500	0.470	9	5	0.049	X	X
70809	78809	5/8"-11	TMSC 1/2x.437 N 11" UN T2	3.94	1.272	0.500	0.437	7	5	0.053	X	X
70810	78810	3/4"-10	TMSC 1/2x.470 N 10" UN T2	3.94	1.600	0.500	0.470	8	5	0.059	X	X
70811	78811	7/8"-9	TMSC 5/8x.620 N 9" UN T2	4.53	1.778	0.625	0.620	8	6	0.065	X	X
70812	78812	1"-8	TMSC 5/8x.620 N 8" UN T2	4.53	2.000	0.625	0.620	8	6	0.073	X	X
70823	78823	1 1/8"-7	TMSC 5/8x.620 N 7" UN T2	4.53	2.000	0.625	0.620	7	6	0.093	X	X

Solid Carbide Thread Mills - Straight Flutes



Unified National Standard

T3 - 3x Ø Straight flute

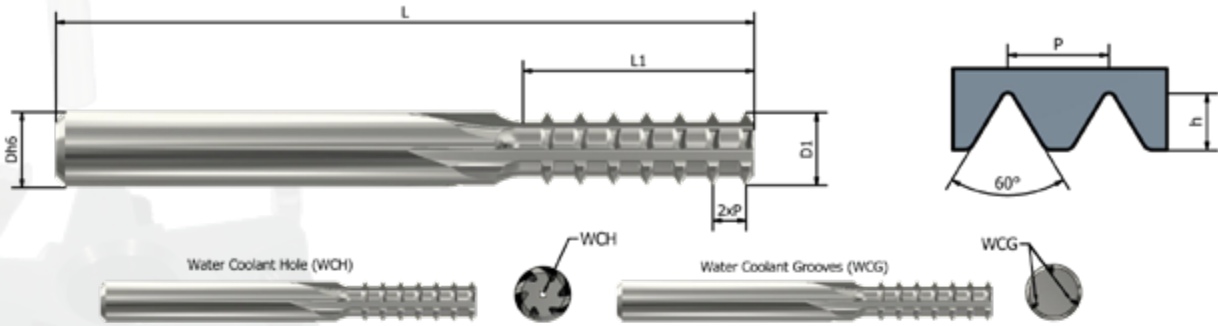
Internal

DIN ISO 5864, ANSI / ASME B1.7

UN, UNC, UNS, UNJF, UNJEF - Inch

EDP Number		Norm	Reference	L	L1	D	D1	NF	Z	h	WCH	WCG
K20C	K27C											
70900	78900	No. 4-40	TMSC 1/8x.080 N 40" UN T3	1.65	0.375	0.125	0.080	5	3	0.015	---	X
70901	78901	No. 6-32	TMSC 1/8x.085 N 32" UN T3	1.65	0.468	0.125	0.085	5	3	0.018	---	X
70902	78902	No. 8-32	TMSC 1/8x.120 N 32" UN T3	1.77	0.468	0.125	0.120	5	3	0.018	---	X
70913	78913	No. 12-28	TMSC 3/16x.160 N 28" UN T3	2.37	0.750	0.187	0.160	7	3	0.0210	---	X
70914	78914	1/4"-28	TMSC 1/4x.180 N 28" UN T3	2.83	0.750	0.125	0.180	7	3	0.0210	X	X
70921	78921	No. 10-24	TMSC 1/8x.120 N 24" UN T3	1.50	0.375	0.125	0.120	3	3	0.024	---	X
70915	78915	No. 12.24	TMSC 3/16x.140 N 24" UN T3	2.56	0.625	0.187	0.140	5	3	0.024	---	X
70916	78916	5/16"-24	TMSC 1/4x.200 N 24" UN T3	2.83	1.000	0.250	0.200	8	3	0.024	X	X
70920	78920	3/8"-24	TMSC 1/4x.240 N 24" UN T3	2.85	1.000	0.250	0.240	8	5	0.024	X	X
70903	78903	1/4"-20	TMSC 3/16x.160 N 20" UN T3	2.36	0.750	0.187	0.160	5	3	0.029	---	X
70917	78917	7/16"-20	TMSC 5/16x.310 N 20" UN T3	3.35	1.200	0.312	0.310	8	5	0.029	X	X
70904	78904	5/16"-18	TMSC 1/4x.200 N 18" UN T3	2.83	1.000	0.250	0.200	6	3	0.033	X	X
70905	78905	3/8"-16	TMSC 1/4x.240 N 16" UN T3	2.83	1.125	0.250	0.240	6	5	0.037	X	X
70906	78906	7/16"-14	TMSC 5/16x.310 N 14" UN T3	3.35	1.286	0.312	0.310	6	5	0.042	X	X
70907	78907	1/2"-13	TMSC 5/16x.310 N 13" UN T3	3.35	1.614	0.312	0.310	7	5	0.045	X	X
70908	78908	9/16"-12	TMSC 3/8x.370 N 12" UN T3	3.35	1.750	0.375	0.370	7	5	0.049	X	X
70918	78918	3/4"-12	TMSC 1/2x.470 N 12" UN T3	4.53	2.250	0.500	0.470	9	5	0.049	X	X
70909	78909	5/8"-11	TMSC 1/2x.437 N 11" UN T3	4.53	1.909	0.500	0.437	7	5	0.053	X	X
70910	78910	3/4"-10	TMSC 1/2x.470 N 10" UN T3	4.53	2.400	0.500	0.470	8	5	0.059	X	X
70911	78911	7/8"-9	TMSC 5/8x.620 N 9" UN T3	5.13	2.333	0.625	0.620	7	5	0.065	X	X
70912	78912	1"-8	TMSC 5/8x.620 N 8" UN T3	5.13	2.250	0.625	0.620	6	5	0.073	X	X
70919	78919	1 1/8"-7	TMSC 5/8x.620 N 7" UN T3	5.13	2.142	0.625	0.620	5	5	0.093	X	X

Solid Carbide Thread Mills - Straight Flutes



ISO 60° Metric

T2 2 x Ø Straight flute

Internal

DIN 13, DIN 68, DIN ISO 965-1, NF ISO 965-1

ISO - Metric

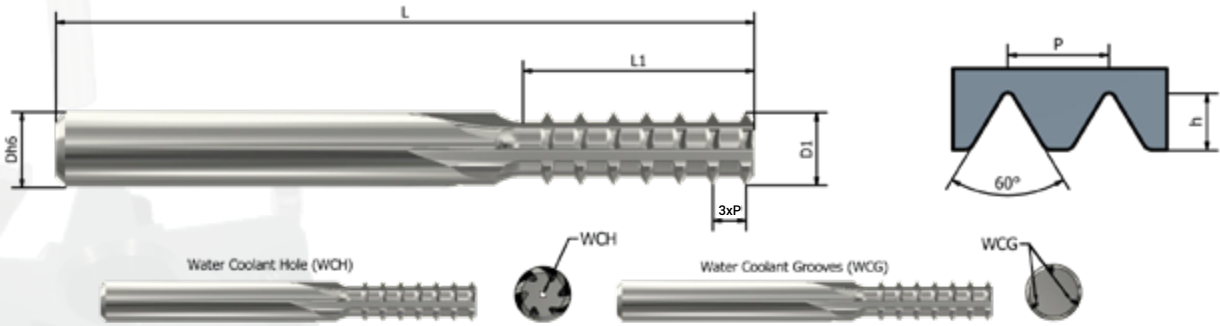
EDP Number K20C K27C	Norm	Reference	L	L1	D	D1	NF	Z	h	WCH	WCG
70850	78850	M4 TMSC 1/8x.105 N 0.70 ISO T2	1.65	0.331	0.125	0.105	6	3	0.016	----	X
70851	78851	M5 TMSC 3/16x.145 N 0.80 ISO T2	1.97	0.441	0.187	0.145	7	3	0.019	----	X
70852	78852	M6 TMSC 3/16x.160 N 1.00 ISO T2	2.24	0.472	0.187	0.160	6	3	0.023	---	X
70853	78853	M8 TMSC 1/4x.200 N 1.25 ISO T2	2.56	0.689	0.250	0.200	7	3	0.029	X	X
70854	78854	M10 TMSC 1/4x.240 N 1.50 ISO T2	2.44	0.827	0.250	0.240	7	5	0.035	X	X
70855	78855	M12 TMSC 5/16x.310 N 1.75 ISO T2	3.15	0.964	0.312	0.310	7	5	0.040	X	X
70856	78856	M14 TMSC 3/8x.370 N 2.00 ISO T2	3.35	1.102	0.375	0.370	7	5	0.046	X	X
70857	78857	M16 TMSC 1/2x.437 N 2.00 ISO T2	3.74	1.260	0.500	0.437	8	5	0.046	X	X
70864	78864	M18 TMSC 1/2x.470 N 2.00 ISO T2	3.74	1.260	0.500	0.470	8	5	0.046	X	X
70858	78858	M20 TMSC 1/2x.470 N 2.50 ISO T2	3.74	1.575	0.500	0.470	8	5	0.058	X	X
70865	78865	M24 TMSC 5/8x.620 N 3.00 ISO T2	4.10	1.890	0.625	0.620	8	6	0.069	X	X

MF Internal fine pitch

Internal

70859	78859	M8 TMSC 1/4x.240 N 0.75 ISO T2	2.44	0.650	0.250	0.240	11	5	0.017	X	X
70860	78860	M12 TMSC 5/16x.310 N 1.00 ISO T2	2.90	0.945	0.312	0.310	12	5	0.023	X	X
70861	78861	M16 TMSC 1/2x.470 N 1.00 ISO T2	3.74	1.260	0.500	0.470	16	5	0.023	X	X
70862	78862	M14 TMSC 3/8x.370 N 1.50 ISO T2	3.35	1.062	0.375	0.370	9	5	0.035	X	X
70863	78863	M16 TMSC 1/2x.470 N 1.50 ISO T2	3.94	1.417	0.500	0.470	12	5	0.035	X	X
70864	78864	M18 TMSC 1/2x.470 N 2.00 ISO T2	3.74	1.260	0.500	0.470	8	5	0.046	X	X

Solid Carbide Thread Mills - Straight Flutes



ISO 60° Metric

T3 x Ø Straight flute

Internal

DIN 13, DIN 68, DIN ISO 965-1, NF ISO 965-1

ISO - Metric

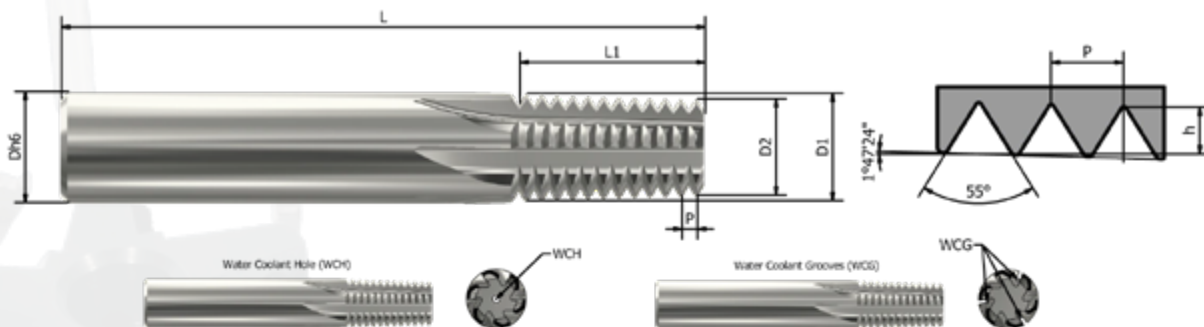
EDP Number		Norm	Reference	L	L1	D	D1	NF	Z	h	WCH	WCG
K20C	K27C											
70950	78950	M4	TMSC 1/8x.105 N 0.70 ISO T3	1.65	0.496	0.125	0.105	6	3	0.016	----	X
70951	78951	M5	TMSC 3/16x.145 N 0.80 ISO T3	2.36	0.661	0.187	0.145	7	3	0.019	----	X
70952	78952	M6	TMSC 3/16x.160 N 1.00 ISO T3	2.36	0.709	0.187	0.160	6	3	0.023	----	X
70953	78953	M8	TMSC 1/4x.200 N 1.25 ISO T3	2.83	1.033	0.250	0.200	7	3	0.029	X	X
70954	78954	M10	TMSC 1/4x.240 N 1.50 ISO T3	2.83	1.240	0.250	0.240	7	5	0.035	X	X
70955	78955	M12	TMSC 5/16x.310 N 1.75 ISO T3	3.35	1.447	0.312	0.310	7	5	0.040	X	X
70956	78956	M14	TMSC 3/8x.370 N 2.00 ISO T3	3.74	1.654	0.375	0.370	7	5	0.046	X	X
70957	78957	M16	TMSC 1/2x.437 N 2.00 ISO T3	4.50	1.890	0.500	0.437	8	5	0.046	X	X
70958	78958	M20	TMSC 1/2x.470 N 2.50 ISO T3	4.50	2.362	0.500	0.470	8	5	0.058	X	X
70965	78965	M24	TMSC 5/8x.620 N 3.00 ISO T3	4.50	2.126	0.625	0.620	6	6	0.069	X	X

MF Internal fine pitch

Internal

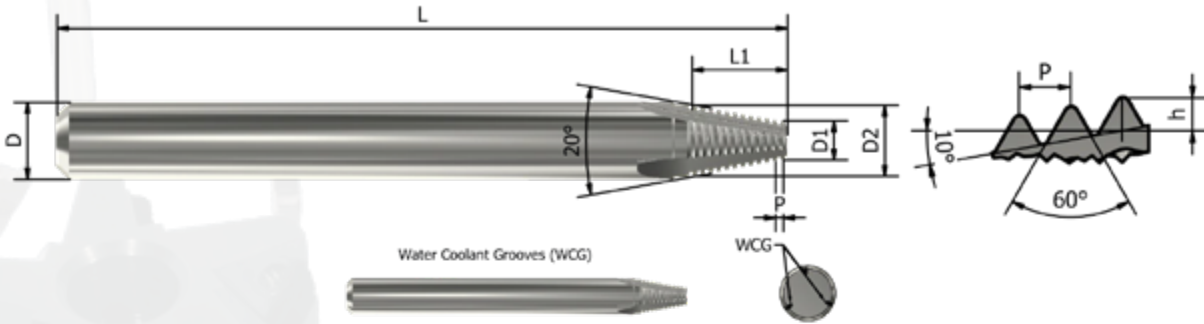
70959	78959	M8	TMSC 1/4x.240 N 0.75 ISO T3	2.95	0.974	0.250	0.240	11	5	0.017	X	X
70960	78960	M12	TMSC 5/16x.310 N 1.00 ISO T3	3.35	1.417	0.312	0.310	12	5	0.023	X	X
70961	78961	M16	TMSC 1/2x.470 N 1.00 ISO T3	4.50	1.889	0.500	0.470	16	5	0.023	X	X
70962	78962	M14	TMSC 3/8x.370 N 1.50 ISO T3	3.74	1.772	0.375	0.370	10	5	0.035	X	X
70963	78963	M18	TMSC 1/2x.470 N 1.50 ISO T3	4.50	2.126	0.500	0.470	12	5	0.035	X	X
70966	78966	M16	TMSC 1/2x.437 N 1.50 ISO T3	4.50	1.948	0.500	0.437	11	5	0.035	X	X
70964	78964	M18	TMSC 1/2x.470 N 2.00 ISO T3	4.50	1.890	0.500	0.470	8	5	0.046	X	X

Solid Carbide Thread Mills - Straight Flutes

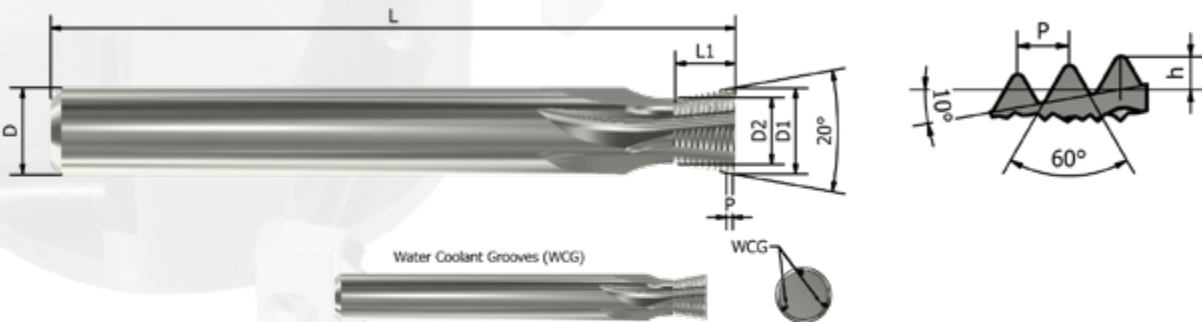


EDP Number		Norm	Reference	L	L1	D	D1	D2	NF	Z	h	WCH	WCG
K20C	K27C												
British Pipe Taper Inch BSPT, R													
Straight flute Internal / External DIN ISO 7-1, DIN 3858, NF E 03-004													
BSPT, R - Inch													
70328	78328	1/16" - 1/8"	TMSC 1/4x.240 NE 28" BSPT	2.25	0.393	0.250	0.240	0.2177	11	5	0.023	X	X
70329	78329	1/4" - 3/8"	TMSC 5/16x.310 NE 19" BSPT	2.48	0.579	0.312	0.310	0.2771	11	5	0.0337	X	X
70330	78330	1/2" - 3/4"	TMSC 1/2x.470 NE 14" BSPT	3.27	0.786	0.500	0.470	0.4253	11	5	0.0457	X	X
70331	78331	1" - 2"	TMSC 5/8x.620 NE 11" BSPT	3.62	1.545	0.625	0.620	0.5291	17	6	0.0582	X	X

Solid Carbide Thread Mills - Straight Flutes



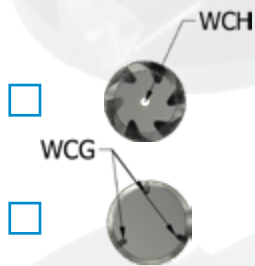

Medical Implant		Metric	CSP 10°									
Straight flute			Internal									
ISO - Metric												
EDP Number		Reference	L	L1	D	D1	D2	NF	Z	h	WCH	WCG
K20C	K27C											
CSP15	CSP16	TMSC 1/8x.105 N 0.300 CSP	1.500	0.1181	0.125	0.0675	0.105	10	3	0.007	----	X
CSP17	CSP18	TMSC 1/8x.105 N 0.350 CSP	1.500	0.1516	0.125	0.0564	0.105	11	3	0.0081	----	X
CSP19	CSP20	TMSC 1/8x.110 N 0.375 CSP	1.500	0.1772	0.125	0.0527	0.110	12	3	0.0087	----	X
CSP21	CSP22	TMSC 1/8x.100 N 0.400 CSP	1.500	0.1575	0.125	0.0500	0.100	10	3	0.009	----	X
CSP23	CSP24	TMSC 1/4x.240 N 0.400 CSP	2.244	0.3937	0.250	0.1067	0.240	25	3	0.009	---	X
CSP25	CSP26	TMSC 1/4x.220 N 0.450 CSP	2.244	0.1949	0.250	0.1575	0.220	11	3	0.010	---	X
CSP27	CSP28	TMSC 1/4x.220 N 0.500 CSP	2.244	0.3149	0.250	0.1158	0.220	16	3	0.012	---	X
CSP29	CSP30	TMSC 1/4x.220 N 0.550 CSP	2.244	0.2165	0.250	0.1506	0.220	10	5	0.013	---	X
CSP31	CSP32	TMSC 1/4x.220 N 0.625 CSP	2.244	0.2953	0.250	0.1245	0.220	12	5	0.014	---	X



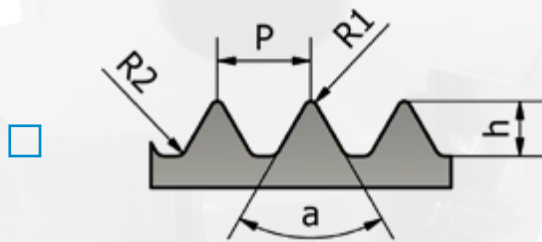

Medical Implant		Metric	CSP 10°									
Straight flute			External									
ISO - Metric												
EDP Number		Reference	L	L1	D	D1	D2	NF	Z	h	WCH	WCG
K20C	K27C											
CSP33	CSP34	TMSC 5/16x.310 E 0.300 CSP	2.480	0.1181	0.3125	0.310	0.2725	10	6	0.008	X	X
CSP35	CSP36	TMSC 5/16x.310 E 0.350 CSP	2.480	0.1516	0.3125	0.310	0.2614	11	6	0.0087	X	X
CSP37	CSP38	TMSC 5/16x.310 E 0.375 CSP	2.480	0.1772	0.3125	0.310	0.2371	15	6	0.0093	X	X
CSP39	CSP40	TMSC 5/16x.310 E 0.400 CSP	2.480	0.3937	0.3125	0.310	0.1767	25	6	0.0099	X	X
CSP41	CSP42	TMSC 5/16x.310 E 0.450 CSP	2.480	0.1949	0.3125	0.310	0.2475	11	6	0.0112	X	X
CSP43	CSP44	TMSC 5/16x.310 E 0.500 CSP	2.480	0.3149	0.3125	0.310	0.2058	16	6	0.0124	X	X
CSP45	CSP46	TMSC 5/16x.310 E 0.550 CSP	2.480	0.2165	0.3125	0.310	0.2413	10	6	0.0137	X	X
CSP47	CSP48	TMSC 5/16x.310 E 0.625 CSP	2.480	0.2953	0.3125	0.310	0.2145	12	6	0.0156	X	X

Solid Carbide Thread Mills - Straight Flutes

On Request

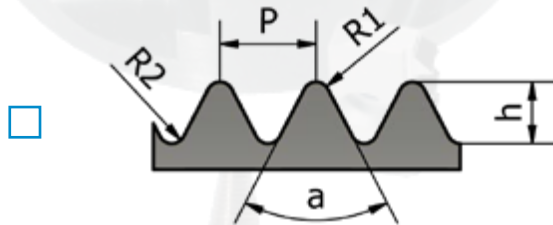


Weldon DIN 6535



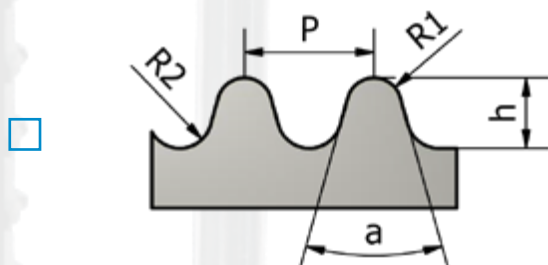
L (mm)
D (mm)
P (mm)
R1 (mm)
a =

L1 (mm)
D1 (mm)
h (mm)
R2 (mm)



L (mm)
D (mm)
P (mm)
R1 (mm)
a =

L1 (mm)
D1 (mm)
h (mm)
R2 (mm)

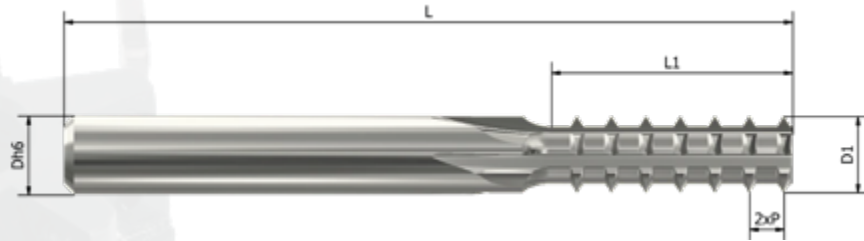


L (mm)
D (mm)
P (mm)
R1 (mm)
a =

L1 (mm)
D1 (mm)
h (mm)
R2 (mm)

Solid Carbide Thread Mills - Straight Flutes

On Request



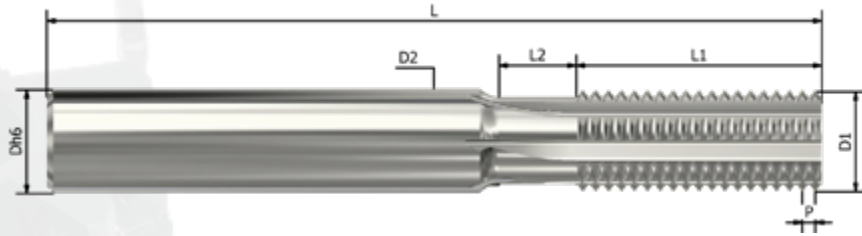
<input type="checkbox"/>		WCH Water Coolant Hole (WCH)		Weldon DIN 6535		HA	<input type="checkbox"/>
<input type="checkbox"/>		WCG Water Coolant Grooves (WCG)				HB	<input type="checkbox"/>
						HE	<input type="checkbox"/>

<input type="checkbox"/>		<p>L (mm)</p> <p>D (mm)</p> <p>P (mm)</p> <p>h (mm)</p> <p>R2 (mm)</p>	<p>L1 (mm)</p> <p>D1 (mm)</p> <p>Ph (mm)</p> <p>R1 (mm)</p> <p>$\alpha =$</p>
--------------------------	--	--	--

<input type="checkbox"/>		<p>L (mm)</p> <p>D (mm)</p> <p>P (mm)</p> <p>h (mm)</p> <p>R2 (mm)</p>	<p>L1 (mm)</p> <p>D1 (mm)</p> <p>Ph (mm)</p> <p>R1 (mm)</p> <p>$\alpha =$</p>
--------------------------	--	--	--

Solid Carbide Thread Mills - Straight Flutes

On Request



<input type="checkbox"/>		WCH Water Coolant Hole (WCH)		Weldon DIN 6535		HA	<input type="checkbox"/>
<input type="checkbox"/>		WCG Water Coolant Grooves (WCG)				HB	<input type="checkbox"/>
						HE	<input type="checkbox"/>

<input type="checkbox"/>		<p>L (mm)</p> <p>D (mm)</p> <p>P (mm)</p> <p>R1 (mm)</p> <p>$\alpha =$</p>	<p>L1 (mm)</p> <p>D1 (mm)</p> <p>h (mm)</p> <p>R2 (mm)</p>
<input type="checkbox"/>		<p>L (mm)</p> <p>D (mm)</p> <p>P (mm)</p> <p>R1 (mm)</p> <p>$\alpha =$</p>	<p>L1 (mm)</p> <p>D1 (mm)</p> <p>h (mm)</p> <p>R2 (mm)</p>

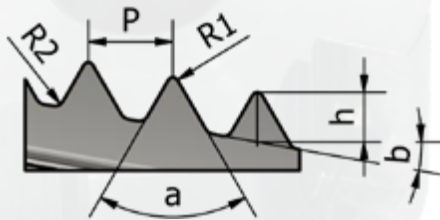
Solid Carbide Thread Mills - Straight Flutes

On Request



Weldon DIN 6535

	HA	<input type="checkbox"/>
	HB	<input type="checkbox"/>
	HE	<input type="checkbox"/>



L (mm)
D (mm)
P (mm)
R1 (mm)
 $\alpha =$


L1 (mm)
D1 (mm)
h (mm)
R2 (mm)
 $\beta =$

Solid Carbide Thread Mills - Helical Flutes

NORM

page

Universal thread mills



	UN	ISO	UNJ	MJ	NIHS	NPT	NPTF	NPSM	NPSF	BSW	BSP	BSPT	RD	PG	CSP	SP
I	✓	✓	✓	✓						✓	✓					0
E	✓	✓	✓	✓						✓	✓					

35-46

Thread mills for long length



I	0	✓	0	0						0	0					
E																

52

Thread mills for long length



I	✓	✓	0	0				0	0	0						
E																

47-48

Thread mills + 45°



I	✓	✓	0	0												
E																

49-50

Thread mills for drilling and milling



I	0	0	0	0												
E																

55

On request

51

0 On request ✓ Standard I Internal E External

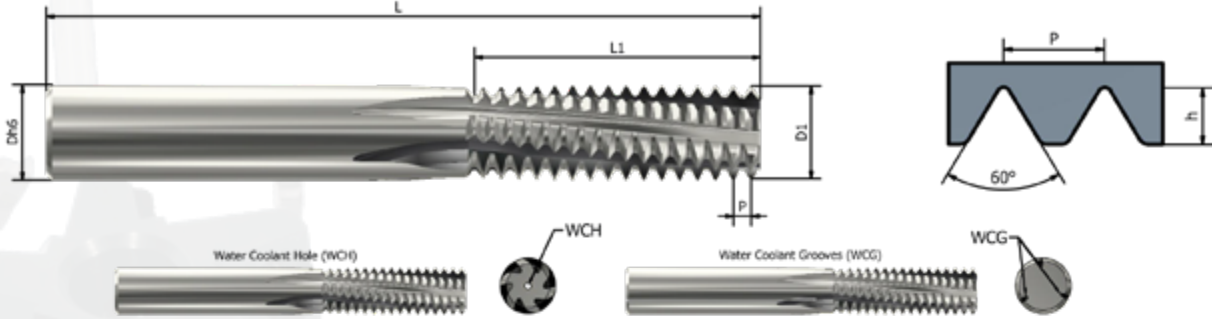
Balinit A - TiN Futura nano - TiALN ALNOVA TISINOS

K20C K27C K27L K27TS

P	Steel	✓✓	✓	✓✓	✓
M	Stainless steel	✓	✓	✓	✓
K	Cast iron	✓	✓✓	✓✓	
S	Alloyed material Nickel based > 30HRc, Inconel, Titanium	✓	✓✓	✓✓	✓✓
N	Aluminium - Brass -Copper - Non ferrous		✓✓	✓✓	✓✓
H	Hardened steel		✓	✓✓	✓✓

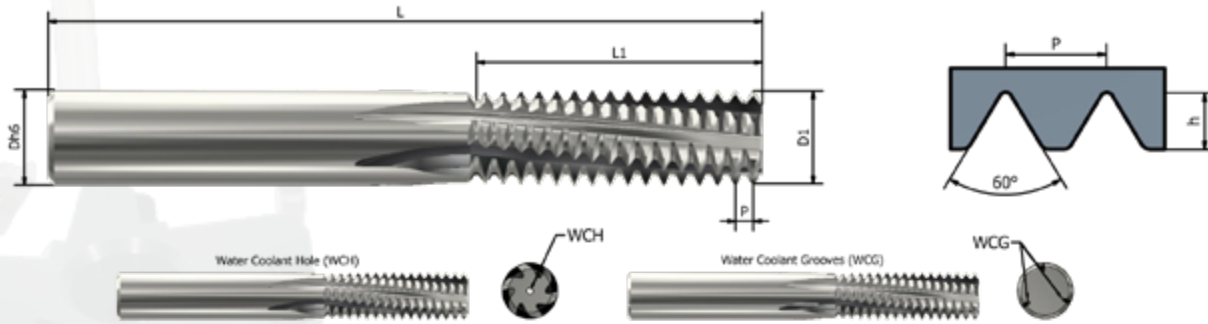
✓ Recommended coating ✓✓ Highly recommended coating

Solid Carbide Thread Mills - Helical Flutes



Unified National Standard				Internal		DIN ISO 5864, ANSI / ASME B1.7						
1.5 x Ø Helical flute												
UN, UNC, UNS, UNF, UNEF - Inch												
EDP Number	Norm	Reference	L	L1	D	D1	NF	Z	h	WCH	WCG	
K20C	K27C											
X8046	X8846	No. 2-64	TMHE 1/8x.060 N 64" UN	1.50	0.125	0.125	0.060	8	3	0.009	---	X
X8001	X8801	No. 2-56	TMHE 1/8x.060 N 56" UN	1.50	0.125	0.125	0.060	7	3	0.0105	---	X
X8047	X8847	No. 3-48	TMHE 1/8x.060 N 48" UN	1.50	0.146	0.125	0.060	7	3	0.0122	---	X
X8002	X8802	No. 4-40	TMHE 1/8x.080 N 40" UN	1.50	0.225	0.125	0.080	9	3	0.015	---	X
X8048	X8848	No. 5-44	TMHE 1/8x.085 N 44" UN	1.50	0.182	0.125	0.085	8	3	0.013	---	X
X8049	X8849	No. 8-36	TMHE 1/8x.120 N 36" UN	1.50	0.250	0.125	0.120	9	3	0.016	---	X
X8003	X8803	No. 6-32	TMHE 1/8x.095 N 32" UN	1.50	0.281	0.125	0.095	9	3	0.018	---	X
X8004	X8804	No. 8-32	TMHE 1/8x.120 N 32" UN	1.50	0.344	0.125	0.120	11	3	0.018	---	X
X8005	X8805	No. 10-32	TMHE 3/16x.146 N 32" UN	1.97	0.406	0.187	0.146	13	3	0.018	---	X
X8050	X8850	No. 12-28	TMHE 3/16x.140 N 28" UN	1.97	0.321	0.187	0.140	9	3	0.021	---	X
X8007	X8807	1/4"-28	TMHE 1/4x.200 N 28" UN	2.95	0.500	0.250	0.200	14	5	0.021	X	X
X8006	X8806	No. 10-24	TMHE 3/16x.136 N 24" UN	1.97	0.417	0.187	0.136	10	3	0.024	---	X
X8010	X8810	5/16"-24	TMHE 1/4x.248 N 24" UN	2.95	0.625	0.250	0.248	15	3	0.024	X	X
X8012	X8812	3/8"-24	TMHE 5/16x.310 N 24" UN	2.95	0.750	0.312	0.310	18	3	0.024	X	X
X8008	X8808	1/4"-20	TMHE 1/4x.187 N 20" UN	2.95	0.500	0.250	0.187	10	3	0.029	X	X
X8013	X8813	7/16"-20	TMHE 3/8x.360 N 20" UN	3.35	0.900	0.375	0.360	18	5	0.029	X	X
X8015	X8815	1/2"-20	TMHE 3/8x.370 N 20" UN	3.35	1.000	0.375	0.370	20	5	0.029	X	X
X8009	X8809	5/16"-18	TMHE 1/4x.238 N 18" UN	2.95	0.667	0.250	0.238	12	5	0.033	X	X
X8019	X8819	9/16"-18	TMHE 1/2x.420 N 18" UN	3.94	1.222	0.500	0.420	22	5	0.033	X	X
X8020	X8820	5/8"-18	TMHE 1/2x.470 N 18" UN	3.94	1.278	0.500	0.470	23	5	0.033	X	X
X8011	X8811	3/8"-16	TMHE 5/16x.290 N 16" UN	2.95	0.750	0.312	0.290	12	5	0.037	X	X
X8017	X8817	9/16"-16	TMHE 1/2x.420 N 16" UN	3.94	1.125	0.500	0.420	18	5	0.037	X	X
X8023	X8823	3/4"-16	TMHE 1/2x.490 N 16" UN	3.94	1.500	0.500	0.490	24	5	0.0367	X	X
X8014	X8814	7/16"-14	TMHE 3/8x.340 N 14" UN	3.35	0.929	0.375	0.340	13	5	0.0419	X	X
X8016	X8816	1/2"-13	TMHE 3/8x.360 N 13" UN	3.35	1.000	0.375	0.360	13	5	0.0451	X	X
X8018	X8818	3/4"-12	TMHE 1/2x.470 N 12" UN	3.94	1.500	0.500	0.470	18	5	0.0489	X	X
X8021	X8821	5/8"-11	TMHE 1/2x.470 N 11" UN	3.94	1.273	0.500	0.470	14	5	0.0534	X	X
X8022	X8822	3/4"-10	TMHE 1/2x.490 N 10" UN	3.94	1.500	0.500	0.490	15	5	0.0587	X	X
X8024	X8824	7/8"-9	TMHE 5/8x.620 N 9" UN	4.50	1.778	0.625	0.620	16	6	0.0652	X	X

Solid Carbide Thread Mills - Helical Flutes



Unified National Standard

1.5 x Ø Helical flute

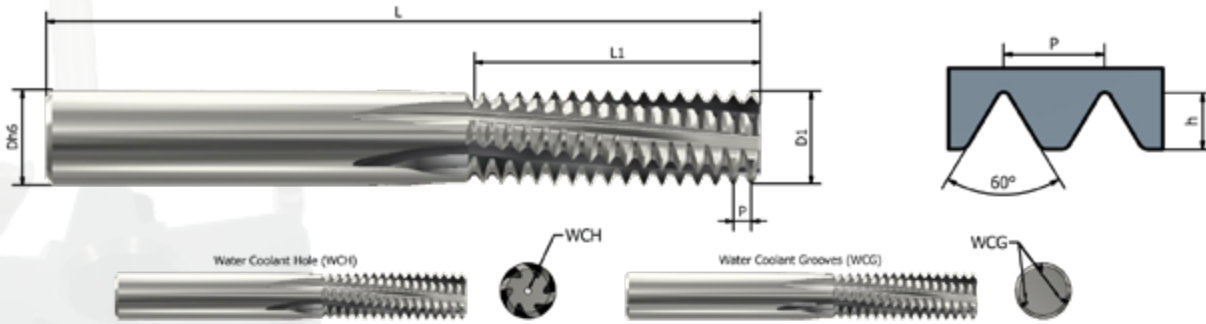
Internal

DIN ISO 5864, ANSI / ASME B1.7

UN, UNC, UNS, UNF, UNEF - Inch

EDP Number		Norm	Reference	L	L1	D	D1	NF	Z	h	WCH	WCG
K20C	K27C											
X8025	X8825	1"-8	TMHE 3/4x.740 N 8" UN	4.50	2.000	0.750	0.740	16	6	0.0734	X	X
X8026	X8826	1 1/8"-7	TMHE 3/4x.745 N 7" UN	4.50	2.286	0.750	0.745	16	6	0.0839	X	X
X8036	X8836	1 3/8"-6	TMHE 3/4x.745 N 6" UN	4.50	1.500	0.750	0.745	9	6	0.0979	X	X
X8037	X8837	1 3/4"-5	TMHE 3/4x.745 N 5" UN	4.50	1.400	0.750	0.745	7	6	0.1174	X	X
X8038	X8838	2"-4.5	TMHE 3/4x.745 N 4.5" UN	4.50	1.556	0.750	0.745	7	6	0.1305	X	X

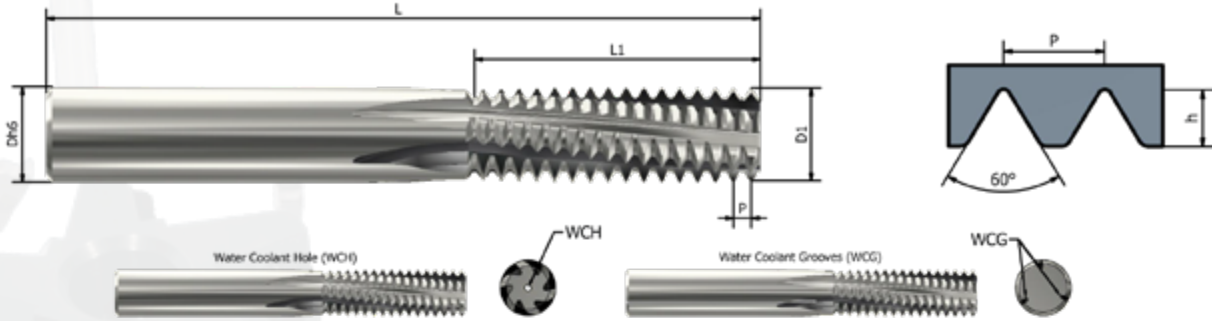
Solid Carbide Thread Mills - Helical Flutes



Unified National Standard												
1.5 x Ø Helical flute		Internal				DIN ISO, ANSI / ASME B1.7						
UN, UNC, UNS, UNF, UNEF - Inch												
EDP Number		Norm	Reference	L	L1	D	D1	NF	Z	h	WCH	WCG
K20C	K27C											
X8040	X8840	3/8"-32	TMHE 1/4x.240 N 32" UN	2.24	0.562	0.250	0.240	18	5	0.0183	X	X
X8041	X8841	7/16"-28	TMHE 5/16x.310 N 28" UN	2.48	0.785	0.312	0.310	22	5	0.0210	X	X
X8015	X8815	9/16"-20	TMHE 3/8x.370 N 20" UN	3.34	1.000	0.375	0.370	18	5	0.0294	X	X
X8042	X8842	9/16"-18	TMHE 3/8x.370 N 18" UN	2.83	0.944	0.375	0.370	17	5	0.0326	X	X
X8043	X8843	11/16"-16	TMHE 1/2x.470 N 16" UN	3.27	1.125	0.500	0.470	18	5	0.0367	X	X
X8018	X8818	3/4"-12	TMHE 1/2x.470 N 12" UN	3.94	1.500	0.500	0.470	18	5	0.0489	X	X

Unified National Standard												
1.5 x Ø Helical flute		External				DIN ISO, ANSI / ASME B1.7						
UN, UNC, UNS, UNF, UNEF - Inch												
EDP Number		Norm	Reference	L	L1	D	D1	NF	Z	h	WCH	WCG
K20C	K27C											
79200	79820	All 32" UN	TMHE 1/4x.240 E 32" UN	2.24	0.562	0.250	0.240	18	5	0.0203	X	X
79201	79801	All 28" UN	TMHE 5/16x.310 E 28" UN	2.48	0.785	0.312	0.310	22	5	0.0232	X	X
79202	79802	All 20" UN	TMHE 3/8x.370 E 20" UN	2.83	0.900	0.375	0.370	18	5	0.0325	X	X
79203	79803	All 18" UN	TMHE 3/8x.370 E 18" UN	2.83	0.944	0.375	0.370	17	5	0.0361	X	X
79204	79804	All 16" UN	TMHE 1/2x.470 E 16" UN	3.27	1.125	0.500	0.470	18	5	0.0406	X	X
79205	79805	All 12" UN	TMHE 1/2x.470 E 12" UN	3.27	1.167	0.500	0.470	14	5	0.0541	X	X
79206	79806	All 8" UN	TMHE 5/8x.620 E 8" UN	3.62	1.500	0.625	0.620	12	6	0.0812	X	X
79207	79807	All 6" UN	TMHE 3/4x.745 E 6" UN	4.10	1.500	0.750	0.745	9	6	0.1083	X	X

Solid Carbide Thread Mills - Helical Flutes



Unified National Standard

2 x Ø Helical flute

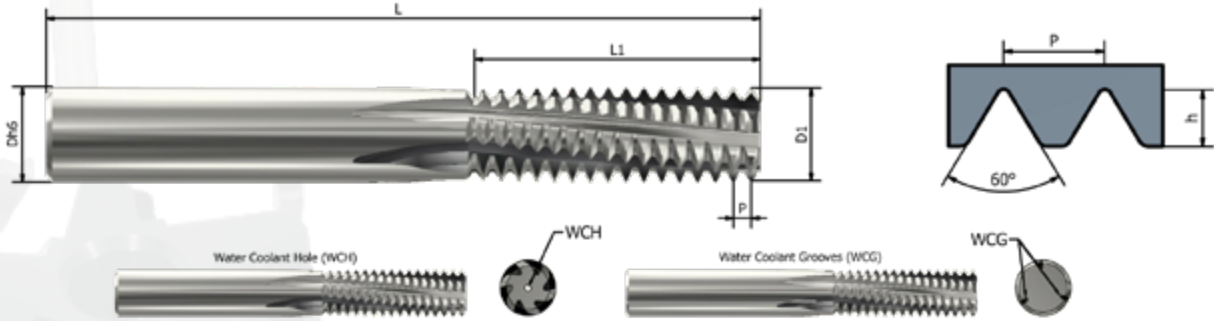
Internal

DIN ISO 5864, ANSI / ASME B1.7

UN, UNC, UNS, UNF, UNEF - Inch

EDP Number		Norm	Reference	L	L1	D	D1	NF	Z	h	WCH	WCG
K20C	K27C											
80000	85000	No. 2-56	TMHE 1/8x.060 N 56" UN 2	1.50	0.179	0.125	0.060	10	3	0.105	---	X
80001	85001	No. 3-48	TMHE 1/8x.060 N 48" UN 2	1.50	0.208	0.125	0.060	10	3	0.012	---	X
80002	85002	No. 4-40	TMHE 1/8x.080 N 40" UN 2	1.50	0.225	0.125	0.080	9	3	0.015	---	X
80003	85003	No. 5-44	TMHE 1/8x.085 N 44" UN 2	1.50	0.250	0.125	0.085	11	3	0.0133	---	X
80004	85004	No. 6-40	TMHE 1/8x.095 N 40" UN 2	1.50	0.300	0.125	0.095	12	3	0.0147	---	X
80005	85005	No. 6-32	TMHE 1/8x.095 N 32" UN 2	1.50	0.281	0.125	0.095	9	3	0.018	---	X
80006	85006	No. 8-36	TMHE 3/16x.120 N 36" UN 2	1.65	0.333	0.187	0.120	12	3	0.016	---	X
80007	85007	No. 8-32	TMHE 3/16x.120 N 32" UN 2	1.65	0.344	0.187	0.120	11	3	0.018	---	X
80008	85008	No. 10-32	TMHE 3/16x.136 N 32" UN 2	1.85	0.437	0.187	0.136	14	3	0.018	---	X
80009	85009	No. 10-24	TMHE 3/16x.136 N 24" UN 2	1.85	0.417	0.187	0.136	10	3	0.024	---	X
80010	85010	No. 12-28	TMHE 1/4x.160 N 28" UN 2	1.85	0.464	0.250	0.160	13	3	0.021	---	X
80011	85011	No. 12-24	TMHE 1/4x.160 N 24" UN 2	2.25	0.458	0.250	0.160	11	3	0.024	---	X
80012	85012	1/4"-20	TMHE 1/4x.187 N 20" UN 2	2.44	0.500	0.250	0.187	10	3	0.029	X	X
80013	85013	5/16"-18	TMHE 1/4x.238 N 18" UN 2	2.44	0.667	0.250	0.238	12	5	0.033	X	X
80014	85014	3/8"-16	TMHE 5/16x.290 N 16" UN 2	2.48	0.750	0.312	0.290	12	5	0.037	X	X
80015	85015	7/16"-14	TMHE 3/8x.340 N 14" UN 2	2.83	0.929	0.375	0.340	13	5	0.042	X	X
80016	85016	1/2"-13	TMHE 3/8x.370 N 13" UN 2	2.35	1.000	0.375	0.370	13	5	0.045	X	X
80017	85017	9/16"-12	TMHE 1/2x.420 N 12" UN 2	3.27	1.167	0.500	0.420	14	5	0.049	X	X
80018	85018	5/8"-11	TMHE 1/2x.470 N 11" UN 2	3.74	1.273	0.500	0.470	14	5	0.053	X	X
80019	85019	3/4"-10	TMHE 5/8x.490 N 10" UN 2	3.62	1.500	0.625	0.490	15	6	0.059	X	X
80020	85020	7/8"-9	TMHE 5/8x.620 N 9" UN 2	4.53	1.778	0.625	0.620	16	6	0.065	X	X
80021	85021	1"-8	TMHE 3/4x.740 N 8" UN 2	4.53	2.000	0.750	0.740	16	6	0.073	X	X
80022	85022	1 1/8" 1 1/4"-7	TMHE 3/4x.745 N 7" UN 2	5.10	2.285	0.750	0.745	16	6	0.084	X	X

Solid Carbide Thread Mills - Helical Flutes



ISO 60° Metric

1.5 x Ø Helical flute

Internal

DIN 13, DIN 68, DIN ISO 965-1, NF ISO 965-1

ISO - Metric

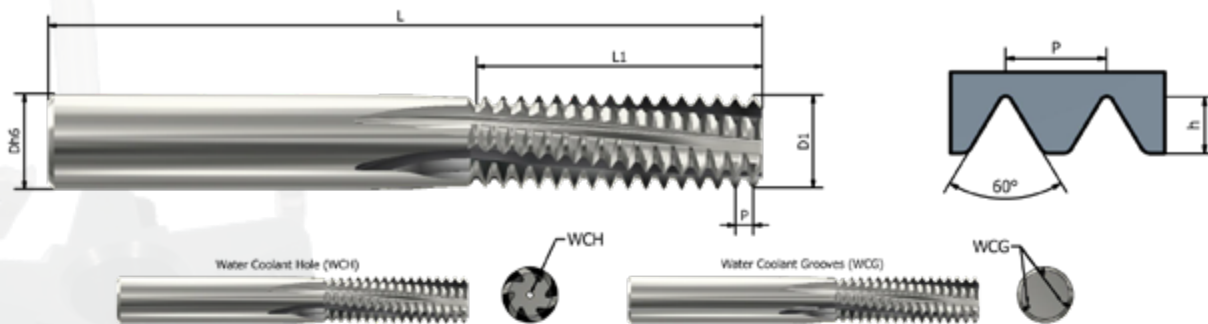
EDP Number		Norm	Reference	L	L1	D	D1	NF	Z	h	WCH	WCG
K20C	K27C											
X8101	X8201	M2	TMHE 1/8x.050 N 0.40 ISO	1.50	0.126	0.125	0.050	8	3	0.009	----	X
X8102	X8202	M2.5	TMHE 1/8x.060 N 0.45 ISO	1.50	0.142	0.125	0.060	8	3	0.0104	----	X
X8103	X8203	M3	TMHE 1/8x.085 N 0.50 ISO	1.50	0.177	0.125	0.085	9	3	0.0116	----	X
X8104	X8204	M3.5	TMHE 1/8x.105 N 0.60 ISO	1.50	0.213	0.125	0.105	9	3	0.014	----	X
X8105	X8205	M4	TMHE 1/8x.105 N 0.70 ISO	1.50	0.248	0.125	0.105	9	3	0.016	----	X
X8106	X8206	M4.5	TMHE 1/8x.120 N 0.75 ISO	1.65	0.266	0.125	0.120	9	3	0.017	----	X
X8107	X8207	M5	TMHE 3/16x.145 N 0.80 ISO	1.65	0.315	0.187	0.145	10	3	0.019	----	X
X8108	X8208	M6	TMHE 3/16x.160 N 1.00 ISO	2.24	0.354	0.187	0.160	9	3	0.023	----	X
X8109	X8209	M8	TMHE 1/4x.200 N 1.25 ISO	2.24	0.492	0.250	0.200	10	3	0.029	X	X
X8110	X8210	M10	TMHE 1/4x.240 N 1.50 ISO	2.24	0.591	0.250	0.240	10	5	0.035	X	X
X8111	X8211	M12	TMHE 5/16x.310 N 1.75 ISO	2.48	0.758	0.312	0.310	11	5	0.040	X	X
X7000	X7500	M14	TMHE 3/8x.370 N 2.00 ISO	2.83	0.945	0.375	0.370	12	5	0.046	X	X
X8112	X8212	M16	TMHE 1/2x.470 N 2.00 ISO	3.27	1.181	0.500	0.470	15	5	0.046	X	X
X8113	X8213	M20	TMHE 1/2x.470 N 2.50 ISO	3.27	1.181	0.500	0.470	12	5	0.058	X	X
X8114	X8214	M24	TMHE 5/8x.620 N 3.00 ISO	4.33	1.417	0.625	0.620	12	6	0.069	X	X
X8115	X8215	M30	TMHE 5/8x.620 N 3.50 ISO	4.33	1.516	0.625	0.620	11	6	0.081	X	X
X8116	X8216	M36	TMHE 5/8x.620 N 4.00 ISO	4.33	1.575	0.625	0.620	10	6	0.092	X	X
X8117	X8217	M48	TMHE 3/4x.745 N 5.00 ISO	4.33	1.575	0.750	0.745	8	6	0.116	X	X
X8118	X8218	M64	TMHE 3/4x.745 N 6.00 ISO	4.33	1.417	0.750	0.745	6	6	0.139	X	X

MF Internal fine pitch

Internal

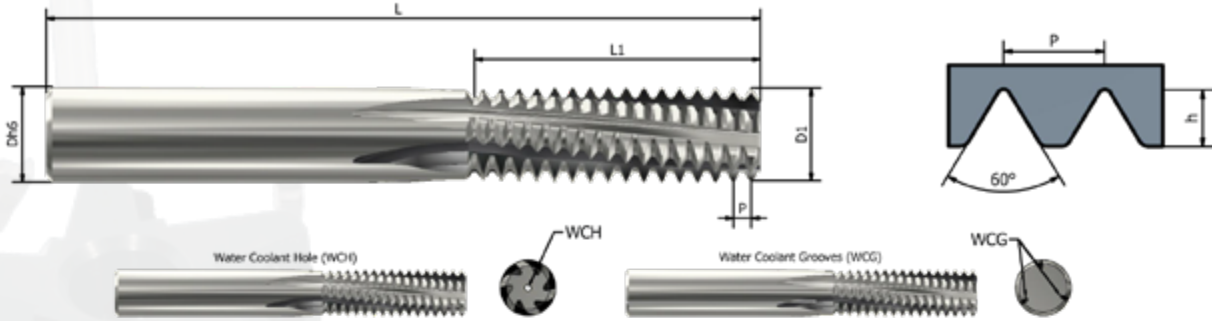
X8119	X8219	M10	TMHE 1/4x.240 N 0.50 ISO	2.24	0.591	0.250	0.240	30	5	0.0116	X	X
X8120	X8220	M10	TMHE 1/4x.240 N 0.75 ISO	2.24	0.591	0.250	0.240	20	5	0.0173	X	X
X8121	X8221	M12	TMHE 5/16x.310 N 0.50 ISO	2.48	0.591	0.312	0.310	30	5	0.0116	X	X
X8122	X8222	M12	TMHE 5/16x.310 N 1.00 ISO	2.48	0.787	0.312	0.310	20	5	0.0231	X	X
X7001	X7501	M14	TMHE 3/8x.370 N 1.50 ISO	2.83	0.945	0.375	0.370	16	5	0.0347	X	X
X8123	X8223	M16	TMHE 3/8x.370 N 1.50 ISO	2.83	0.945	0.375	0.370	16	5	0.0347	X	X
X8124	X8224	M18	TMHE 1/2x.470 N 1.50 ISO	3.27	1.181	0.500	0.470	20	5	0.0347	X	X
X8125	X8225	M20	TMHE 1/2x.470 N 2.00 ISO	3.27	1.181	0.500	0.470	15	5	0.0462	X	X

Solid Carbide Thread Mills - Helical Flutes



MF Internal fine pitch			Internal										
ISO 60° Metric													
1.5 x Ø Helical flute			Internal										
ISO - Metric													
EDP Number		Norm	Reference	L	L1	D	D1	NF	Z	h	WCH	WCG	
K20C	K27C												
X8126	X8226	M24	TMHE 5/8x.620 N 2.00 ISO	3.62	1.417	0.625	0.620	18	6	0.0462	X	X	
X8127	X8227	M36	TMHE 5/8x.620 N 2.00 ISO	3.62	1.575	0.625	0.620	20	6	0.0462	X	X	
X7002	X7502	M48	TMHE 5/8x.620 N 2.00 ISO	3.62	1.575	0.625	0.620	20	6	0.0462	X	X	
X8128	X8228	M64	TMHE 3/4x.745 N 3.00 ISO	4.10	1.535	0.750	0.745	13	6	0.0693	X	X	

Solid Carbide Thread Mills - Helical Flutes



ISO 60° Metric

1.5 x Ø Helical flute

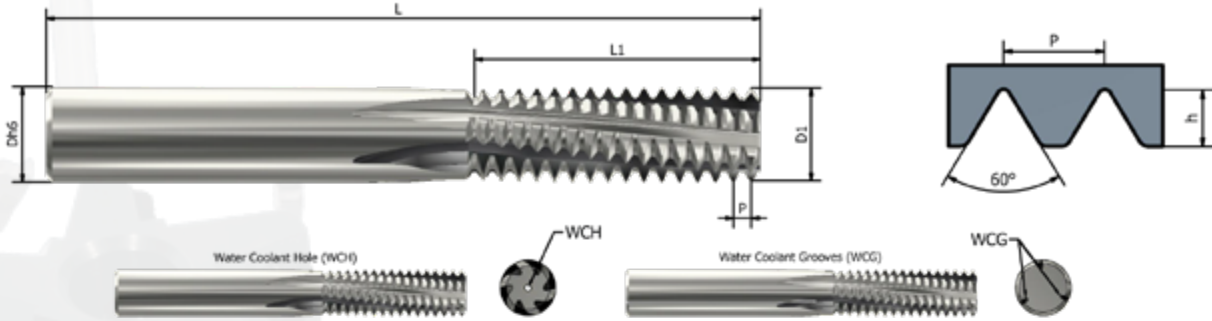
External

DIN 13, DIN 68, DIN ISO 965-1, NF ISO 965-1

ISO - Metric

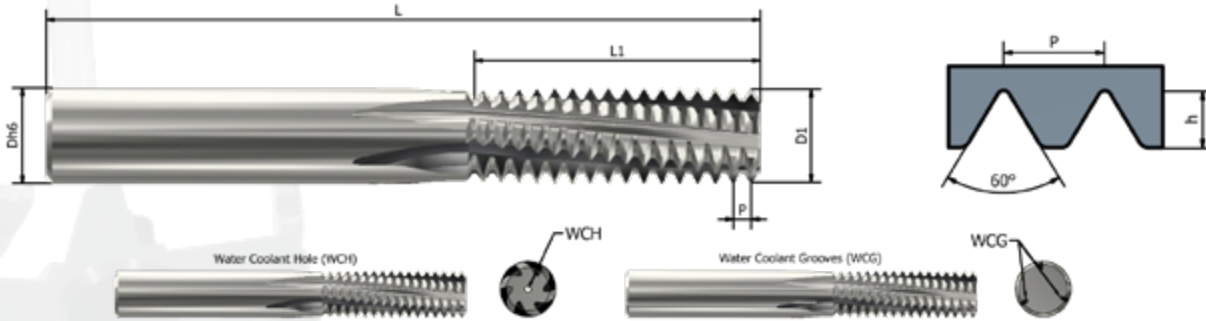
EDP Number		Norm	Reference	L	L1	D	D1	NF	Z	h	WCH	WCG
K20C	K27C											
X8300	X8400	M3	TMHE 1/4x.240 E 0.50 ISO	2.24	0.591	0.250	0.240	30	5	0.0124	X	X
X8301	X8401	M3	TMHE 5/16x.310 E 0.50 ISO	2.48	0.787	0.312	0.310	40	5	0.0124	X	X
X8302	X8402	M4	TMHE 5/16x.310 E 0.70 ISO	2.48	0.772	0.312	0.310	28	5	0.017	X	X
X8303	X8403	M4.5	TMHE 5/16x.310 E 0.75 ISO	2.48	0.768	0.312	0.310	26	5	0.019	X	X
X8304	X8404	M5	TMHE 5/16x.310 E 0.80 ISO	2.48	0.787	0.312	0.310	25	5	0.020	X	X
X8305	X8405	M6	TMHE 3/8x.370 E 1.00 ISO	2.83	0.945	0.375	0.370	24	5	0.025	X	X
X8306	X8406	M8	TMHE 3/8x.370 E 1.25 ISO	2.83	0.984	0.375	0.370	20	5	0.031	X	X
X8307	X8407	M10	TMHE 1/2x.470 E 1.50 ISO	3.27	1.181	0.500	0.470	20	5	0.037	X	X
X8308	X8408	M12	TMHE 1/2x.470 E 1.75 ISO	3.27	1.171	0.500	0.470	17	5	0.044	X	X
X8309	X8409	M14	TMHE 1/2x.470 E 2.00 ISO	3.27	1.181	0.500	0.470	15	5	0.050	X	X
X7003	X7503	M16	TMHE 5/8x.620 E 2.00 ISO	3.62	1.260	0.625	0.620	16	6	0.050	X	X
X7004	X7504	M20	TMHE 5/8x.620 E 2.50 ISO	3.62	1.181	0.625	0.620	12	6	0.062	X	X
X8310	X8410	M24	TMHE 5/8x.620 E 3.00 ISO	4.33	1.417	0.625	0.620	12	6	0.075	X	X
X7005	X7505	M30	TMHE 5/8x.620 E 3.50 ISO	4.33	1.515	0.625	0.620	11	6	0.087	X	X
X8311	X8411	M36	TMHE 5/8x.620 E 4.00 ISO	4.33	1.575	0.625	0.620	10	6	0.100	X	X
X7006	X7506	M48	TMHE 3/4x.745 E 5.00 ISO	4.33	1.575	0.750	0.745	8	6	0.125	X	X
X8312	X8412	M64	TMHE 3/4x.745 E 6.00 ISO	4.33	1.417	0.750	0.745	6	6	0.149	X	X

Solid Carbide Thread Mills - Helical Flutes



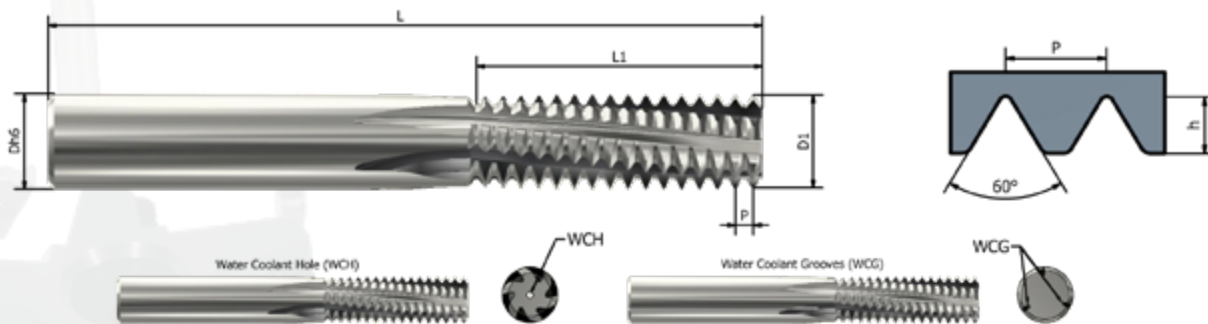
ISO 60° Metric		2 x Ø Helical Flute		Internal		DIN 13, DIN 68, DIN ISO 965-1, NF ISO 965-1						
ISO - Metric		Norm	Reference	L	L1	D	D1	NF	Z	h	WCH	WCG
EDP Number	K20C											
X8501	X8601	M2	TMHE 1/8x.060 N 0.40 ISO 2	1.50	0.157	0.125	0.060	10	3	0.009	----	X
X8502	X8602	M2.5	TMHE 1/8x.070 N 0.45 ISO 2	1.50	0.213	0.125	0.070	12	3	0.0104	----	X
X8503	X8603	M3	TMHE 1/8x.085 N 0.50 ISO 2	1.50	0.236	0.125	0.085	12	3	0.0116	----	X
X8504	X8604	M3.5	TMHE 1/8x.100 N 0.60 ISO 2	1.50	0.283	0.125	0.100	12	3	0.014	----	X
X8505	X8605	M4	TMHE 1/8x.120 N 0.70 ISO 2	1.50	0.331	0.125	0.120	12	3	0.016	----	X
X8506	X8606	M4.5	TMHE 3/16x.130 N 0.75 ISO 2	1.65	0.354	0.187	0.130	12	3	0.017	----	X
X8507	X8607	M5	TMHE 3/16x.150 N 0.80 ISO 2	1.65	0.410	0.187	0.150	13	3	0.019	----	X
X8508	X8608	M6	TMHE 1/4x.185 N 1.00 ISO 2	2.24	0.472	0.250	0.185	12	3	0.023	X	X
X8509	X8609	M8	TMHE 1/4x.240 N 1.25 ISO 2	2.44	0.640	0.250	0.240	13	5	0.029	X	X
X8510	X8610	M10	TMHE 5/16x.310 N 1.50 ISO 2	2.91	0.827	0.312	0.310	14	5	0.035	X	X
X8511	X8611	M12	TMHE 3/8x.340 N 1.75 ISO 2	2.83	0.965	0.375	0.340	14	5	0.040	X	X
X8512	X8612	M14	TMHE 3/8x.370 N 2.00 ISO 2	3.39	1.102	0.375	0.370	14	5	0.046	X	X
X8513	X8613	M16	TMHE 1/2x.470 N 2.00 ISO 2	3.74	1.260	0.500	0.470	16	5	0.046	X	X
X8514	X8614	M20	TMHE 5/8x.590 N 2.50 ISO 2	4.33	1.575	0.625	0.590	16	6	0.058	X	X
X8515	X8615	M24	TMHE 5/8x.620 N 3.00 ISO 2	4.72	1.890	0.625	0.620	16	6	0.069	X	X
X8516	X8616	M30	TMHE 3/4x.745 N 3.50 ISO 2	5.12	2.480	0.750	0.745	18	6	0.081	X	X

Solid Carbide Thread Mills - Helical Flutes



Aerospace thread												
1.5 x Ø Helical flute		Internal		DIN ISO 3161 UNJ, UNJC, UNJF, UNJEF								
UNJ, UNJC, UNJF, UNJEF - Inch												
EDP Number		Norm	Reference	L	L1	D	D1	NF	Z	h	WCH	WCG
K20C	K27C											
80059	85059	No. 5	TMHE 1/8x.085 N 44" UNJ	1.50	0.182	0.125	0.085	8	3	0.012	----	X
80060	85060	No. 4 - No. 6	TMHE 1/8x.060 N 40" UNJ	1.50	0.175	0.125	0.060	7	3	0.013	----	X
80061	85061	No. 8	TMHE 1/8x.120 N 36" UNJ	1.50	0.278	0.187	0.120	10	3	0.015	----	X
80062	85062	No. 6 - 1/4"	TMHE 1/8x.105 N 32" UNJ	1.50	0.281	0.125	0.105	9	3	0.0163	----	X
80063	85063	5/16" - 3/8"	TMHE 1/4x.240 N 32" UNJ	2.24	0.594	0.250	0.240	19	5	0.0163	X	X
80064	85064	No. 12 - 1/4"	TMHE 1/4x.165 N 28" UNJ	2.24	0.393	0.250	0.165	11	3	0.019	----	X
80065	85065	7/16" - 1/2"	TMHE 5/16x.310 N 28" UNJ	2.48	0.714	0.312	0.310	20	5	0.019	X	X
80066	85066	No. 10 - No. 12	TMHE 3/16x.120 N 24" UNJ	1.65	0.333	0.187	0.120	8	3	0.022	----	X
80067	85067	5/16" - 3/8"	TMHE 1/4x.240 N 24" UNJ	2.24	0.583	0.250	0.240	14	5	0.022	X	X
80068	85068	9/16" - 11/16"	TMHE 3/8x.370 N 24" UNJ	2.83	1.042	0.375	0.370	25	5	0.022	X	X
80069	85069	1/4"	TMHE 1/4x.165 N 20" UNJ	2.24	0.350	0.250	0.165	7	3	0.026	----	X
80070	85070	7/16" - 1/2"	TMHE 5/16x.310 N 20" UNJ	2.48	0.750	0.312	0.310	15	5	0.026	X	X
80071	85071	3/4" - 1"	TMHE 5/8x.620 N 20" UNJ	3.62	1.500	0.625	0.620	30	6	0.026	X	X
80072	85072	5/16"	TMHE 1/4x.240 N 18" UNJ	2.24	0.500	0.250	0.240	9	5	0.029	X	X
80073	85073	9/16" - 5/8"	TMHE 3/8x.370 N 18" UNJ	2.83	0.944	0.375	0.370	17	5	0.029	X	X
80074	85074	1 1/16" - 1 11/16"	TMHE 3/4x.745 N 18" UNJ	4.09	1.556	0.750	0.745	28	6	0.029	X	X
80075	85075	3/8" - 7/16"	TMHE 1/4x.240 N 16" UNJ	2.24	0.625	0.250	0.240	10	5	0.033	X	X
80076	85076	1/2" - 9/16"	TMHE 5/16x.310 N 16" UNJ	2.48	0.813	0.312	0.310	13	5	0.033	X	X
80077	85077	5/8" - 13/16"	TMHE 1/2x.470 N 16" UNJ	3.27	1.187	0.500	0.470	19	5	0.033	X	X
80078	85078	7/8" - 1"	TMHE 5/8x.620 N 16" UNJ	3.62	1.500	0.625	0.620	24	6	0.033	X	X
80079	85079	1 1/16" - 2 1/2"	TMHE 3/4x.745 N 16" UNJ	4.09	1.563	0.750	0.745	25	6	0.033	X	X
80080	85080	7/16"	TMHE 5/16x.310 N 14" UNJ	2.48	0.714	0.312	0.310	10	5	0.037	X	X
80080	85081	7/8"	TMHE 5/8x.620 N 14" UNJ	3.62	1.357	0.625	0.620	19	6	0.037	X	X
80082	85082	1/2"	TMHE 5/16x.310 N 13" UNJ	2.48	0.769	0.312	0.310	10	5	0.04	X	X
80083	85083	9/16"	TMHE 3/8x.370 N 12" UNJ	2.83	0.917	0.375	0.370	11	5	0.0436	X	X
80084	85084	5/8" - 13/16"	TMHE 1/2x.470 N 12" UNJ	3.27	1.167	0.500	0.470	14	5	0.0436	X	X
80085	85085	7/8" - 1"	TMHE 5/8x.620 N 12" UNJ	3.62	1.500	0.625	0.620	18	6	0.0436	X	X
80086	85086	1 1/16" - 2 1/2"	TMHE 3/4x.745 N 12" UNJ	4.09	1.583	0.750	0.745	19	6	0.0436	X	X
80087	85087	5/8"	TMHE 1/2x.470 N 11" UNJ	3.27	1.000	0.500	0.470	11	5	0.0476	X	X
80088	85088	3/4"	TMHE 1/2x.470 N 10" UNJ	3.27	1.200	0.500	0.470	12	5	0.0523	X	X

Solid Carbide Thread Mills - Helical Flutes



Aerospace thread Inch

1.5 x Ø Helical flute

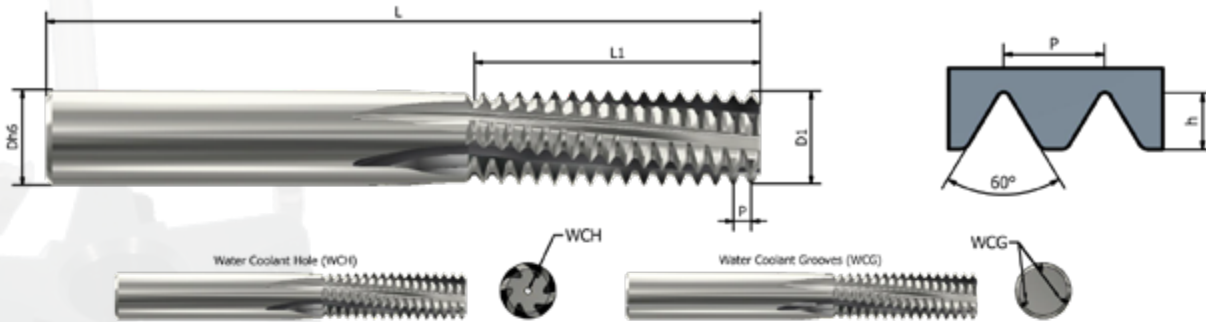
External

DIN ISO 3161, UNJ, UNJC, UNJF, UNJEF

UNJ, UNJC, UNJF, UNJEF

EDP Number		Norm	Reference	L	L1	D	D1	NF	Z	h	WCH	WCG
K20C	K27C											
80089	85089	All No. 5	TMHE 1/4x.240 E 44" UNJ	2.24	0.591	0.250	0.240	26	5	0.0135	X	X
80090	85090	All No. 4 - No. 6	TMHE 1/4x.240 E 40" UNJ	2.24	0.575	0.250	0.240	23	5	0.0148	X	X
80091	85091	All No. 8	TMHE 5/16x.310 E 36" UNJ	2.48	0.778	0.312	0.310	28	5	0.0165	X	X
80092	85092	All 32"	TMHE 1/4x.240 E 32" UNJ	2.24	0.531	0.250	0.240	17	5	0.0185	X	X
80093	85093	All No. 6 - 1/4"	TMHE 5/16x.310 E 32" UNJ	2.48	0.781	0.312	0.310	25	5	0.0185	X	X
80094	85094	All 5/16" - 3/8"	TMHE 3/8x.370 E 32" UNJ	2.83	0.937	0.375	0.370	30	5	0.0185	X	X
80095	85095	All No. 12 - 1/2"	TMHE 3/8x.370 E 28" UNJ	2.83	0.893	0.375	0.370	25	5	0.0212	X	X
80096	85096	All No. 10-No. 12	TMHE 5/16x.310 E 24" UNJ	2.48	0.750	0.312	0.310	18	5	0.0247	X	X
80097	85097	All 24"	TMHE 3/8x.370 E 24" UNJ	2.83	0.958	0.375	0.370	23	5	0.0247	X	X
80098	85098	All 5/16" - 11/16"	TMHE 1/2x.470 E 24" UNJ	3.27	1.167	0.500	0.470	28	5	0.0247	X	X
80099	85099	All 1/4"	TMHE 3/8x.370 E 20" UNJ	2.83	0.950	0.375	0.370	19	5	0.0296	X	X
80100	85100	All 7/16" - 1/2"	TMHE 1/2x.470 E 20" UNJ	3.27	1.150	0.500	0.470	23	5	0.0296	X	X
80101	85101	All 3/4" - 1"	TMHE 5/8x.620 E 20" UNJ	3.62	1.550	0.625	0.620	31	6	0.0296	X	X
80102	85102	All 18"	TMHE 5/16x.310 E 18" UNJ	2.48	0.778	0.312	0.310	14	5	0.0329	X	X
80103	85103	All 5/16" - 5/8"	TMHE 1/2x.470 E 18" UNJ	3.27	1.167	0.500	0.470	21	5	0.0329	X	X
80104	85104	All 1 1/16"-1 11/16"	TMHE 5/8x.620 E 18" UNJ	3.62	1.556	0.625	0.620	28	6	0.0329	X	X
80105	85105	All 16"	TMHE 5/16x.310 E 16" UNJ	2.48	1.000	0.312	0.310	16	5	0.0370	X	X
80106	85106	All 3/8" - 9/16"	TMHE 1/2x.470 E 16" UNJ	3.27	1.125	0.500	0.470	18	5	0.0370	X	X
80107	85107	All 5/8" - 1"	TMHE 5/8x.620 E 16" UNJ	3.62	1.437	0.625	0.620	23	6	0.0370	X	X
80108	85108	All 1 1/16"-2 1/2"	TMHE 3/4x.745 E 16" UNJ	4.09	1.563	0.750	0.745	25	6	0.0370	X	X
80109	85109	All 7/16" - 7/8"	TMHE 1/2x.470 E 14" UNJ	3.27	1.143	0.500	0.470	16	5	0.0423	X	X
80110	85110	All 1/2"	TMHE 1/2x.470 E 13" UNJ	3.27	1.154	0.500	0.470	15	5	0.0456	X	X
80111	85111	All 9/16" - 1"	TMHE 1/2x.470 E 12" UNJ	3.27	1.167	0.500	0.470	14	5	0.0494	X	X
80112	85112	All 1 1/16"-2 1/2"	TMHE 3/4x.745 E 12" UNJ	4.09	1.583	0.750	0.745	19	6	0.0494	X	X
80113	85113	All 5/8"	TMHE 1/2x.470 E 11" UNJ	3.27	1.091	0.500	0.470	12	5	0.0539	X	X
80114	85114	All 3/4"	TMHE 1/2x.470 E 10" UNJ	3.27	1.200	0.500	0.470	12	5	0.0593	X	X

Solid Carbide Thread Mills - Helical Flutes



Aerospace thread Metric MJ

1.5 x Ø Helical flute

Internal

DIN ISO 5855-1

MJ ISO - Metric

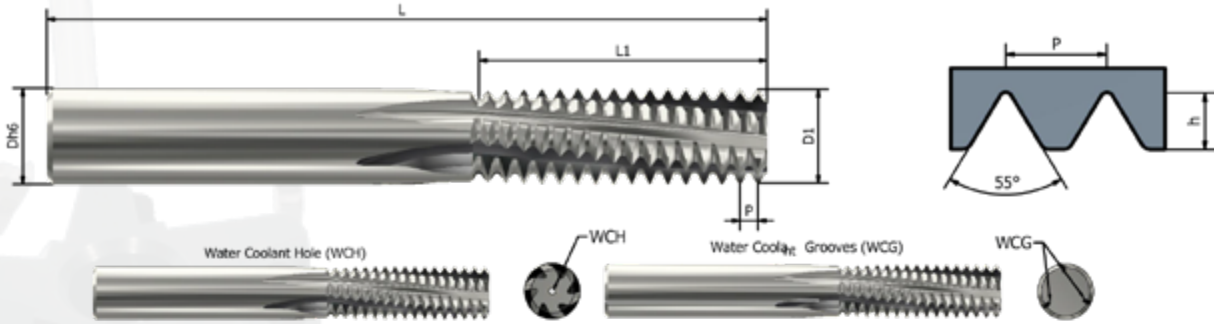
EDP Number		Norm	Reference	L	L1	D	D1	NF	Z	h	WCH	WCG
K20C	K27C											
80116	85116	MJ 2	TMHE 1/8x.050 N 0.40 MJ	1.50	0.126	0.125	0.050	8	3	0.008	----	X
80117	85117	MJ 2.5	TMHE 1/8x.060 N 0.45 MJ	1.50	0.142	0.125	0.060	8	3	0.0093	----	X
80118	85118	MJ 3	TMHE 1/8x.085 N 0.50 MJ	1.50	0.177	0.125	0.085	9	3	0.0103	----	X
80119	85119	MJ 3.5	TMHE 1/8x.105 N 0.60 MJ	1.50	0.213	0.125	0.105	9	3	0.012	----	X
80120	85120	MJ 4	TMHE 1/8x.120 N 0.70 MJ	1.50	0.248	0.125	0.120	9	3	0.014	----	X
80121	85121	MJ 5	TMHE 3/16x.140 N 0.80 MJ	1.65	0.315	0.187	0.140	10	3	0.017	----	X
80122	85122	MJ 6 - MJ 7	TMHE 1/4x.155 N 1.00 MJ	2.24	0.354	0.250	0.155	9	3	0.021	----	X
80123	85123	MJ 8	TMHE 1/4x.195 N 1.00 MJ	2.24	0.472	0.250	0.195	12	5	0.021	X	X
80124	85124	MJ 10 - MJ 12	TMHE 1/4x.230 N 1.25 MJ	2.24	0.591	0.250	0.230	12	5	0.026	X	X
80125	85125	MJ 14	TMHE 5/16x.310 N 1.50 MJ	2.48	0.768	0.312	0.310	13	5	0.031	X	X
80126	85126	MJ 16 - MJ 18	TMHE 3/8x.370 N 1.50 MJ	2.83	0.945	0.375	0.370	16	5	0.031	X	X
80127	85127	MJ 20 - MJ 22	TMHE 1/2x.470 N 1.50 MJ	3.27	1.181	0.500	0.470	20	5	0.031	X	X
80128	85128	MJ 24 - MJ 39	TMHE 5/8x.620 N 2.00 MJ	3.62	1.575	0.625	0.620	20	5	0.041	X	X

1.5 x Ø Helical flute

External

EDP Number		Norm	Reference	L	L1	D	D1	NF	Z	h	WCH	WCG
K20C	K27C											
80130	85130	MJ 2	TMHE 3/16x.140 E 0.40 MJ	1.65	0.346	0.187	0.140	22	3	0.009	----	X
80131	85131	MJ 2.5	TMHE 3/16x.140 E 0.45 MJ	1.65	0.319	0.187	0.140	18	3	0.0105	----	X
80132	85132	MJ 3	TMHE 1/4x.240 E 0.50 MJ	2.24	0.591	0.250	0.240	30	5	0.0117	X	X
80133	85133	MJ 3.5	TMHE 5/16x.310 E 0.60 MJ	2.48	0.756	0.312	0.310	32	5	0.0140	X	X
80134	85134	MJ 4	TMHE 5/16x.310 E 0.70 MJ	2.48	0.772	0.312	0.310	28	5	0.0163	X	X
80135	85135	MJ 5	TMHE 5/16x.310 E 0.80 MJ	2.48	0.787	0.312	0.310	25	5	0.0187	X	X
80136	85136	MJ 6 - MJ 8	TMHE 3/8x.370 E 1.00 MJ	2.83	0.945	0.375	0.370	24	5	0.0233	X	X
80137	85137	MJ 10 - MJ 12	TMHE 1/2x.470 E 1.25 MJ	3.27	1.181	0.500	0.470	24	5	0.0292	X	X
80138	85138	MJ 20 - MJ 22	TMHE 1/2x.470 E 1.50 MJ	3.27	1.181	0.500	0.470	20	5	0.0350	X	X
80139	85139	MJ 24 - MJ 39	TMHE 5/8x.620 E 2.00 MJ	3.62	1.575	0.625	0.620	20	6	0.0467	X	X

Solid Carbide Thread Mills - Helical Flutes



British Straight Whitworth W (BSW)

Helical flute

Internal / External

DIN 6630, NF E 03-005

W (BSW) - Inch

EDP Number		Norm	Reference	L	L1	D	D1	NF	Z	h	WCH	WCG
K20C	K27C											
80156	85156	3/32"	TMHE 1/8x.060 NE 48" BSW	1.50	0.146	0.125	0.060	7	3	0.0133	----	X
80157	85157	1/8"	TMHE 1/8x.085 NE 40" BSW	1.50	0.175	0.125	0.085	7	3	0.0160	----	X
80158	85158	5/32"	TMHE 1/8x.105 NE 32" BSW	1.50	0.219	0.125	0.105	7	3	0.0200	----	X
80159	85159	1/4"	TMHE 1/4x.165 NE 20" BSW	2.24	0.400	0.250	0.165	8	3	0.0320	----	X
80160	85160	5/16"	TMHE 1/4x.200 NE 18" BSW	2.24	0.444	0.250	0.200	8	3	0.0356	X	X
80161	85161	3/8"	TMHE 1/4x.240 NE 16" BSW	2.24	0.562	0.250	0.240	9	5	0.0400	X	X
80162	85162	7/16"	TMHE 5/16x.310 NE 14" BSW	2.48	0.714	0.312	0.310	10	5	0.0457	X	X
80163	85163	1/2" - 9/16"	TMHE 5/16x.310 NE 12" BSW	2.48	0.750	0.312	0.310	9	5	0.0533	X	X
80164	85164	5/8"	TMHE 3/8x.370 NE 11" BSW	2.83	0.909	0.375	0.370	10	5	0.0582	X	X
80165	85165	3/4"	TMHE 1/2x.470 NE 10" BSW	3.27	1.100	0.500	0.470	11	5	0.0640	X	X
80166	85166	7/8"	TMHE 1/2x.470 NE 9" BSW	3.27	1.111	0.500	0.470	10	5	0.0711	X	X
80167	85167	1"	TMHE 5/8x.620 NE 8" BSW	3.62	1.375	0.625	0.620	11	6	0.0800	X	X
80168	85168	1 1/8" - 1 1/4"	TMHE 5/8x.620 NE 7" BSW	3.62	1.429	0.625	0.620	10	6	0.0915	X	X
80169	85169	1 3/8" - 1 1/2"	TMHE 5/8x.620 NE 6" BSW	3.62	1.500	0.625	0.620	9	6	0.1067	X	X
80170	85170	1 5/8" - 1 3/4"	TMHE 3/4x.745 NE 5" BSW	4.09	1.600	0.750	0.745	8	6	0.1281	X	X
80171	85171	1 7/8" - 2"	TMHE 3/4x.745 NE 4.5" BSW	4.09	1.556	0.750	0.745	7	6	0.1423	X	X

British Straight Pipe BSP, G, Rp, BSF

Helical flute

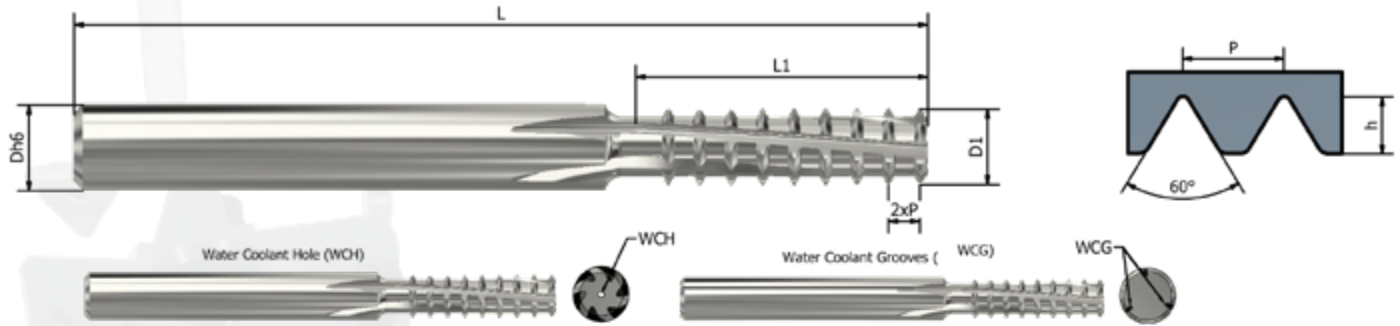
Internal / External

DIN ISO 228-1, DIN 259

BSP, G, Rp, BSF - Inch

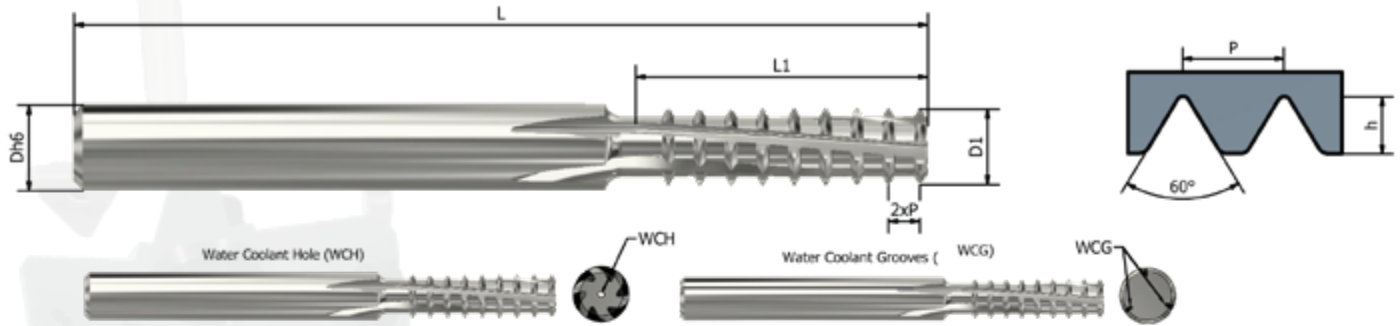
EDP Number		Norm	Reference	L	L1	D	D1	NF	Z	h	WCH	WCG
K20C	K27C											
80172	85172	R1/16" & R1/8"	TMHE 1/4x.240 NE 28" BSP	2.25	0.571	0.250	0.240	16	5	0.023	X	X
80173	85173	R1/4" & R3/8"	TMHE 5/16x.310 NE 19" BSP	2.25	0.737	0.312	0.310	14	5	0.0337	X	X
80174	85174	R1/2" & R3/4"	TMHE 1/2x.470 NE 14" BSP	3.27	1.143	0.500	0.470	16	5	0.0457	X	X
80175	85175	R1" thru R2"	TMHE 5/8x.620 NE 11" BSP	3.62	1.364	0.625	0.620	15	6	0.0582	X	X

Solid Carbide Thread Mills - Helical Flutes



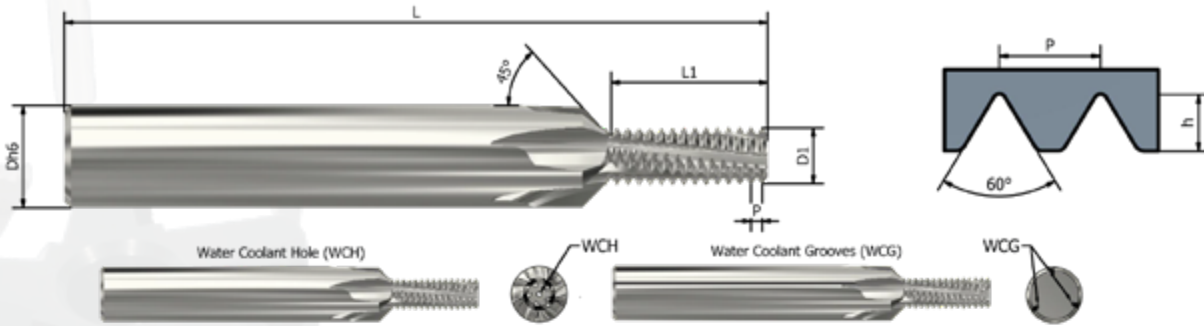
Unified National Standart												
T2 2.5 x Ø Helical flute				Internal				DIN ISO 5864, ANSI / ASME B1.7				
UN, UNC, UNS, UNF - Inch												
EDP Number		Norm	Reference	L	L1	D	D1	NF	Z	h	WCH	WCG
K20C	K27C											
X9801	X8901	No. 2-56	TMHE 1/8x.060 N 56" UN-25	1.50	0.214	0.125	0.060	6	3	0.011	----	X
X9802	X8902	No. 4-40	TMHE 1/8x.080 N 40" UN-25	1.50	0.250	0.125	0.080	5	3	0.015	----	X
X9803	X8903	No. 6-32	TMHE 1/8x.095 N 32" UN-25	1.50	0.375	0.125	0.095	6	3	0.018	----	X
X9804	X8904	No. 8-32	TMHE 1/8x.120 N 32" UN-25	1.50	0.437	0.125	0.120	7	3	0.0183	----	X
X9805	X8905	No. 10-32	TMHE 3/16x.146 N 32" UN-25	1.96	0.500	0.187	0.146	8	3	0.0183	----	X
X9807	X8907	1/4"-28	TMHE 1/4x.200 N 28" UN-25	2.44	0.643	0.250	0.200	9	3	0.021	X	X
X9806	X8906	No. 10-24	TMHE 3/16x.136 N 24" UN-25	1.96	0.500	0.187	0.136	6	3	0.024	----	X
X9810	X8910	5/16"-24	TMHE 1/4x.248 N 24" UN-25	2.44	0.833	0.250	0.248	10	5	0.024	X	X
X9812	X8912	3/8"-24	TMHE 5/16x.310 N 24" UN-25	2.91	1.000	0.312	0.310	12	5	0.024	X	X
X9808	X8908	1/4"-20	TMHE 1/4x.187 N 20" UN-25	2.44	0.700	0.250	0.187	7	3	0.029	X	X
X9813	X8913	7/16"-20	TMHE 3/8x.360 N 20" UN-25	3.34	1.100	0.375	0.360	11	5	0.029	X	X
X9815	X8915	1/2"-20	TMHE 3/8x.370 N 20" UN-25	3.34	1.300	0.375	0.370	13	5	0.029	X	X
X9809	X8909	5/16"-18	TMHE 1/4x.238 N 18" UN-25	2.44	0.778	0.250	0.238	7	5	0.033	X	X
X9819	X8919	9/16"-18	TMHE 1/2x.420 N 18" UN-25	3.94	1.444	0.500	0.420	13	5	0.033	X	X
X9820	X8920	5/8"-18	TMHE 1/2x.470 N 18" UN-25	3.94	1.555	0.500	0.470	14	5	0.033	X	X
X9811	X8911	3/8"-16	TMHE 5/16x.290 N 16" UN-25	2.91	1.000	0.312	0.290	8	5	0.037	X	X
X9817	X8917	9/16"-16	TMHE 1/2x.420 N 16" UN-25	3.94	1.500	0.500	0.420	12	5	0.037	X	X
X9823	X8923	3/4"-16	TMHE 1/2x.490 N 16" UN-25	4.52	1.875	0.500	0.490	15	5	0.037	X	X
X9814	X8914	7/16"-14	TMHE 3/8x.340 N 14" UN-25	3.74	1.143	0.375	0.340	8	5	0.042	X	X
X9816	X8916	1/2"-13	TMHE 3/8x.360 N 13" UN-25	3.74	1.385	0.375	0.360	9	5	0.045	X	X
X9818	X8918	3/4"-12	TMHE 1/2x.470 N 12" UN-25	4.52	2.000	0.500	0.470	12	5	0.049	X	X
X9821	X8921	5/8"-11	TMHE 1/2x.470 N 11" UN-25	3.94	1.636	0.500	0.470	9	5	0.053	X	X
X9822	X8922	3/4"-10	TMHE 1/2x.490 N 10" UN-25	3.94	2.000	0.500	0.490	10	5	0.059	X	X
X9824	X8924	7/8"-9	TMHE 5/8x.620 N 9" UN-25	4.50	2.000	0.625	0.620	9	6	0.065	X	X
X9825	X8925	1"-8	TMHE 3/4x.740 N 8" UN-25	5.10	2.500	0.750	0.740	10	6	0.0734	X	X
X9826	X8926	1 1/8"-7	TMHE 3/4x.745 N 7" UN-25	5.10	2.571	0.750	0.745	9	6	0.0839	X	X

Solid Carbide Thread Mills - Helical Flutes



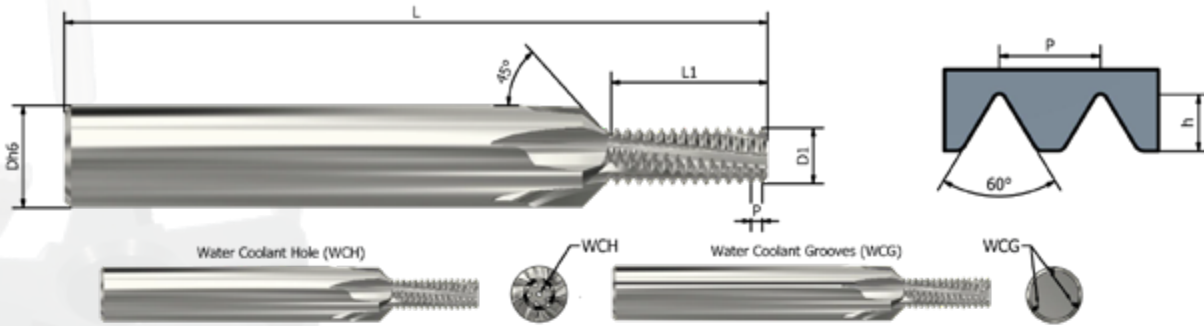
ISO 60° Metric				Internal		DIN 13, DIN 68, DIN ISO 965-1, NF ISO 965-1						
T2 2.5 x Ø Helical flute												
ISO - Metric												
EDP Number		Norm	Reference	L	L1	D	D1	NF	Z	h	WCH	WCG
K20C	K27C											
X8531	X8631	M2	TMHE 1/8x.060 N 0.40 ISO 25	1.65	0.220	0.125	0.060	7	3	0.009	----	X
X8532	X8632	M2.5	TMHE 1/8x.070 N 0.45 ISO 25	1.65	0.248	0.125	0.070	7	3	0.0104	----	X
X8533	X8633	M3	TMHE 1/8x.085 N 0.50 ISO 25	1.65	0.315	0.125	0.085	8	3	0.0116	----	X
X8534	X8634	M3.5	TMHE 1/8x.100 N 0.60 ISO 25	1.65	0.378	0.125	0.100	8	3	0.014	----	X
X8535	X8635	M4	TMHE 1/8x.120 N 0.70 ISO 25	1.85	0.441	0.125	0.120	8	3	0.016	----	X
X8536	X8636	M4.5	TMHE 3/16x.130 N 0.75 ISO 25	1.85	0.472	0.187	0.130	8	3	0.017	----	X
X8537	X8637	M5	TMHE 3/16x.150 N 0.80 ISO 25	1.85	0.504	0.187	0.150	8	3	0.019	----	X
X8538	X8638	M6	TMHE 1/4x.185 N 1.00 ISO 25	2.44	0.630	0.250	0.185	8	3	0.023	X	X
X8539	X8639	M8	TMHE 1/4x.240 N 1.25 ISO 25	2.44	0.787	0.250	0.240	8	5	0.029	X	X
X8540	X8640	M10	TMHE 5/16x.310 N 1.50 ISO 25	3.39	1.063	0.312	0.310	9	5	0.035	X	X
X8541	X8641	M12	TMHE 3/8x.340 N 1.75 ISO 25	3.74	1.240	0.375	0.340	9	5	0.040	X	X
X8542	X8642	M14	TMHE 3/8x.370 N 2.00 ISO 25	3.74	1.417	0.375	0.370	9	5	0.046	X	X
X8543	X8643	M16	TMHE 1/2x.470 N 2.00 ISO 25	3.74	1.575	0.500	0.470	10	5	0.046	X	X
X8544	X8644	M20	TMHE 5/8x.590 N 2.50 ISO 25	4.72	1.969	0.625	0.590	10	6	0.058	X	X
X8545	X8645	M24	TMHE 5/8x.620 N 3.00 ISO 25	4.72	2.362	0.625	0.620	10	6	0.069	X	X
X8546	X8646	M30	TMHE 3/4x.745 N 3.50 ISO 25	5.51	3.031	0.750	0.745	11	6	0.081	X	X

Solid Carbide Thread Mills - Helical Flutes



Unified National Standard				Internal		DIN ISO 5864, ANSI / ASME B1.7							
2 x Ø + A45° Helical flute													
UN, UNC, UNS, UNF - Inch													
EDP Number	Norm	Reference	L	L1	D	D1	NF	Z	h	WCH	WCG		
K20C	K27C												
70138+A	78138+A	No. 4-40	TMHE 3/16x.085 N 40" UN 2A	1.65	0.225	0.187	0.085	9	3	0.0147	----	X	
70142+A	78142+A	No. 6-40	TMHE 3/16x.095 N 40" UN 2A	1.65	0.300	0.187	0.095	12	3	0.0147	----	X	
70105+A	78105+A	No. 8-36	TMHE 1/4x.120 N 36" UN 2A	2.24	0.333	0.250	0.120	12	3	0.0163	----	X	
70106+A	78106+A	No. 6-32	TMHE 3/16x.098 N 32" UN 2A	1.65	0.281	0.187	0.098	9	3	0.0183	----	X	
70107+A	78107+A	No. 8-32	TMHE 1/4x.120 N 32" UN 2A	2.24	0.344	0.250	0.120	11	3	0.0183	----	X	
70143+A	78143+A	No. 10.32	TMHE 1/4x.140 N 32" UN 2A	2.24	0.437	0.250	0.140	14	3	0.0183	----	X	
70141+A	78141+A	No. 12-28	TMHE 5/16x.160 N 28" UN 2A	2.48	0.464	0.312	0.160	13	3	0.0210	----	X	
70109+A	78109+A	No. 10-24	TMHE 1/4x.140 N 24" UN 2A	2.24	0.417	0.250	0.140	10	3	0.0244	----	X	
70140+A	78140+A	No. 12-24	TMHE 5/16x.160 N 24" UN 2A	2.48	0.458	0.312	0.160	11	3	0.0244	----	X	
70113+A	78113+A	1/4"-20	TMHE 5/16x.185 N 20" UN 2A	2.48	0.500	0.312	0.185	10	3	0.0294	----	X	
70116+A	78116+A	5/16"-18	TMHE 3/8x.240 N 18" UN 2A	2.83	0.667	0.375	0.240	12	5	0.0326	X	X	
70118+A	78118+A	3/8"-16	TMHE 1/2x.290 N 16" UN 2A	3.27	0.750	0.500	0.290	12	5	0.0367	X	X	
70120+A	78120+A	7/16"-14	TMHE 5/8x.340 N 14" UN 2A	4.33	0.929	0.625	0.340	13	5	0.0419	X	X	
70122+A	78122+A	1/2"-13	TMHE 5/8x.390 N 13" UN 2A	4.33	1.000	0.625	0.390	13	5	0.0451	X	X	
70123+A	78123+A	9/16"-12	TMHE 5/8x.415 N 12" UN 2A	4.33	1.167	0.625	0.415	14	5	0.0489	X	X	
70126+A	78126+A	5/8"-11	TMHE 5/8x.470 N 11" UN 2A	4.33	1.273	0.625	0.470	14	5	0.0534	X	X	
70127+A	78127+A	3/4"-10	TMHE 5/8x.490 N 10" UN 2A	4.33	1.500	0.625	0.490	15	6	0.0587	X	X	
70128+A	78128+A	7/8"-9	TMHE 3/4x.620 N 9" UN 2A	5.12	1.778	0.750	0.620	16	6	0.0652	X	X	
70129+A	78129+A	1"-8	TMHE 1/1x.745 N 8" UN 2A	5.12	2.000	1.000	0.745	16	6	0.0734	X	X	
70130+A	78130+A	1 1/8"-7	TMHE 1/1x.745 N 7" UN 2A	5.12	2.286	1.000	0.745	16	6	0.0839	X	X	

Solid Carbide Thread Mills - Helical Flutes



ISO 60° Metric

2 x Ø + A45° Helical flute

Internal

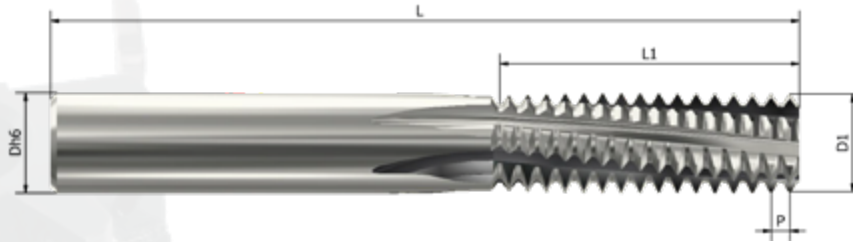
DIN 13, DIN 68, DIN ISO 965-1, NF ISO 965-1

ISO - Metric

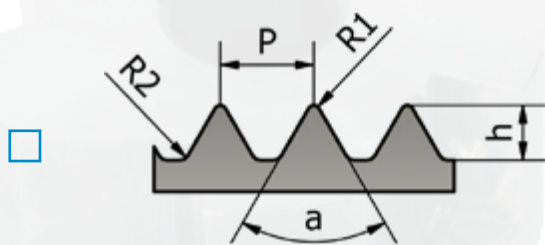

EDP Number		Norm	Reference	L	L1	D	D1	NF	Z	h	WCH	WCG
K20C	K27C											
X8553	X8653	M3	TMHE 3/16x.085 N 0.50 ISO-2A	1.85	0.236	0.1875	0.085	12	3	0.0116	----	X
X8554	X8654	M3.5	TMHE 3/16x.100 N 0.60 ISO-2A	1.85	0.283	0.1875	0.100	12	3	0.014	----	X
X8555	X8655	M4	TMHE 1/4x.120 N 0.70 ISO-2A	2.24	0.331	0.250	0.120	12	3	0.016	----	X
X8556	X8656	M4.5	TMHE 1/4x.130 N 0.75 ISO-2A	2.24	0.354	0.250	0.130	12	3	0.017	----	X
X8557	X8657	M5	TMHE 1/4x.150 N 0.80 ISO-2A	2.24	0.410	0.250	0.150	13	3	0.019	----	X
X8558	X8658	M6	TMHE 5/16x.185 N 1.00 ISO-2A	2.48	0.472	0.312	0.185	12	3	0.023	----	X
X8559	X8659	M8	TMHE 3/8x.240 N 1.25 ISO-2A	2.83	0.640	0.375	0.240	13	5	0.029	X	X
X8560	X8660	M10	TMHE 1/2x.310 N 1.50 ISO-2A	3.27	0.827	0.500	0.310	14	5	0.035	X	X
X8561	X8661	M12	TMHE 5/8x.340 N 1.75 ISO-2A	4.33	0.965	0.625	0.340	14	5	0.040	X	X
X8562	X8662	M14	TMHE 5/8x.390 N 2.00 ISO-2A	4.33	1.102	0.625	0.390	14	5	0.046	X	X
X8563	X8663	M16	TMHE 5/8x.470 N 2.00 ISO 2A	4.33	1.260	0.625	0.470	16	5	0.046	X	X
X8564	X8664	M20	TMHE 3/4x.590 N 2.50 ISO-2A	5.12	1.575	0.750	0.590	16	6	0.058	X	X
X8565	X8665	M24	TMHE 3/4x.625 N 3.00 ISO-2A	5.12	1.890	0.750	0.625	16	6	0.069	X	X
X8566	X8666	M30	TMHE 1/1x.785 N 3.50 ISO-2A	5.12	2.480	1.000	0.785	18	6	0.081	X	X

Solid Carbide Thread Mills - Helical Flutes

On Request

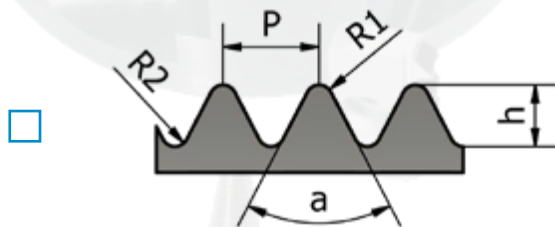


Weldon DIN 6535



L (mm)
D (mm)
P (mm)
R1 (mm)
α =

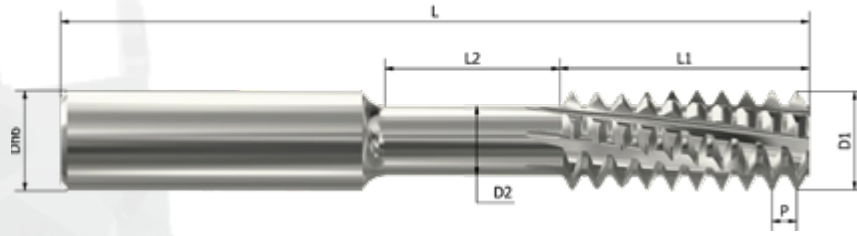
L1 (mm)
D1 (mm)
h (mm)
R2 (mm)



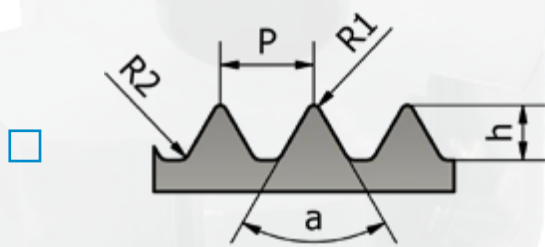

L (mm)
D (mm)
P (mm)
R1 (mm)
α =

L1 (mm)
D1 (mm)
h (mm)
R2 (mm)

Solid Carbide Thread Mills - Helical Flutes - For Long Length On Request

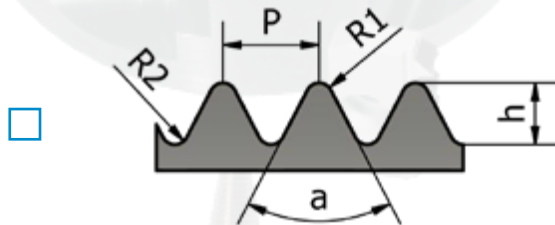


Weldon DIN 6535



L (mm)
D (mm)
P (mm)
R1 (mm)
α =


L1 (mm)
D1 (mm)
h (mm)
R2 (mm)



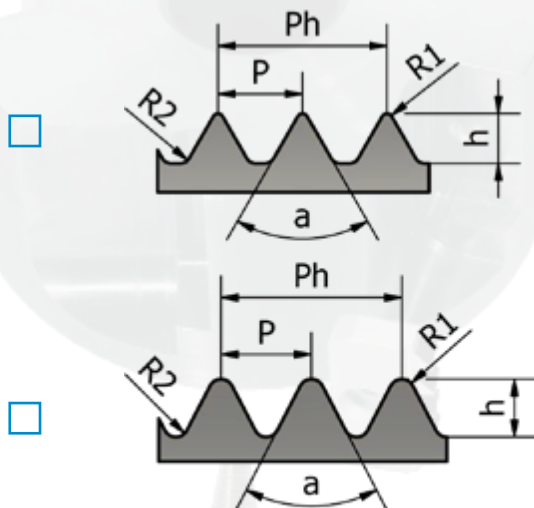
L (mm)
D (mm)
P (mm)
R1 (mm)
α =

L1 (mm)
D1 (mm)
h (mm)
R2 (mm)

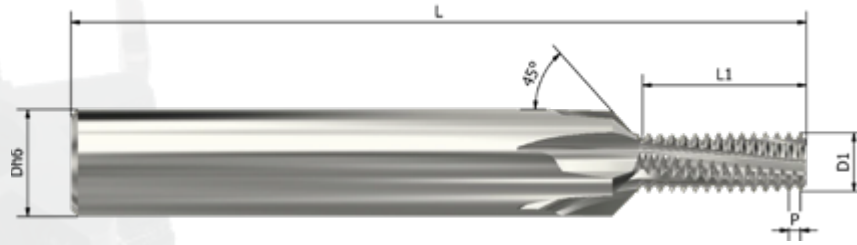
Solid Carbide Thread Mills - Helical Flutes - For Long Length On Request



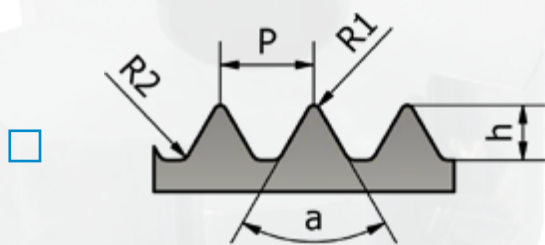

<input type="checkbox"/>		WCH Water Coolant Hole (WCH)		Weldon DIN 6535		HA	<input type="checkbox"/>
<input type="checkbox"/>		WCG Water Coolant Grooves (WCG)				HB	<input type="checkbox"/>
						HE	<input type="checkbox"/>



Solid Carbide Thread Mills - Helical Flutes - Threading + A45° On Request

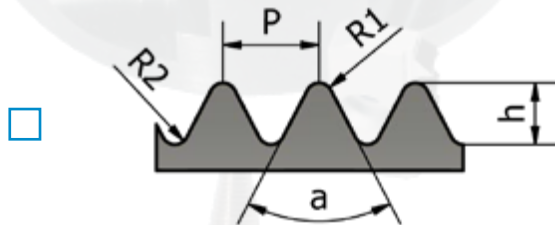


Weldon DIN 6535



L (mm)
D (mm)
P (mm)
R1 (mm)
α =


L1 (mm)
D1 (mm)
h (mm)
R2 (mm)



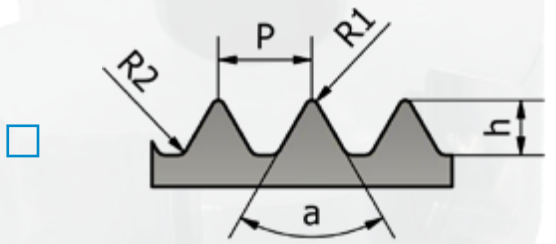
L (mm)
D (mm)
P (mm)
R1 (mm)
α =

L1 (mm)
D1 (mm)
h (mm)
R2 (mm)

Solid Carbide Thread Mills - Helical Flutes - Drilling and Milling On Request

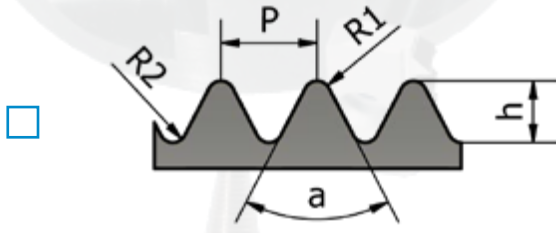


<p>WCH</p> <input type="checkbox"/>		<p>Water Coolant Holes (WCH)</p>	<p>Weldon DIN 6535</p>	<p>HA</p> <input type="checkbox"/>
<p>WCG</p> <input type="checkbox"/>		<p>Water Coolant Grooves (WCG)</p>		<p>HB</p> <input type="checkbox"/>
				<p>HE</p> <input type="checkbox"/>



L (mm)
D (mm)
P (mm)
R1 (mm)
α =

L1 (mm)
D1 (mm)
h (mm)
R2 (mm)



L (mm)
D (mm)
P (mm)
R1 (mm)
α =

L1 (mm)
D1 (mm)
h (mm)
R2 (mm)

Solid Carbide Whirling Tools

NORM

page

Whirling tools 1 tooth - Z1



	UN	ISO	UNJ	MJ	NIHS	NPT	NPTF	NPSM	NPSF	BSW	BSP	BSPT	RD	PG	CSP	SP
I		0			0											
E																

61

Whirling tools 1 tooth - Z3



I	✓	✓	0	0	0											
E																

57-59

Whirling tools 2 teeth - Z3



I	0	0	0	0	0											
E																

57-59

Whirling tools 3 teeth - Z3



I	✓	✓	0	0	0											
E																

57-59

Whirling tools partial profil



I	✓	0							✓	✓						
E	✓	0							✓	✓						

60-62

Whirling tools drilling - milling



I	0	0	0	0												
E																

65

On request

61

0 On request ✓ Standard I Internal E External

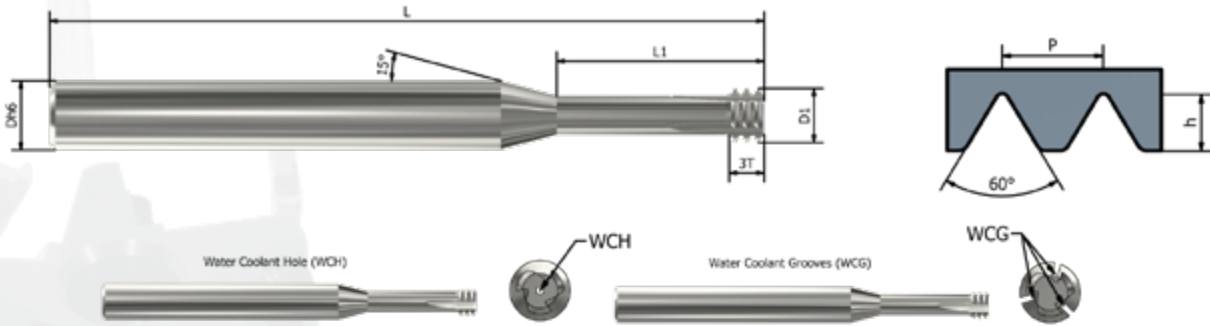
Balinit A - TiN Futura nano - TiALN ALNOVA TISINOS

K20C K27C K27L K27TS

P	Steel	✓✓	✓	✓✓	✓
M	Stainless steel	✓	✓	✓	✓
K	Cast iron	✓	✓✓	✓✓	
S	Alloyed material Nickel based > 30HRc, Inconel, Titanium	✓	✓✓	✓✓	✓
N	Aluminium - Brass - Copper - Non ferrous		✓✓	✓✓	✓✓
H	Hardened steel		✓	✓✓	✓✓

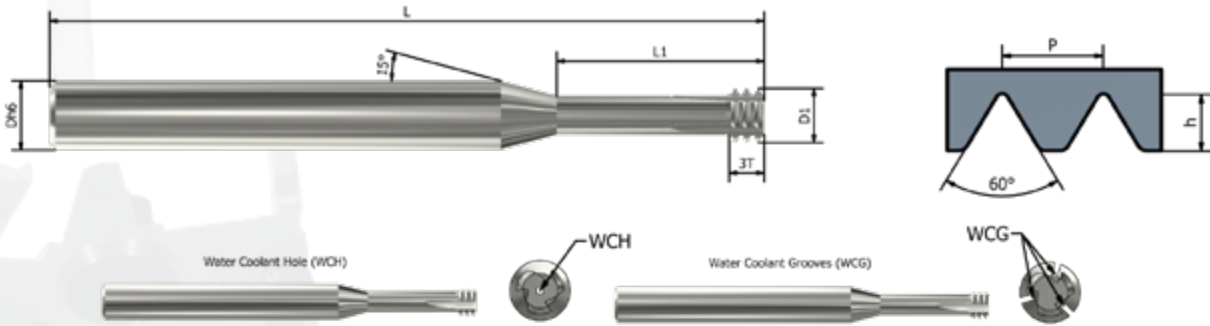
✓ Recommended coating ✓✓ Highly recommended coating

Solid Carbide Whirling Tools



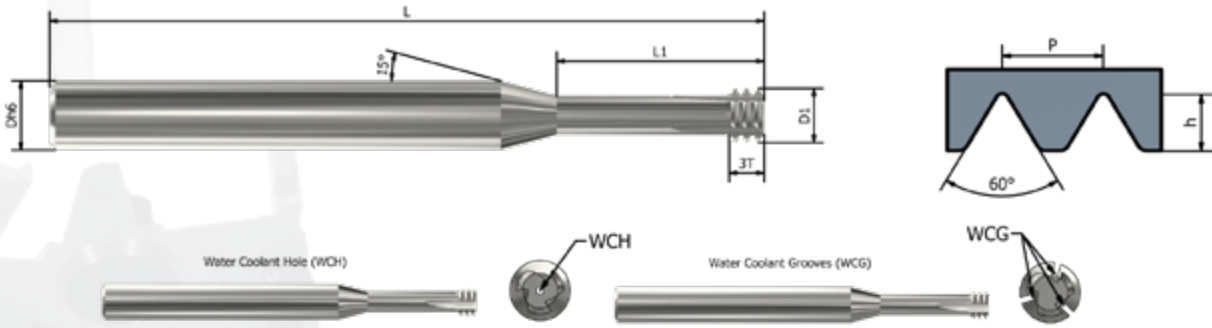
EDP Number		Norm	Reference	L	L1	D	D1	NF	Z	h	WCH	WCG
K20C	K27C											
40102	46102	No. 2-64	TBR 1/8x.065 N 64" UN 1T	1.50	0.173	0.125	0.065	1	3	0.009	---	X
40103	46103	No. 2-56	TBR 1/8x.065 N 56" UN 1T	1.50	0.173	0.125	0.065	1	3	0.0105	---	X
40104	46104	No. 3-48	TBR 1/8x.075 N 48" UN 3T	1.50	0.200	0.125	0.075	3	3	0.0122	---	X
40105	46105	No. 5-44	TBR 1/8x.095 N 44" UN 3T	1.50	0.252	0.125	0.095	3	3	0.013	---	X
40106	46106	No. 4-40	TBR 1/8x.085 N 40" UN 3T	1.50	0.224	0.125	0.085	3	3	0.015	---	X
40107	46107	No. 6-40	TBR 1/8x.105 N 40" UN 3T	1.50	0.280	0.125	0.105	3	3	0.015	---	X
40109	46109	No. 8-36	TBR 3/16x.120 N 36" UN 3T	1.65	0.331	0.187	0.120	3	3	0.016	---	X
40108	46108	No. 6-32	TBR 1/8x.105 N 32" UN 3T	1.50	0.280	0.125	0.105	3	3	0.018	---	X
40110	46110	No. 8-32	TBR 3/16x.120 N 32" UN 3T	1.65	0.331	0.187	0.120	3	3	0.018	---	X
40111	46111	No. 10-32	TBR 3/16x.140 N 32" UN 3T	1.65	0.382	0.187	0.140	3	3	0.018	---	X
40113	46113	No. 12-28	TBR 1/4x.160 N 28" UN 3T	2.24	0.433	0.250	0.160	3	3	0.0210	---	X
40112	46112	No. 10-24	TBR 3/16x.140 N 24" UN 3T	1.65	0.382	0.187	0.140	3	3	0.024	---	X
40114	46114	No. 12-24	TBR 1/4x.160 N 24" UN 3T	2.24	0.433	0.250	0.160	3	3	0.024	---	X
40115	46115	1/4"-20	TBR 1/4x.185 N 20" UN 3T	2.44	0.504	0.250	0.185	3	3	0.029	---	X
40116	46116	5/16"-18	TBR 1/4x.240 N 18" UN 3T	2.44	0.630	0.250	0.240	3	5	0.033	X	X
40117	46117	3/8"-16	TBR 5/16x.290 N 16" UN 3T	2.48	0.787	0.312	0.290	3	5	0.037	X	X
40118	46118	7/16"-14	TBR 3/8x.340 N 14" UN 3T	2.83	0.906	0.375	0.340	3	5	0.042	X	X
40119	46119	1/2"-13	TBR 3/8x.370 N 13" UN 3T	3.39	1.024	0.375	0.370	3	5	0.045	X	X

Solid Carbide Whirling Tools



EDP Number		Norm	Reference	L	L1	D	D1	NF	Z	h	WCH	WCG
K20C	K27C											
40202	46202	No. 2-64	TBRL 1/8x.065 N 64" UN 1T	1.50	0.260	0.125	0.065	1	3	0.009	---	X
40203	46203	No. 2-56	TBRL 1/8x.065 N 56" UN 1T	1.50	0.260	0.125	0.065	1	3	0.0105	---	X
40204	46204	No. 3-48	TBRL 1/8x.075 N 48" UN 3T	1.50	0.299	0.125	0.075	3	3	0.0122	---	X
40205	46205	No. 5-44	TBRL 1/8x.095 N 44" UN 3T	1.65	0.378	0.125	0.095	3	3	0.013	---	X
40206	46206	No. 4-40	TBRL 1/8x.080 N 40" UN 3T	1.65	0.339	0.125	0.080	3	3	0.015	---	X
40207	46207	No. 6-40	TBRL 1/8x.105 N 40" UN 3T	1.65	0.417	0.125	0.105	3	3	0.015	---	X
40209	46209	No. 8-36	TBRL 3/16x.120 N 36" UN 3T	1.85	0.496	0.187	0.120	3	3	0.016	---	X
40208	46208	No. 6-32	TBRL 1/8x.105 N 32" UN 3T	1.65	0.417	0.125	0.105	3	3	0.018	---	X
40210	46210	No. 8-32	TBRL 3/16x.120 N 32" UN 3T	1.85	0.496	0.187	0.120	3	3	0.018	---	X
40211	46211	No. 10-32	TBRL 3/16x.140 N 32" UN 3T	1.85	0.575	0.187	0.140	3	3	0.018	---	X
40213	46213	No. 12-28	TBRL 1/4x.160 N 28" UN 3T	2.44	0.654	0.250	0.160	3	3	0.0210	---	X
40212	46212	No. 10-24	TBRL 3/16x.140 N 24" UN 3T	1.85	0.575	0.187	0.140	3	3	0.024	---	X
40214	46214	No. 12-24	TBRL 1/4x.160 N 24" UN 3T	2.44	0.654	0.250	0.160	3	3	0.024	---	X
40215	46215	1/4"-20	TBRL 1/4x.187 N 20" UN 3T	2.44	0.787	0.250	0.187	3	3	0.029	X	X
40216	46216	5/16"-18	TBRL 1/4x.240 N 18" UN 3T	2.83	0.984	0.250	0.240	3	5	0.033	X	X
40217	46217	3/8"-16	TBRL 5/16x.290 N 16" UN 3T	3.39	1.181	0.312	0.290	3	5	0.037	X	X
40218	46218	7/16"-14	TBRL 3/8x.340 N 14" UN 3T	3.74	1.378	0.375	0.340	3	5	0.042	X	X
40219	46219	1/2"-13	TBRL 3/8x.370 N 13" UN 3T	3.74	1.575	0.375	0.370	3	5	0.045	X	X

Solid Carbide Whirling Tools



ISO 60° Metric

Whirling Tool 2xØ Straight flute

Internal

DIN 13, DIN 68, DIN ISO 965-1, NF 965-1

ISO - Metric

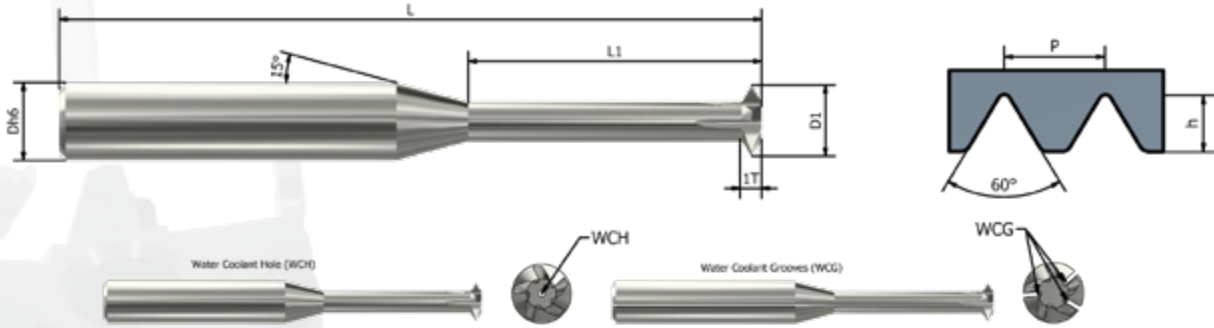
EDP Number K20C K27C		Norm	Reference	L	L1	D	D1	D2	NF	Z	h	WCH	WCG
42103	46103	M2	TBR 1/8x.060 N 0.40 ISO 1T	1.50	0.157	0.125	0.060	0.037	1	3	0.009	----	X
42104	46104	M2.5	TBR 1/8x.070 N 0.45 ISO 1T	1.50	0.197	0.125	0.070	0.046	1	3	0.0104	----	X
42105	46105	M3	TBR 1/8x.085 N 0.50 ISO 3T	1.50	0.236	0.125	0.085	0.059	3	3	0.0116	----	X
42106	46106	M3.5	TBR 1/8x.100 N 0.60 ISO 3T	1.50	0.276	0.125	0.100	0.071	3	3	0.014	----	X
42107	46107	M4	TBR 1/8x.120 N 0.70 ISO 3T	1.65	0.315	0.125	0.120	0.087	3	3	0.016	----	X
42108	46108	M4.5	TBR 3/16x.130 N 0.75 ISO 3T	1.65	0.354	0.187	0.130	0.093	3	3	0.017	----	X
42109	46109	M5	TBR 1/4x.150 N 0.80 ISO 3T	2.24	0.394	0.250	0.150	0.110	3	3	0.019	----	X
42110	46110	M6	TBR 1/4x.185 N 1.00 ISO 3T	2.24	0.472	0.250	0.185	0.134	3	3	0.023	----	X
42111	46111	M8	TBR 1/4x.240 N 1.25 ISO 3T	2.44	0.630	0.250	0.240	0.169	3	5	0.029	X	X
42112	46112	M10	TBR 5/16x.310 N 1.50 ISO 3T	2.91	0.787	0.312	0.310	0.236	3	5	0.035	X	X

Whirling Tool 3xØ Straight flute

Internal

EDP Number K20C K27C		Norm	Reference	L	L1	D	D1	D2	NF	Z	h	WCH	WCG
42203	46203	M2	TBRL 1/8x.060 N 0.40 ISO 1T	1.50	0.236	0.125	0.060	0.037	1	3	0.009	----	X
42204	46204	M2.5	TBRL 1/8x.070 N 0.45 ISO 1T	1.50	0.295	0.125	0.070	0.046	1	3	0.0104	----	X
42205	46205	M3	TBRL 1/8x.085 N 0.50 ISO 3T	1.65	0.354	0.125	0.085	0.059	3	3	0.0116	----	X
42206	46206	M3.5	TBRL 1/8x.100 N 0.60 ISO 3T	1.65	0.413	0.125	0.100	0.071	3	3	0.014	----	X
42207	46207	M4	TBRL 1/8x.120 N 0.70 ISO 3T	1.85	0.472	0.125	0.120	0.087	3	3	0.016	----	X
42208	46208	M4.5	TBRL 3/16x.130 N 0.75 ISO 3T	1.85	0.531	0.187	0.130	0.093	3	3	0.017	----	X
42209	46209	M5	TBRL 1/4x.150 N 0.80 ISO 3T	2.24	0.591	0.250	0.150	0.110	3	3	0.019	----	X
42210	46210	M6	TBRL 1/4x.185 N 1.00 ISO 3T	2.44	0.709	0.250	0.185	0.134	3	3	0.023	----	X
42211	46211	M8	TBRL 1/4x.240 N 1.25 ISO 3T	2.56	0.945	0.250	0.240	0.169	3	5	0.029	X	X
42212	46212	M10	TBRL 5/16x.310 N 1.50 ISO 3T	3.39	1.181	0.312	0.310	0.236	3	5	0.035	X	X

Solid Carbide Whirling Tools



60° Partial profil

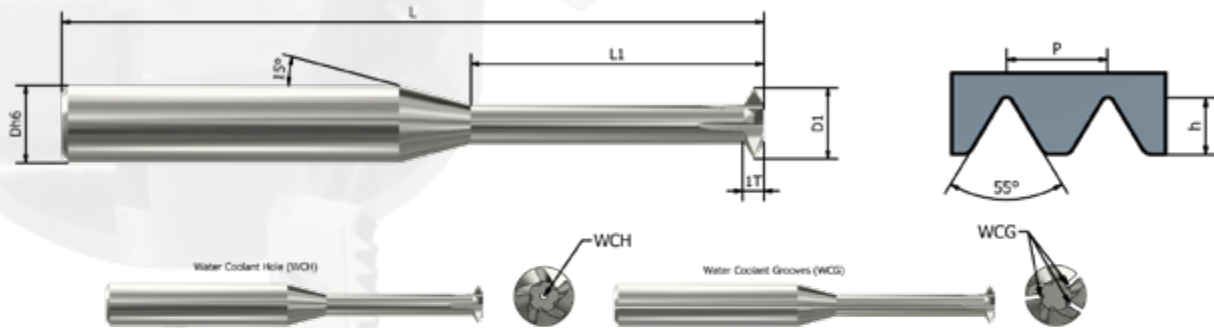
Whirling Tool - Straight flute

Internal / External

Metric + Inch

Metric + UN, UNS, UNC, UNF, UNEF

EDP Number		Pitch	Reference	L	L1	D	D1	D2	NF	Z	h	R	WCH	WCG
K20C	K27C													
40220	46220	0.50 - 1.50 / 48" - 16"	TBR 1/4x.240 NE A60 1T	2.83	1.181	0.250	0.240	0.126	1	5	0.053	0.001	X	X
40221	46221	0.50 - 3.00 / 48" - 8"	TBR 1/2x.470 NE AG60 1T	4.53	1.890	0.500	0.470	0.252	1	5	0.106	0.001	X	X
Metric + UN		Internal												
40222	46222	3.50 - 5.00 / 7" - 5"	TBR 3/4x.745 N N60 1T	4.72	2.047	0.750	0.745	0.485	1	6	0.149	0.0079	X	X
40223	46223	5.50 - 6.00 / 4.5" - 4"	TBR 3/4x.745 N Q60 1T	5.51	2.667	0.750	0.745	0.452	1	6	0.165	0.012	X	X
Metric + UN		External												
40226	46226	3.50 - 5.00 / 7" - 5"	TBR 3/4x.745 E N60 1T	4.72	2.047	0.750	0.745	0.501	1	6	0.141	0.0157	X	X
40227	46227	5.50 - 6.00 / 4.5" - 4"	TBR 3/4x.745 E Q60 1T	5.51	2.667	0.750	0.745	0.453	1	6	0.165	0.026	X	X



55° Partial profil Metric + Inch

Whirling Tool Straight flute

Internal / External

Metric + Inch

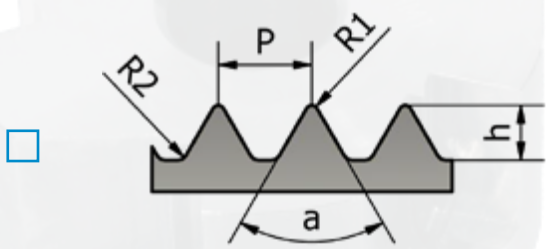

BSW, BSP, G, Rp, BSP

EDP Number		Pitch	Reference	L	L1	D	D1	D2	NF	Z	h	R	WCH	WCG
K20C	K27C													
40228	46228	0.50 - 1.50 / 48" - 16"	TBR 1/4x.240 NE A55 1T	2.83	1.181	0.250	0.240	0.126	1	5	0.054	0.002	X	X
40229	46229	0.50 - 3.00 / 48" - 8"	TBR 5/8x.620 NE AG55 1T	4.72	1.890	0.625	0.620	0.252	1	6	0.126	0.002	X	X
40230	46230	3.50 - 5.00 / 7" - 5"	TBR 3/4x.745 NE N55 1T	4.72	2.047	0.750	0.745	0.485	1	6	0.149	0.0197	X	X
40231	46231	5.50 - 6.00 / 4.5" - 4"	TBR 3/4x.745 NE Q55 1T	5.51	2.667	0.750	0.745	0.452	1	6	0.165	0.028	X	X

Solid Carbide Whirling Tools - Straight Flutes - 1T - Z1 On Request

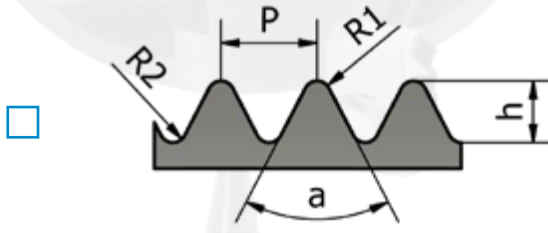


Weldon DIN 6535



L (mm)
D (mm)
D2 (mm)
h (mm)
R2 (mm)

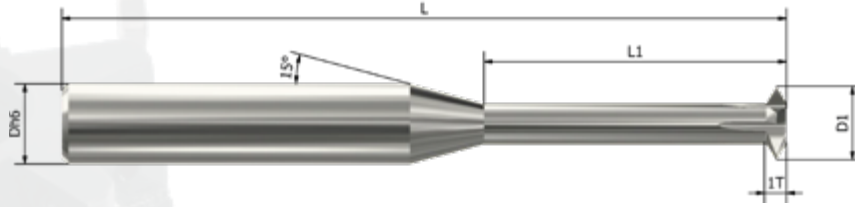
L1 (mm)
D1 (mm)
P (mm)
R1 (mm)
α =



L (mm)
D (mm)
D2 (mm)
h (mm)
R2 (mm)

L1 (mm)
D1 (mm)
P (mm)
R1 (mm)
α =


Solid Carbide Whirling Tools - Straight Flutes - 1T On Request



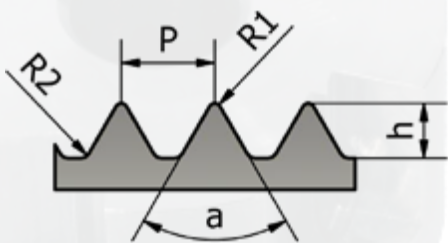
<input type="checkbox"/>		WCH Water Coolant Hole (WCH)			HA	<input type="checkbox"/>
<input type="checkbox"/>		WCG Water Coolant Grooves (WCG)			HB	<input type="checkbox"/>
					HE	<input type="checkbox"/>

<input type="checkbox"/>		L (mm) D (mm) D2 (mm) h (mm) R2 (mm)	L1 (mm) D1 (mm) P (mm) R1 (mm) α =
<input type="checkbox"/>		L (mm) D (mm) D2 (mm) h (mm) R2 (mm)	L1 (mm) D1 (mm) P (mm) R1 (mm) α =

Solid Carbide Whirling Tools - Straight Flutes - 2T On Request

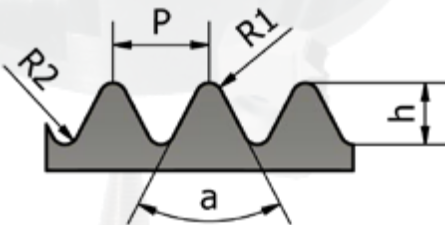


<input type="checkbox"/>	WCH		Water Coolant Hole (WCH)		Weldon DIN 6535		HA	<input type="checkbox"/>
<input type="checkbox"/>	WCG		Water Coolant Grooves (WCG)				HB	<input type="checkbox"/>
							HE	<input type="checkbox"/>



L (mm)
D (mm)
D2 (mm)
h (mm)
R2 (mm)

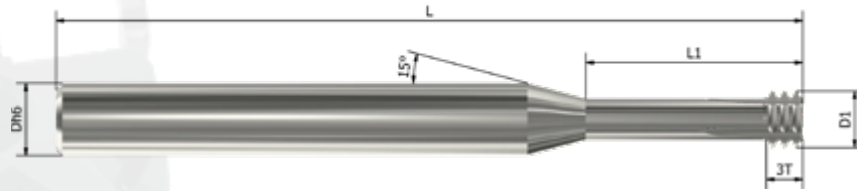
L1 (mm)
D1 (mm)
P (mm)
R1 (mm)
α =



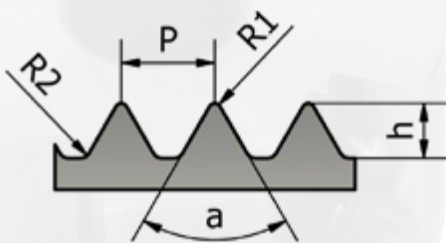
L (mm)
D (mm)
D2 (mm)
h (mm)
R2 (mm)

L1 (mm)
D1 (mm)
P (mm)
R1 (mm)
α =

Solid Carbide Whirling Tools - Straight Flutes - 3T On Request

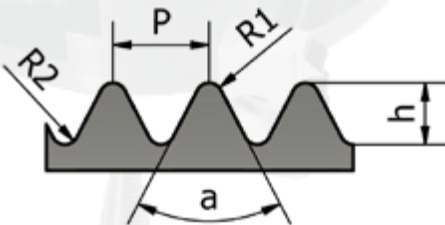


<input type="checkbox"/>	WCH		Water Coolant Hole (WCH)		Weldon DIN 6535		HA	<input type="checkbox"/>
<input type="checkbox"/>	WCG		Water Coolant Grooves (WCG)				HB	<input type="checkbox"/>
							HE	<input type="checkbox"/>



L (mm)
D (mm)
D2 (mm)
h (mm)
R2 (mm)


L1 (mm)
D1 (mm)
P (mm)
R1 (mm)
α =



L (mm)
D (mm)
D2 (mm)
h (mm)
R2 (mm)

L1 (mm)
D1 (mm)
P (mm)
R1 (mm)
α =

Solid Carbide Whirling Tools - Helical Flutes - Drilling and Milling On Request



WCG



Water Coolant Grooves (WCG)



Weldon DIN 6535



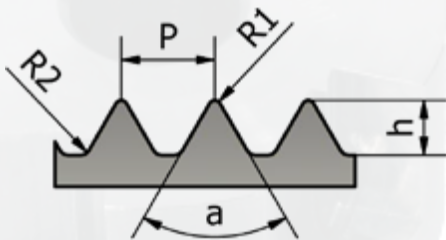
HA



HB

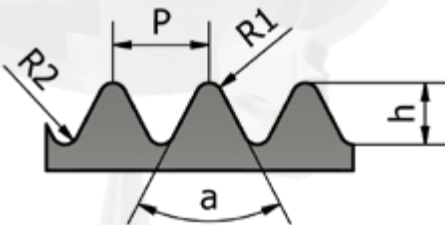


HE



L (mm)
D (mm)
D2 (mm)
h (mm)
R2 (mm)

L1 (mm)
D1 (mm)
P (mm)
R1 (mm)
α =

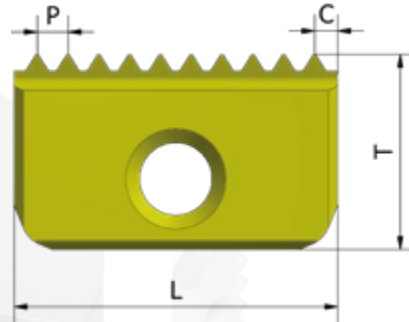
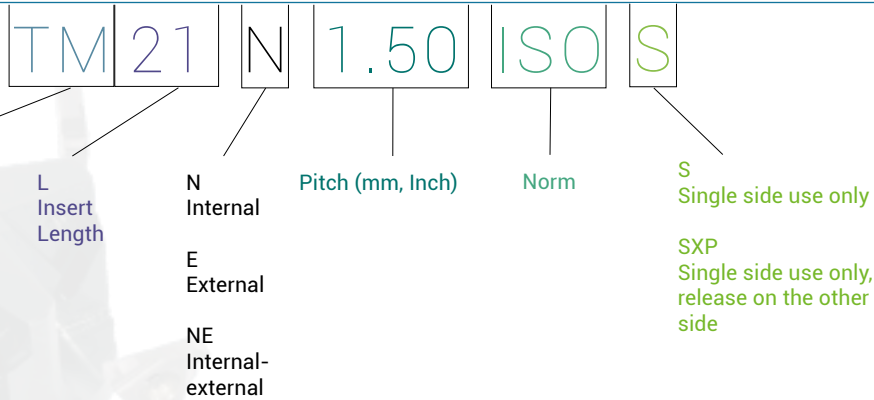


L (mm)
D (mm)
D2 (mm)
h (mm)
R2 (mm)

L1 (mm)
D1 (mm)
P (mm)
R1 (mm)
α =

Thread Mill Inserts

References



L Insert length
C Centering
NF Number of pitches
H Thread height

EDP Number		Reference	L	T	C	NF	h	Tool holder	a	b	H
K20C	K27C										
74100	76100	TM14 N 48» UN	0.551	0.3118	0.0152	26	0.0122	TMH***** - * - 14	2°	20°	0.1220

Thread Mill Inserts TM

NORM

page



	UN	ISO	UNJ	MJ	NIHS	NPT	NPTF	NPSM	NPSF	BSW	BSP	BSPT	RD	PG	CSP	SP
I	✓	✓	✓	O				✓	✓	✓	✓		O	O		
E	✓	✓	✓	O				✓	✓	✓	✓		O	O		

68-77



I						✓	✓					✓				
E						✓	✓					✓				

78-79


On request

80

O On request ✓ Standard I Internal E External

Milling Tool Holders TM

Single Flute Holder



Page 81

Two Flutes Holder



Page 82

Single Flute Holder - tapered



Page 81

Fives Flutes Shell Mill Holder



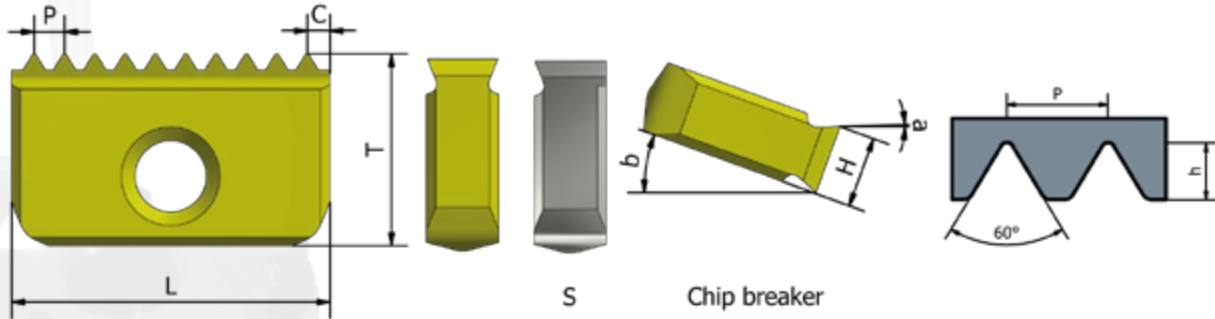
Page 82

P	Steel	✓✓	✓	✓✓	✓
M	Stainless steel	✓	✓	✓	✓
K	Cast iron	✓	✓✓	✓✓	
S	Alloyed material Nickel based > 30HRC, Inconel, Titanium	✓	✓✓	✓✓	✓
N	Aluminium - Brass -Copper - Non ferrous		✓✓	✓✓	✓✓
H	Hardened steel		✓	✓✓	✓✓

Balinit A - TiN Futura nano - TiALN ALNOVA TISINOS
K20C K27C K27L K27TS

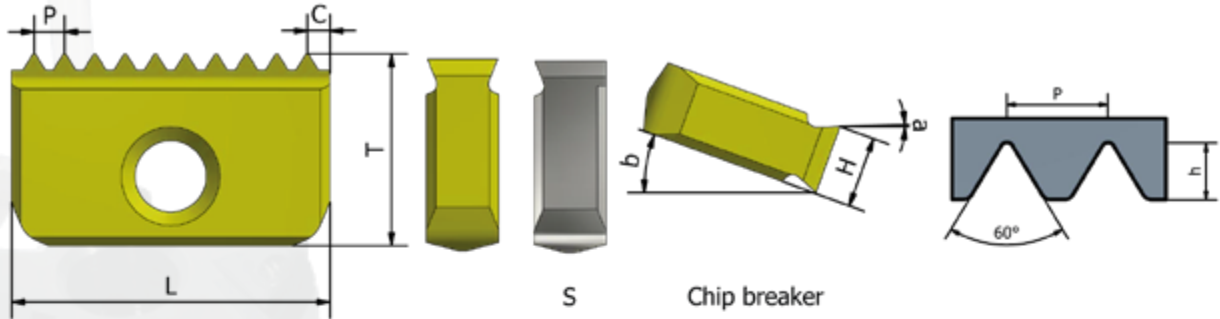
✓ Recommended coating ✓✓ Highly recommended coating

Thread Mill Inserts TM



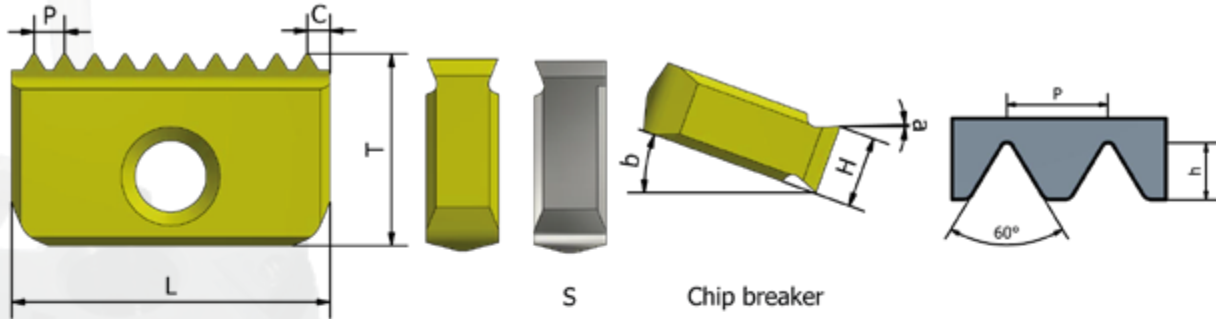
Unified National Standard											
TM - Inserts		Internal	DIN ISO 5864, ANSI / ASME B1.7								
UN, UNC, UNS, UNF, UNEF - Inch											
EDP Number		Reference	L	T	C	NF	h	Tool holder	a	b	H
K20C	K27C										
74100	76100	TM14 N 48" UN	0.551	0.3118	0.0152	26	0.0122	TMH***** - * - 14	2°	20°	0.1220
74101	76101	TM14 N 40" UN	0.551	0.3118	0.0131	22	0.0147	TMH***** - * - 14	2°	20°	0.1220
74102	76102	TM14 N 32" UN	0.551	0.3118	0.0256	17	0.0184	TMH***** - * - 14	2°	20°	0.1220
74103	76103	TM14 N 28" UN	0.551	0.3118	0.0256	15	0.0210	TMH***** - * - 14	2°	20°	0.1220
74104	76104	TM14 N 27" UN	0.551	0.3118	0.0163	15	0.0217	TMH***** - * - 14	2°	20°	0.1220
74105	76105	TM14 N 24" UN	0.551	0.3118	0.0256	13	0.0244	TMH***** - * - 14	2°	20°	0.1220
74106	76106	TM14 N 20" UN	0.551	0.3118	0.0256	11	0.0294	TMH***** - * - 14	2°	20°	0.1220
74107	76107	TM14 N 18" UN	0.551	0.3118	0.0256	10	0.0326	TMH***** - * - 14	2°	20°	0.1220
74108	76108	TM14 N 16" UN	0.551	0.3118	0.0197	9	0.0367	TMH***** - * - 14	2°	20°	0.1220
74109	76109	TM14 N 14" UN	0.551	0.3118	0.0256	7	0.0419	TMH***** - * - 14	2°	20°	0.1220
74110	76110	TM14 N 12" UN	0.551	0.3118	0.0673	6	0.0489	TMH***** - * - 14	2°	20°	0.1220
74113	76113	TM21 N 20" UN	0.827	0.4976	0.0384	16	0.0294	TMH***** - * - 21	2°	20°	0.1850
74114	76114	TM21 N 18" UN	0.827	0.4976	0.0245	15	0.0326	TMH***** - * - 21	2°	20°	0.1850
74115	76115	TM21 N 16" UN	0.827	0.4976	0.0384	13	0.0367	TMH***** - * - 21	2°	20°	0.1850
74116	76116	TM21 N 14" UN	0.827	0.4976	0.0562	11	0.0419	TMH***** - * - 21	2°	20°	0.1850
74117	76117	TM21 N 12" UN	0.827	0.4976	0.0384	10	0.0489	TMH***** - * - 21	2°	20°	0.1850
74118	76118	TM21 N 10" UN	0.827	0.4976	0.0634	8	0.0587	TMH***** - * - 21	2°	20°	0.1850
74140	76140	TM21 N 9" UN	0.827	0.4976	0.0801	7	0.0652	TMH***** - * - 21	2°	20°	0.1850
74119	76119	TM21 N 8" UN-S	0.827	0.4976	0.1009	6	0.0734	TMH***** - * - 21	2°	20°	0.1850
74120	76120	TM30 N 18" UN	1.181	0.6591	0.0350	21	0.0326	TMH***** - * - 30	2°	15°	0.2165
74121	76121	TM30 N 16" UN	1.181	0.6591	0.0281	19	0.0367	TMH***** - * - 30	2°	15°	0.2165
74122	76122	TM30 N 14" UN	1.181	0.6591	0.0548	16	0.0419	TMH***** - * - 30	2°	15°	0.2165
74123	76123	TM30 N 12" UN	1.181	0.6591	0.0489	14	0.0489	TMH***** - * - 30	2°	15°	0.2165
74124	76124	TM30 N 10" UN	1.181	0.6591	0.0406	12	0.0587	TMH***** - * - 30	2°	15°	0.2165
74150	76150	TM30 N 9" UN	1.181	0.6591	0.0906	10	0.0652	TMH***** - * - 30	2°	15°	0.2165
74125	76125	TM30 N 8" UN	1.181	0.6591	0.0906	9	0.0734	TMH***** - * - 30	2°	15°	0.2165
74126	76126	TM30 N 7" UN	1.181	0.6591	0.0906	8	0.0839	TMH***** - * - 30	2°	15°	0.2165
74127	76127	TM30 N 6" UN-S	1.181	0.6591	0.0906	7	0.0979	TMH***** - * - 30	2°	15°	0.2165

Thread Mill Inserts TM



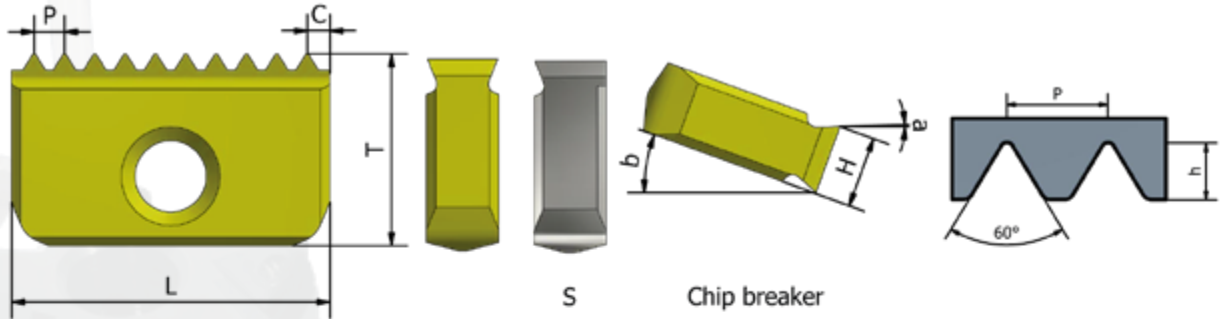
Unified National Standard											
TM - Inserts		Internal	DIN ISO 5864, ANSI / ASME B1.7								
UN, UNC, UNS, UNF, UNEF - Inch											
EDP Number		Reference	L	T	C	NF	h	Tool holder	a	b	H
K20C	K27C										
74128	76128	TM30 N 5" UN-S	1.181	0.6591	0.0906	6	0.1174	TMH***** - * - 30	2°	15°	0.2165
74129	76129	TM40 N 18" UN	1.575	0.8209	0.0374	28	0.0326	TMH***** - * - 40	2°	15°	0.2480
74130	76130	TM40 N 16" UN	1.575	0.8209	0.0374	25	0.0367	TMH***** - * - 40	2°	15°	0.2480
74153	76153	TM40 N 14" UN	1.575	0.8209	0.0374	22	0.0419	TMH***** - * - 40	2°	15°	0.2480
74131	76131	TM40 N 12" UN	1.575	0.8209	0.037	19	0.049	TMH***** - * - 40	2°	15°	0.2480
74132	76132	TM40 N 10" UN	1.575	0.8209	0.037	16	0.059	TMH***** - * - 40	2°	15°	0.2480
74151	76151	TM40 N 9" UN	1.575	0.8209	0.065	14	0.065	TMH***** - * - 40	2°	15°	0.2480
74133	76133	TM40 N 8" UN	1.575	0.8209	0.100	12	0.073	TMH***** - * - 40	2°	15°	0.2480
74134	76134	TM40 N 7" UN	1.575	0.8209	0.073	11	0.084	TMH***** - * - 40	2°	15°	0.2480
74135	76135	TM40 N 6" UN	1.575	0.8209	0.121	9	0.098	TMH***** - * - 40	2°	15°	0.2480
74136	76136	TM40 N 5" UN	1.575	0.8209	0.187	7	0.117	TMH***** - * - 40	2°	15°	0.2480
74137	76137	TM40 N 4.5" UN	1.575	0.8209	0.130	7	0.131	TMH***** - * - 40	2°	15°	0.2480
74138	76138	TM40 N 4" UN-S	1.575	0.8209	0.162	6	0.147	TMH***** - * - 40	2°	15°	0.2480
74139	76139	TM40 N 3.5" UN-S	1.575	0.8209	0.2160	5	0.168	TMH***** - * - 40	2°	15°	0.2480

Thread Mill Inserts TM



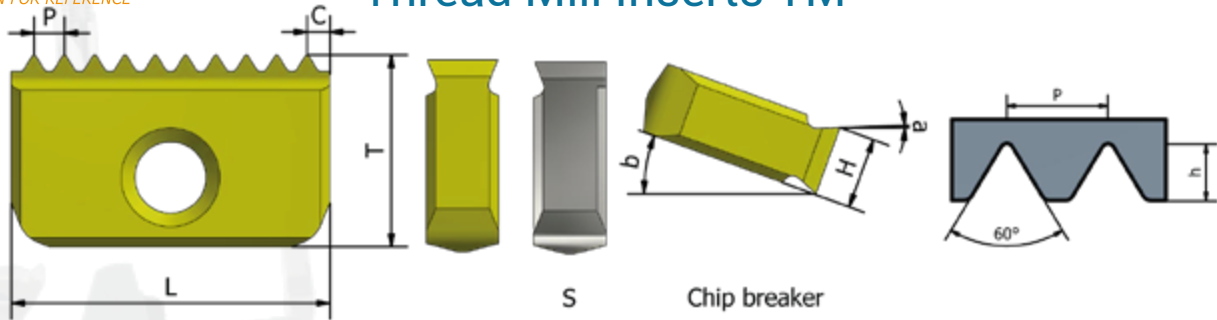
Unified National Standard											
TM - Inserts		External	DIN ISO 5864, ANSI / ASME B1.7								
UN, UNC, UNS, UNF, UNEF - Inch											
EDP Number	Reference	L	T	C	NF	h	Tool holder	a	b	H	
K20C	K27C										
74200	76200	TM14 E 48" UN	0.551	0.3118	0.0152	26	0.0135	TMH***** - 14	2°	20°	0.1220
74201	76201	TM14 E 40" UN	0.551	0.3118	0.0131	22	0.0163	TMH***** - 14	2°	20°	0.1220
74202	76202	TM14 E 32" UN	0.551	0.3118	0.0256	17	0.0203	TMH***** - 14	2°	20°	0.1220
74203	76203	TM14 E 28" UN	0.551	0.3118	0.0256	15	0.0232	TMH***** - 14	2°	20°	0.1220
74204	76204	TM14 E 27" UN	0.551	0.3118	0.0163	15	0.0241	TMH***** - 14	2°	20°	0.1220
74205	76205	TM14 E 24" UN	0.551	0.3118	0.0256	13	0.0270	TMH***** - 14	2°	20°	0.1220
74206	76206	TM14 E 20" UN	0.551	0.3118	0.0256	11	0.0325	TMH***** - 14	2°	20°	0.1220
74208	76208	TM14 E 18" UN	0.551	0.3118	0.0256	10	0.0361	TMH***** - 14	2°	20°	0.1220
74210	76210	TM14 E 16" UN	0.551	0.3118	0.0197	9	0.0406	TMH***** - 14	2°	20°	0.1220
74212	76212	TM14 E 14" UN	0.551	0.3118	0.0256	7	0.0464	TMH***** - 14	2°	20°	0.1220
74214	76214	TM14 E 12" UN	0.551	0.3118	0.0673	6	0.0541	TMH***** - 14	2°	20°	0.1220
74217	76217	TM21 E 20" UN	0.827	0.4976	0.0384	16	0.0325	TMH***** - 21	2°	20°	0.1850
74219	76219	TM21 E 18" UN	0.827	0.4976	0.0245	14	0.0361	TMH***** - 21	2°	20°	0.1850
74221	76221	TM21 E 16" UN	0.827	0.4976	0.0384	13	0.0406	TMH***** - 21	2°	20°	0.1850
74223	76223	TM21 E 14" UN	0.827	0.4976	0.0562	11	0.0464	TMH***** - 21	2°	20°	0.1850
74225	76225	TM21 E 12" UN	0.827	0.4976	0.0384	9	0.0541	TMH***** - 21	2°	20°	0.1850
74227	76227	TM21 E 10" UN	0.827	0.4976	0.0634	8	0.0650	TMH***** - 21	2°	20°	0.1850
74229	76229	TM21 E 9" UN	0.827	0.4976	0.0801	7	0.0722	TMH***** - 21	2°	20°	0.1850
74230	76230	TM21 E 8" UN-S	0.827	0.4976	0.1009	6	0.0812	TMH***** - 21	2°	20°	0.1850
74232	76232	TM30 E 18" UN	1.181	0.6591	0.0350	21	0.0361	TMH***** - 30	2°	15°	0.2165
74234	76234	TM30 E 16" UN	1.181	0.6591	0.0593	18	0.0406	TMH***** - 30	2°	15°	0.2165
74236	76236	TM30 E 14" UN	1.181	0.6591	0.0548	16	0.0464	TMH***** - 30	2°	15°	0.2165
74238	76238	TM30 E 12" UN	1.181	0.6591	0.0489	14	0.0541	TMH***** - 30	2°	15°	0.2165
74240	76240	TM30 E 10" UN	1.181	0.6591	0.0406	11	0.0650	TMH***** - 30	2°	15°	0.2165
74520	76520	TM30 E 9" UN	1.181	0.6591	0.0906	10	0.0722	TMH***** - 30	2°	15°	0.2165
74242	76242	TM30 E 8" UN	1.181	0.6591	0.0906	9	0.0812	TMH***** - 30	2°	15°	0.2165
74244	76244	TM30 E 7" UN	1.181	0.6591	0.0906	8	0.0928	TMH***** - 30	2°	15°	0.2165
74245	76245	TM30 E 6" UN-S	1.181	0.6591	0.0906	7	0.1083	TMH***** - 30	2°	15°	0.2165

Thread Mill Inserts TM



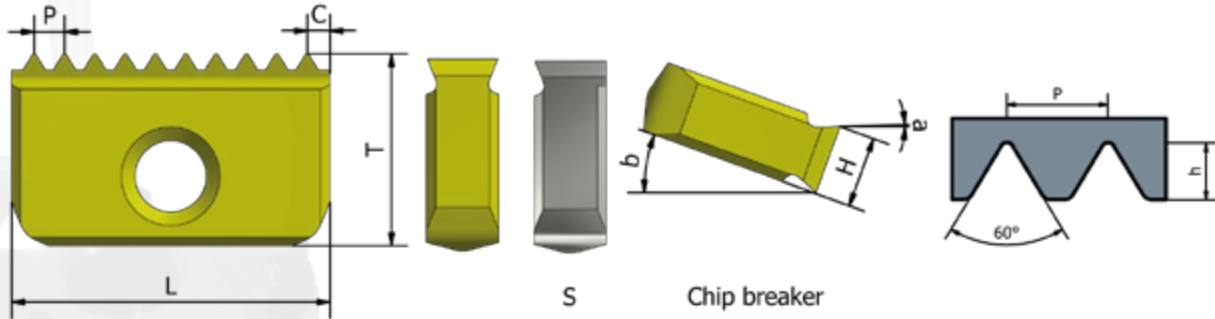
Unified National Standard											
TM - Inserts		External	DIN ISO 5864, ANSI / ASME B1.7								
UN, UNC, UNS, UNF, UNEF - Inch											
EDP Number	Reference	L	T	C	NF	h	Tool holder	a	b	H	
K20C	K27C										
74246	76246	TM30 E 5" UN-S	1.575	0.6591	0.1905	5	0.1299	TMH***** - * - 30	2°	15°	0.2165
74247	76247	TM40 E 18" UN	1.575	0.8209	0.0374	28	0.0361	TMH***** - * - 40	2°	15°	0.2480
74248	76248	TM40 E 16" UN	1.575	0.8209	0.0374	25	0.0406	TMH***** - * - 40	2°	15°	0.2480
74249	76249	TM40 E 14" UN	1.575	0.8209	0.0374	22	0.0464	TMH***** - * - 40	2°	15°	0.2480
74250	76250	TM40 E 12" UN	1.575	0.8209	0.0790	18	0.054	TMH***** - * - 40	2°	15°	0.2480
74251	76251	TM40 E 10" UN	1.575	0.8209	0.087	15	0.0650	TMH***** - * - 40	2°	15°	0.2480
74521	76521	TM40 E 9" UN	1.575	0.8209	0.065	14	0.0722	TMH***** - * - 40	2°	15°	0.2480
74252	76252	TM40 E 8" UN	1.575	0.8209	0.100	12	0.0812	TMH***** - * - 40	2°	15°	0.2480
74253	76253	TM40 E 7" UN	1.575	0.8209	0.073	11	0.0930	TMH***** - * - 40	2°	15°	0.2480
74254	76254	TM40 E 6" UN	1.575	0.8209	0.121	9	0.1083	TMH***** - * - 40	2°	15°	0.2480
74255	76255	TM40 E 5" UN	1.575	0.8209	0.187	7	0.1299	TMH***** - * - 40	2°	15°	0.2480
74256	76256	TM40 E 4.5" UN	1.575	0.8209	0.121	7	0.1443	TMH***** - * - 40	2°	15°	0.2480
74257	76257	TM40 E 4" UN-S	1.575	0.8209	0.162	6	0.1623	TMH***** - * - 40	2°	15°	0.2480
74258	76258	TM 40 E 3.5" UN-S	1.575	0.8209	0.2874	5	0.1771	TMH***** - * - 40	2°	15°	0.2480

Thread Mill Inserts TM



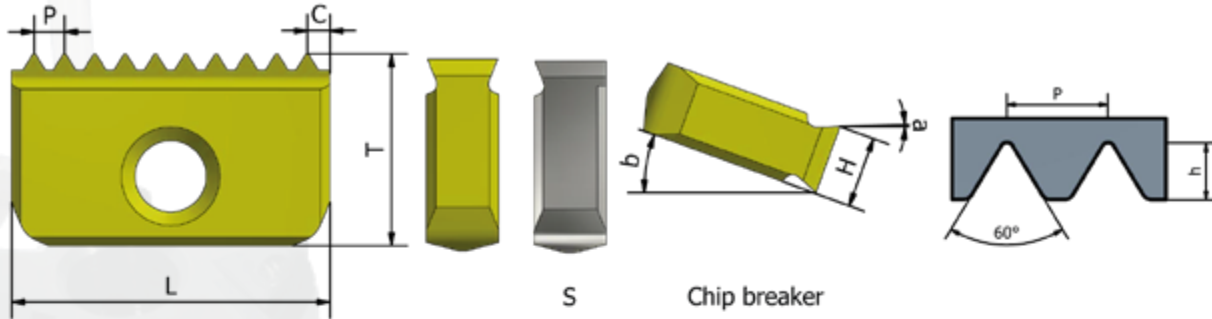
ISO 60° Metric, M		DIN 13, DIN 68, DIN 965-1, NF ISO 965-1									
TM - Inserts		Internal									
ISO - Metric											
EDP Number		Reference	L	T	C	NF	h	Tool holder	a	b	H
K20C	K27C										
74394	76394	TM14 N 0.50 ISO	0.551	0.3118	0.0098	28	0.0116	TMH***** - 14	2°	20°	0.1220
74395	76395	TM14 N 0.60 ISO	0.551	0.3118	0.0157	23	0.0139	TMH***** - 14	2°	20°	0.1220
74396	76396	TM14 N 0.70 ISO	0.551	0.3118	0.0138	20	0.0162	TMH***** - 14	2°	20°	0.1220
74397	76397	TM14 N 0.75 ISO	0.551	0.3118	0.0246	18	0.0173	TMH***** - 14	2°	20°	0.1220
74398	76398	TM14 N 0.80 ISO	0.551	0.3118	0.0236	17	0.0185	TMH***** - 14	2°	20°	0.1220
74400	76400	TM14 N 1.00 ISO	0.551	0.3118	0.0197	14	0.0231	TMH***** - 14	2°	20°	0.1220
74393	76393	TM14 N 1.25 ISO	0.551	0.3118	0.0295	11	0.0289	TMH***** - 14	2°	20°	0.1220
74401	76401	TM14 N 1.50 ISO	0.551	0.3118	0.0394	9	0.0347	TMH***** - 14	2°	20°	0.1220
74402	76402	TM14 N 2.00 ISO-S	0.551	0.3118	0.0394	7	0.0462	TMH***** - 14	2°	20°	0.1220
74399	76399	TM21 N 0.80 ISO	0.827	0.4976	0.0197	26	0.0185	TMH***** - 21	2°	20°	0.1850
74403	76403	TM21 N 1.00 ISO	0.827	0.4976	0.0394	21	0.0231	TMH***** - 21	2°	20°	0.1850
74404	76404	TM21 N 1.25 ISO	0.827	0.4976	0.0197	17	0.0289	TMH***** - 21	2°	20°	0.1850
74405	76405	TM21 N 1.50 ISO	0.827	0.4976	0.0295	14	0.0347	TMH***** - 21	2°	20°	0.1850
74405S	76405S	TM21 N 1.75 ISO	0.827	0.4976	0.0344	12	0.0404	TMH***** - 21	2°	20°	0.1850
74406	76406	TM21 N 2.00 ISO	0.827	0.4976	0.0591	10	0.0462	TMH***** - 21	2°	20°	0.1850
74407	76407	TM21 N 2.50 ISO	0.827	0.4976	0.0689	8	0.0578	TMH***** - 21	2°	20°	0.1850
74408	76408	TM21 N 3.00 ISO	0.827	0.4976	0.0551	7	0.0693	TMH***** - 21	2°	20°	0.1850
74409	76409	TM21 N 3.50 ISO-S	0.827	0.4976	0.0394	6	0.0809	TMH***** - 21	2°	20°	0.1850
74410	76410	TM30 N 1.50 ISO	1.181	0.6591	0.0295	20	0.0347	TMH***** - 30	2°	15°	0.2165
74411	76411	TM30 N 2.00 ISO	1.181	0.6591	0.0295	15	0.0462	TMH***** - 30	2°	15°	0.2165
74412	76412	TM30 N 2.50 ISO	1.181	0.6591	0.0492	12	0.0578	TMH***** - 30	2°	15°	0.2165
74413	76413	TM30 N 3.00 ISO	1.181	0.6591	0.0591	10	0.0693	TMH***** - 30	2°	15°	0.2165
74414	76414	TM30 N 3.50 ISO	1.181	0.6591	0.1083	8	0.0809	TMH***** - 30	2°	15°	0.2165
74415	76415	TM30 N 4.00 ISO-S	1.181	0.6591	0.1181	7	0.0924	TMH***** - 30	2°	15°	0.2165
74416	76416	TM30 N 4.50 ISO-S	1.181	0.6591	0.1476	6	0.1040	TMH***** - 30	2°	15°	0.2165
74417	76417	TM30 N 5.00 ISO-S	1.181	0.6591	0.0984	6	0.1156	TMH***** - 40	2°	15°	0.2165
74418	76418	TM30 N 5.50 ISO-S	1.181	0.6591	0.1575	5	0.1271	TMH***** - 40	2°	15°	0.2165
74423	76423	TM40 N 4.00 ISO	1.575	0.8209	0.0787	10	0.0924	TMH***** - 40	2°	15°	0.2480
74424	76424	TM40 N 4.50 ISO	1.575	0.8209	0.0787	9	0.1040	TMH***** - 40	2°	15°	0.2480
74425	76425	TM40 N 5.00 ISO	1.575	0.8209	0.8209	8	0.1156	TMH***** - 40	2°	15°	0.2480
74426	76426	TM40 N 5.50 ISO	1.575	0.8209	0.1378	7	0.1271	TMH***** - 40	2°	15°	0.2480
74427	76427	TM40 N 6.00 ISO	1.575	0.8209	0.1969	6	0.1387	TMH***** - 40	2°	15°	0.2480

Thread Mill Inserts TM



EDP Number		Reference	L	T	C	NF	h	Tool holder	a	b	H
K20C	K27C										
ISO 60° Metric, M											
TM - Inserts		External	DIN 13, DIN 68, DIN ISO 965-1, NF ISO 965-1								
ISO - Metric											
74496	76496	TM14 E 0.50 ISO	0.551	0.3118	0.0098	28	0.0124	TMH***** - * - 14	2°	20°	0.1220
74497	76497	TM14 E 0.75 ISO	0.551	0.3118	0.0246	18	0.0187	TMH***** - * - 14	2°	20°	0.1220
74498	76498	TM14 E 0.80 ISO	0.551	0.3118	0.0236	17	0.0199	TMH***** - * - 14	2°	20°	0.1220
74500	76500	TM14 E 1.00 ISO	0.551	0.3118	0.0197	14	0.0249	TMH***** - * - 14	2°	20°	0.1220
74501	76501	TM14 E 1.50 ISO	0.551	0.3118	0.0394	9	0.0374	TMH***** - * - 14	2°	20°	0.1220
74502	76502	TM14 E 2.00 ISO-S	0.551	0.3118	0.0394	7	0.0498	TMH***** - * - 14	2°	20°	0.1220
74499	76499	TM21 E 0.80 ISO	0.827	0.4976	0.0197	26	0.0199	TMH***** - * - 21	2°	20°	0.1850
74503	76503	TM21 E 1.00 ISO	0.827	0.4976	0.0394	21	0.0249	TMH***** - * - 21	2°	20°	0.1850
74504	76504	TM21 E 1.50 ISO	0.827	0.4976	0.0295	14	0.0374	TMH***** - * - 21	2°	20°	0.1850
74505	76505	TM21 E 2.00 ISO	0.827	0.4976	0.0591	10	0.0498	TMH***** - * - 21	2°	20°	0.1850
74506	76506	TM21 E 2.50 ISO	0.827	0.4976	0.0689	8	0.0622	TMH***** - * - 21	2°	20°	0.1850
74507	76507	TM21 E 3.00 ISO	0.827	0.4976	0.0551	7	0.0747	TMH***** - * - 21	2°	20°	0.1850
74508	76508	TM21 E 3.50 ISO-S	0.827	0.4976	0.0394	6	0.0872	TMH***** - * - 21	2°	20°	0.1850
74509	76509	TM30 E 1.50 ISO	1.181	0.6591	0.0295	20	0.0374	TMH***** - * - 30	2°	15°	0.2165
74510	76510	TM30 E 2.00 ISO	1.181	0.6591	0.0295	15	0.0498	TMH***** - * - 30	2°	15°	0.2165
74511	76511	TM30 E 2.50 ISO	1.181	0.6591	0.0492	12	0.0622	TMH***** - * - 30	2°	15°	0.2165
74512	76512	TM30 E 3.00 ISO	1.181	0.6591	0.0591	10	0.0747	TMH***** - * - 30	2°	15°	0.2165
74513	76513	TM30 E 3.50 ISO	1.181	0.6591	0.1083	8	0.0872	TMH***** - * - 30	2°	15°	0.2165
74514	76514	TM30 E 4.00 ISO-S	1.181	0.6591	0.1181	7	0.0997	TMH***** - * - 30	2°	15°	0.2165
74515	76515	TM40 E 4.00 ISO	1.575	0.8209	0.0787	10	0.0997	TMH***** - * - 40	2°	15°	0.2480
74516	76516	TM40 E 5.00 ISO	1.575	0.8209	0.0985	8	0.1246	TMH***** - * - 40	2°	15°	0.2480
74517	76517	TM40 E 6.00 ISO	1.575	0.8209	0.1969	6	0.1495	TMH***** - * - 40	2°	15°	0.2480

Thread Mill Inserts TM



Aerospace thread

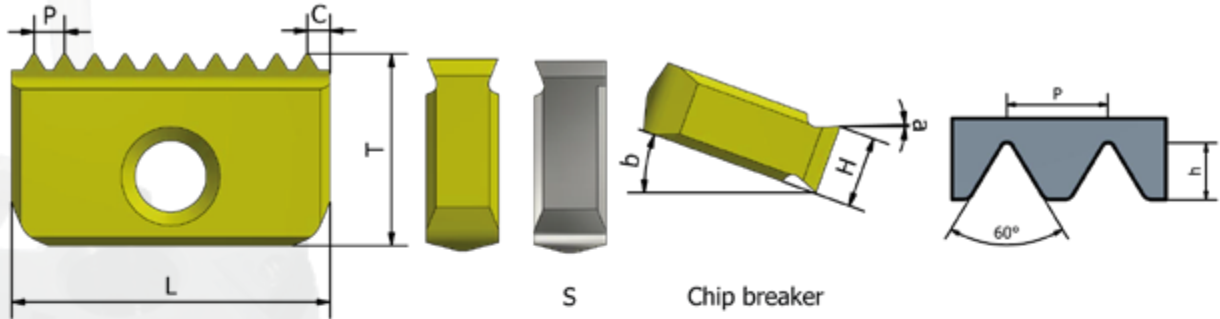
TM - Inserts External DIN ISO 3161
UNJ, UNJC, UNJEF - Inch

EDP Number		Reference	L	T	C	NF	h	Tool holder	a	b	H
K20C	K27C										
74207	76207	TM14 E 20" UNJ	0.551	0.3118	0.0256	11	0.0296	TMH***** - * - 14	2°	20°	0.1220
74209	76209	TM14 E 18" UNJ	0.551	0.3118	0.0534	10	0.0329	TMH***** - * - 14	2°	20°	0.1220
74211	76211	TM14 E 16" UNJ	0.551	0.3118	0.0568	8	0.0370	TMH***** - * - 14	2°	20°	0.1220
74213	76213	TM14 E 14" UNJ	0.551	0.3118	0.0613	7	0.0423	TMH***** - * - 14	2°	20°	0.1220
74216	76216	TM14 E 12" UNJ	0.551	0.3118	0.0673	6	0.0494	TMH***** - * - 14	2°	20°	0.1220
74218	76218	TM21 E 20" UNJ	0.827	0.4976	0.0384	16	0.0296	TMH***** - * - 21	2°	20°	0.1850
74220	76220	TM21 E 18" UNJ	0.827	0.4976	0.0522	14	0.0329	TMH***** - * - 21	2°	20°	0.1850
74222	76222	TM21 E 16" UN	0.827	0.4976	0.0384	13	0.0370	TMH***** - * - 21	2°	20°	0.1850
74224	76224	TM21 E 14" UNJ	0.827	0.4976	0.0562	11	0.0423	TMH***** - * - 21	2°	20°	0.1850
74226	76226	TM21 E 12" UNJ	0.827	0.4976	0.0383	10	0.0494	TMH***** - * - 21	2°	20°	0.1850
74228	76228	TM21 E 10" UNJ	0.827	0.4976	0.0634	8	0.0593	TMH***** - * - 21	2°	20°	0.1850
74231	76231	TM21 E 8" UNJ	0.827	0.4976	0.1009	6	0.0741	TMH***** - * - 24	2°	20°	0.1850
74235	76235	TM30 E 16" UNJ	1.181	0.6591	0.0593	18	0.0370	TMH***** - * - 30	2°	15°	0.2165
74237	76237	TM30 E 14" UNJ	1.181	0.6591	0.0548	16	0.0423	TMH***** - * - 30	2°	15°	0.2165
74239	76239	TM30 E 12" UNJ	1.181	0.6591	0.0489	14	0.0494	TMH***** - * - 30	2°	15°	0.2165
74241	76241	TM30 E 10" UNJ	1.181	0.6591	0.0906	11	0.0593	TMH***** - * - 30	2°	15°	0.2165

UNJ, UNJC, UNJEF - Inch Internal

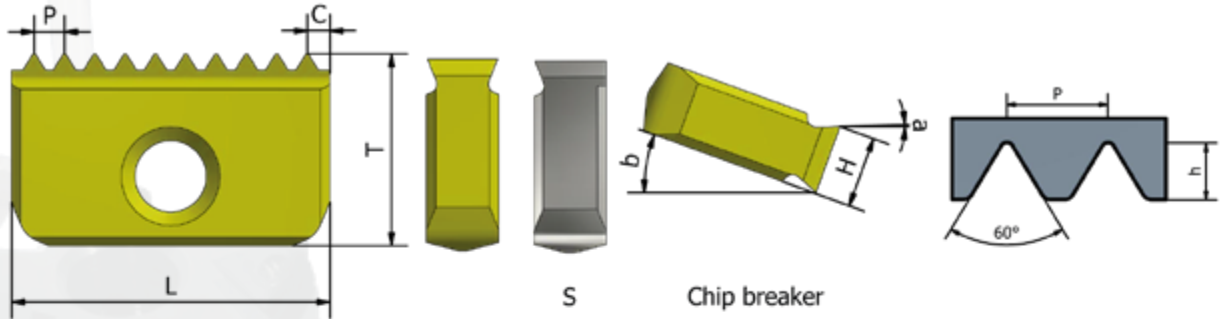
EDP Number		Reference	L	T	C	NF	h	Tool holder	a	b	H
K20C	K27C										
60000	65000	TM14 N 20" UNJ	0.551	0.3118	0.0256	11	0.0262	TMH***** - * - 14	2°	20°	0.1220
60001	65001	TM14 N 18" UNJ	0.551	0.3118	0.0534	10	0.0291	TMH***** - * - 14	2°	20°	0.1220
60002	65002	TM14 N 16" UNJ	0.551	0.3118	0.0568	9	0.0327	TMH***** - * - 14	2°	20°	0.1220
60003	65003	TM14 N 14" UNJ	0.551	0.3118	0.0613	8	0.0374	TMH***** - * - 14	2°	20°	0.1220
60004	65004	TM14 N 12" UNJ	0.551	0.3118	0.0673	6	0.0436	TMH***** - * - 14	2°	20°	0.1220
60005	65005	TM21 N 20" UNJ	0.827	0.4976	0.0384	16	0.0262	TMH***** - * - 21	2°	20°	0.1850
60006	65006	TM21 N 18" UNJ	0.827	0.4976	0.0245	15	0.0291	TMH***** - * - 21	2°	20°	0.1850
60007	65007	TM21 N 16" UNJ	0.827	0.4976	0.0384	13	0.0327	TMH***** - * - 21	2°	20°	0.1850
60008	65008	TM21 N 14" UNJ	0.827	0.4976	0.0562	11	0.0374	TMH***** - * - 21	2°	20°	0.1850

Thread Mill Inserts TM



UNJ, UNJC, UNJEF - Inch		Internal									
EDP Number		Reference	L	T	C	NF	h	Tool holder	a	b	H
K20C	K27C										
60009	65009	TM21 N 12" UNJ	0.827	0.4976	0.0384	10	0.0436	TMH***** - * - 21	2°	20°	0.1850
60010	65010	TM21 N 10" UNJ	0.827	0.4976	0.0634	8	0.0523	TMH***** - * - 21	2°	20°	0.1850
60011	65011	TM21 N 8" UNJ	0.827	0.4976	0.1009	6	0.0654	TMH***** - * - 24	2°	20°	0.1850
60012	65012	TM30 N 16" UNJ	1.181	0.6591	0.0593	19	0.0327	TMH***** - * - 30	2°	15°	0.2165
60013	65013	TM30 N 14" UNJ	1.181	0.6591	0.0548	16	0.0374	TMH***** - * - 30	2°	15°	0.2165
60014	65014	TM30 N 12" UNJ	1.181	0.6591	0.0489	14	0.0436	TMH***** - * - 30	2°	15°	0.2165
60015	65015	TM30 N 10" UNJ	1.181	0.6591	0.0906	11	0.0523	TMH***** - * - 30	2°	15°	0.2165

Thread Mill Inserts TM



Straight Pipe Mechanical, NPSM

TM - Inserts Internal ANSI / ASME B1.20.1
NPSM - Inch

EDP Number K20C K27C	Reference	L	T	C	NF	h	Tool holder	a	b	H
74318 76318	TM14 N 18" NPSM	0.551	0.3118	0.0534	9	0.0301	TMH***** - * - 14	2°	20°	0.1221
74319 76319	TM14 N 14" NPSM	0.551	0.3118	0.0256	8	0.0387	TMH***** - * - 14	2°	20°	0.1221
74321 76321	TM21 N 14" NPSM	0.827	0.4976	0.0562	11	0.0387	TMH***** - * - 21	2°	20°	0.1850
74322 76322	TM21 N 11.5" NPSM	0.827	0.4976	0.0656	9	0.0470	TMH***** - * - 21	2°	20°	0.1850
74323 76323	TM30 N 11.5" NPSM	1.181	0.6591	0.0688	13	0.0470	TMH***** - * - 30	2°	15°	0.2165
74324 76324	TM30 N 8" NPSM	1.181	0.6591	0.0906	9	0.0676	TMH***** - * - 30	2°	15°	0.2165

Straight Pipe Mechanical, NPSM

TM - Inserts External ANSI / ASME B1.20.1
NPSM - Inch

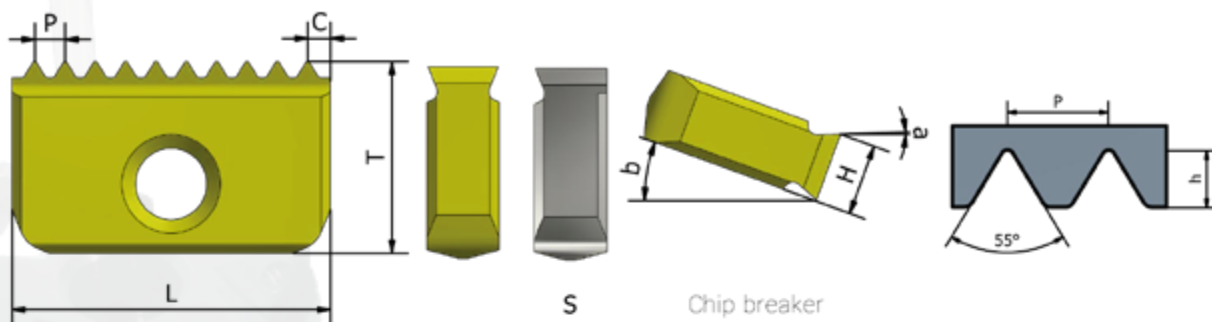
EDP Number K20C K27C	Reference	L	T	C	NF	h	Tool holder	a	b	H
74325 76325	TM14 E 18" NPSM	0.551	0.3118	0.0534	9	0.0361	TMH***** - * - 14	2°	20°	0.1221
74326 76326	TM14 E 14" NPSM	0.551	0.3118	0.0256	8	0.0464	TMH***** - * - 14	2°	20°	0.1221
74328 76328	TM21 E 14" NPSM	0.827	0.4976	0.0562	11	0.0464	TMH***** - * - 21	2°	20°	0.1850
74329 76329	TM21 E 11.5" NPSM	0.827	0.4976	0.0656	9	0.0565	TMH***** - * - 21	2°	20°	0.1850
74330 76330	TM30 E 11.5" NPSM	1.181	0.6591	0.0688	13	0.0565	TMH***** - * - 30	2°	15°	0.2165
74331 76331	TM30 E 8" NPSM	1.181	0.6591	0.0906	9	0.0812	TMH***** - * - 30	2°	15°	0.2165

Straight Pipe Dryseal, NPSF - NPSI

TM - Inserts Internal / External ANSI / ASME B1.20.1
NPSM, NPSI - Inch

EDP Number K20C K27C	Reference	L	T	C	NF	h	Tool holder	a	b	H
74332 76332	TM14 NE 18" NPSF	0.551	0.3118	0.0256	10	0.0395	TMH***** - * - 14	2°	20°	0.1221
74333 76333	TM14 NE 14" NPSF	0.551	0.3118	0.0613	7	0.0532	TMH***** - * - 14	2°	20°	0.1221
74335 76335	TM21 NE 14" NPSF	0.827	0.4976	0.0562	11	0.0532	TMH***** - * - 21	2°	20°	0.1850
74336 76336	TM21 NE 11.5" NPSF	0.827	0.4976	0.0656	9	0.0644	TMH***** - * - 21	2°	20°	0.1850
74337 76337	TM30 NE 11.5" NPSF	1.181	0.6591	0.0688	13	0.0644	TMH***** - * - 30	2°	15°	0.2165
74338 76338	TM30 NE 8" NPSF	1.181	0.6591	0.0906	9	0.0963	TMH***** - * - 30	2°	15°	0.2165

Thread Mill Inserts TM



British Straight Pipe - Inch

TM - Inserts

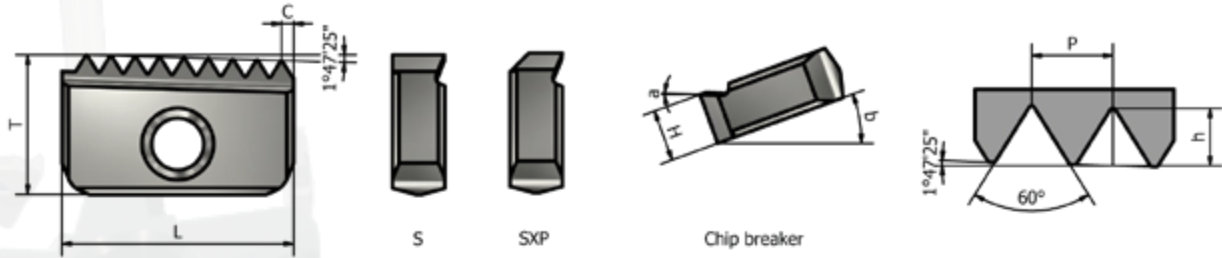
Internal / External

DIN ISO 228-1

W (BSW), BSP, G, Rp, BSF

EDP Number		Reference	L	T	C	NF	h	Tool holder	a	b	H
K20C	K27C										
74341	76341	TM14 NE 19" BSP	0.551	0.3118	0.0387	10	0.0337	TMH*****-14	2°	20°	0.1221
74342	76342	TM14 NE 14" BSP	0.551	0.3118	0.0256	8	0.0457	TMH*****-14	2°	20°	0.1221
74344	76344	TM21 NE 14" BSP	0.827	0.4976	0.0562	11	0.0457	TMH*****-21	2°	20°	0.1850
74345	76345	TM21 NE 11" BSP	0.827	0.4976	0.0497	9	0.0582	TMH*****-17	2°	20°	0.1850
74347	76347	TM30 NE 14" BSP	1.181	0.6591	0.0548	16	0.0457	TMH*****-18	2°	15°	0.2165
74346	76346	TM30 NE 11" BSP	1.181	0.6591	0.0451	13	0.0582	TMH*****-19	2°	15°	0.2165
74348	76348	TM40 NE 11" BSP	1.575	0.8209	0.0601	17	0.0582	TMH*****-20	2°	15°	0.2480

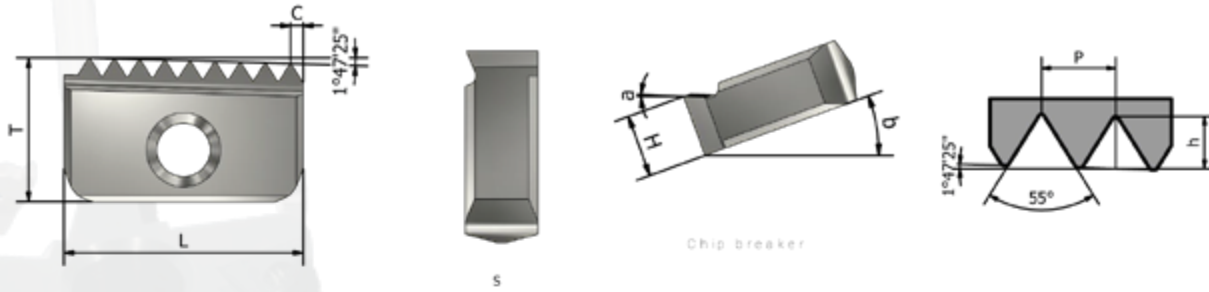
Thread Mill Inserts TM



National Pipe Taper, NPT											
TM - Inserts		Internal / External		NF E 29-684, ANSI / ASME B1.20.1							
NPT - Inch											
EDP Number		Reference	L	T	C	NF	h	Tool holder	a	b	H
K20C	K27C										
74360	76360	TM14 NE 18" NPT-SXP	0.551	0.3118	0.0278	10	0.0414	TMH***** - * - 14	2°	20°	0.1221
74361	76361	TM14 NE 14" NPT-SXP	0.551	0.3118	0.0357	7	0.0539	TMH***** - * - 14	2°	20°	0.1221
74302	76302	TM21 NE 18" NPT-S	0.827	0.4976	0.0278	14	0.0414	TMH***** - * - 21	2°	20°	0.1850
74362	76362	TM21 NE 14" NPT-SXP	0.827	0.4976	0.0357	11	0.0539	TMH***** - * - 21	2°	20°	0.1850
74304	76304	TM21 NE 11.5" NPT-S	0.827	0.4976	0.0435	9	0.0661	TMH***** - * - 21	2°	20°	0.1850
74305	76305	TM30 NE 11.5" NPT-S	1.181	0.6591	0.0435	13	0.0661	TMH***** - * - 30	2°	15°	0.2165
74306	76306	TM30 NE 8" NPT-S	1.181	0.6591	0.0625	9	0.0964	TMH***** - * - 30	2°	15°	0.2165
74307	76307	TM40 NE 11.5" NPT-S	1.575	0.8209	0.0435	18	0.0661	TMH***** - * - 40	2°	15°	0.2480
74308	76308	TM40 NE 8" NPT-S	1.575	0.8209	0.0625	12	0.0964	TMH***** - * - 40	2°	15°	0.2480

National Pipe Taper, NPTF											
TM - Inserts		Internal / External		ASME B1.20.3							
NPTF (Dryseal Pipe Thread)											
EDP Number		Reference	L	T	C	NF	h	Tool holder	a	b	H
K20C	K27C										
74363	76363	TM14 NE 18" NPTF-SXP	0.551	0.3118	0.0278	10	0.0394	TMH***** - * - 14	2°	20°	0.1221
74364	76364	TM14 NE 14" NPTF-SXP	0.551	0.3118	0.0357	7	0.0532	TMH***** - * - 14	2°	20°	0.1221
74311	76311	TM21 NE 18" NPTF-S	0.827	0.4976	0.0278	14	0.0394	TMH***** - * - 21	2°	20°	0.1850
74365	76365	TM21 NE 14" NPTF-SXP	0.827	0.4976	0.0357	11	0.0532	TMH***** - * - 21	2°	20°	0.1850
74313	76313	TM21 NE 11.5" NPTF-S	0.827	0.4976	0.0435	9	0.0644	TMH***** - * - 21	2°	20°	0.1850
74314	76314	TM30 NE 11.5" NPTF-S	1.181	0.6591	0.0435	13	0.0644	TMH***** - * - 30	2°	15°	0.2165
74315	76315	TM30 NE 8" NPTF-S	1.181	0.6591	0.0625	9	0.0940	TMH***** - * - 30	2°	15°	0.2165
74316	76316	TM40 NE 11.5" NPTF-S	1.575	0.8209	0.0435	18	0.0644	TMH***** - * - 40	2°	15°	0.2480
74317	76317	TM40 NE 8" NPTF-S	1.575	0.8209	0.0625	12	0.0940	TMH***** - * - 40	2°	15°	0.2480



Thread Mill Inserts TM



EDP Number		Reference	L	T	C	NF	h	Tool holder	a	b	H
K20C	K27C										
British Pipe Taper, BSPT, R,											
TM - Inserts		Internal / External		DIN ISO 7-1, DIN 3858, NF E 03-004							
BSPT, R- Inch											
74366	76366	TM14 NE 19" BSPT-S	0.551	0.3118	0.0263	10	0.0337	TMH*****-14	2°	20°	0.1221
74349	76349	TM14 NE 14" BSPT-S	0.551	0.3118	0.0357	7	0.0457	TMH*****-14	2°	20°	0.1221
74350	76350	TM21 NE 14" BSPT-S	0.827	0.4976	0.0357	11	0.0457	TMH*****-21	2°	20°	0.1850
74351	76351	TM21 NE 11" BSPT-S	0.827	0.4976	0.0454	9	0.0582	TMH*****-17	2°	20°	0.1850
74600	76600	TM30 NE 14" BSPT-S	1.181	0.6591	0.0357	16	0.0457	TMH*****-18	2°	15°	0.2165
74352	76352	TM30 NE 11" BSPT-S	1.181	0.6591	0.0454	13	0.0582	TMH*****-19	2°	15°	0.2165
74353	76353	TM40 NE 11" BSPT-S	1.575	0.8209	0.0454	17	0.0582	TMH*****-20	2°	15°	0.2480

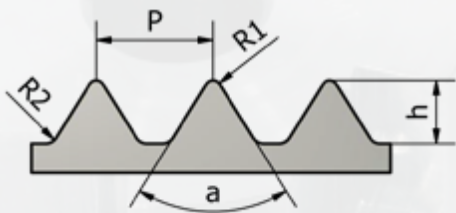
Thread Mill Inserts TM

On Request



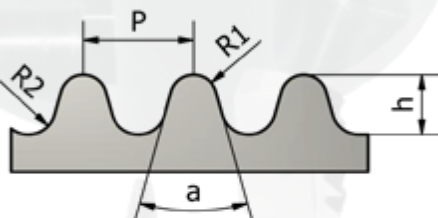
S

SXP



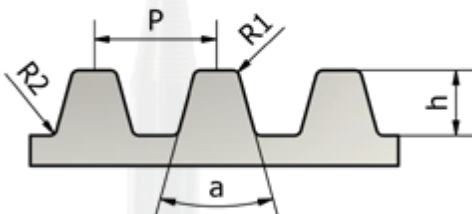
L (mm)
h (mm)
R2 (mm)

P (mm)
R1 (mm)
α =



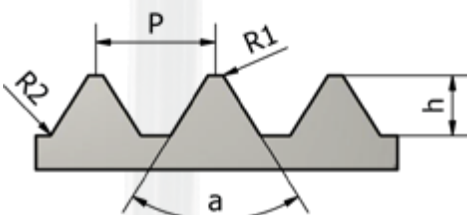
L (mm)
h (mm)
R2 (mm)

P (mm)
R1 (mm)
α =



L (mm)
h (mm)
R2 (mm)

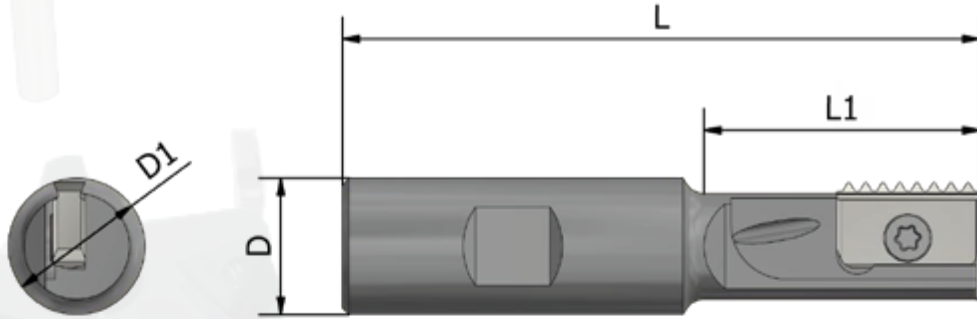
P (mm)
R1 (mm)
α =



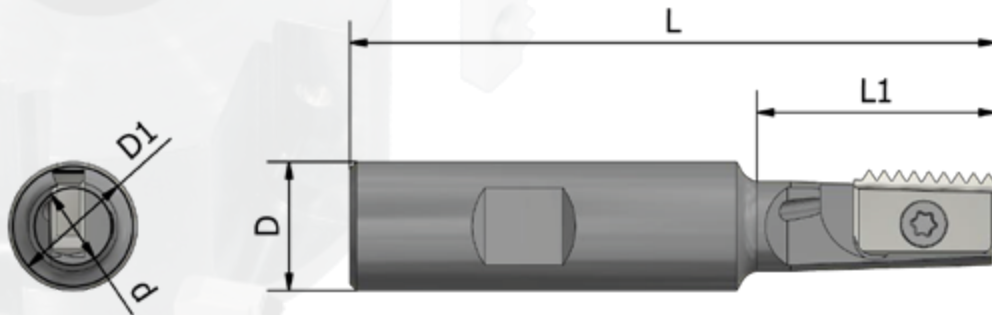
L (mm)
h (mm)
R2 (mm)

P (mm)
R1 (mm)
α =

Single Flute Holders




EDP number	Insert	Reference	L	L1	D	D1	Z	Int min \varnothing
72100	TM14	TMH0075-50-14	3.000	0.800	0.750	0.500	1	0.530
72101	TM14	TMH0075-50-14 HM	3.350	1.000	0.750	0.500	1	0.530
72123	TM14	TMH0075-54-14	3.390	0.880	0.750	0.540	1	0.630
72124	TM14	TMH0075-57-14	3.390	1.000	0.750	0.570	1	0.670
72102	TM14	TMH0075-67-14	3.390	1.180	0.750	0.670	1	0.750
72104	TM21	TMH0075-75-21	3.750	1.575	0.750	0.750	1	0.840
72115	TM21	TMH0075-88-21	3.750	1.575	0.750	0.880	1	1.000
72107	TM30	TMH0100-114-30	4.370	1.968	1.000	1.140	1	1.350
72112	TM40	TMH0150-173-40	6.000	3.070	1.500	1.730	1	2.050



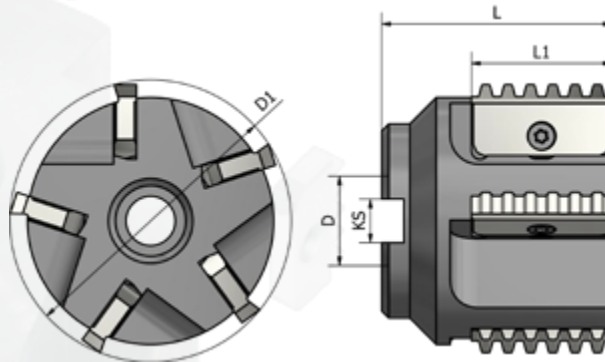
EDP number	Insert	Reference	L	L1	D	D1	Z	Threading
72120	TM14	TMH0075-45-14 T	3.390	1.000	0.750	0.450	1	3/8-18" NPT/19" BSPT
72121	TM14	TMH0075-54-14 T	3.390	1.250	0.750	0.540	1	1/2-14" NPT/BSPT
72122	TM21	TMH0075-70-21 T	3.750	1.375	0.750	0.700	1	3/4-14" NPT/BSPT

Two Flutes Holders



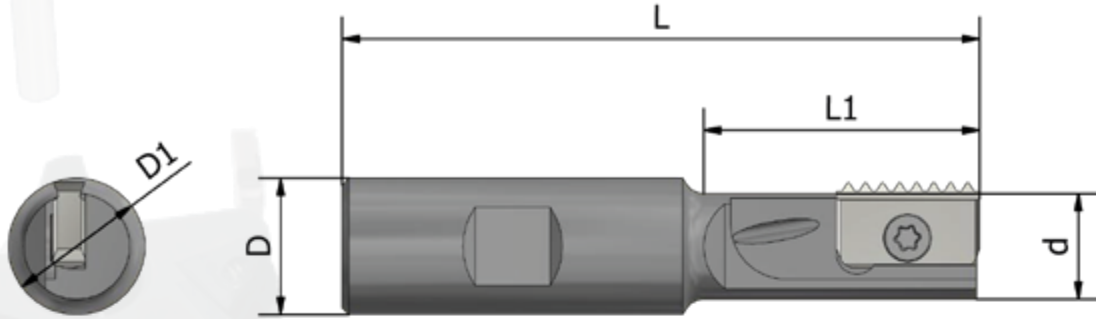
EDP number	Insert	Reference	L	L1	D	D1	Z	Int min \varnothing
72103	TM14	TMH0075-79-2-14	3.750	1.630	0.750	0.790	2	0.920
72106	TM21	TMH0100-118-2-21	4.250	2.000	1.000	1.180	2	1.350
72109	TM30	TMH0125-158-2-30	5.120	2.850	1.250	1.580	2	1.850
72113	TM40	TMH0150-197-2-40	6.000	3.250	1.500	1.970	2	2.350

Five Flutes Holders




EDP number	Insert	Reference	L	D	D1	Z	Int min \varnothing
72110	TM30	TMH0075-248-5-30	1.968	0.750	2.480	5	2.750
72111	TM30	TMH0100-315-5-30	2.165	1.000	3.150	5	3.500
72114	TM40	TMH0100-315-5-40	2.360	1.000	3.150	5	3.500

Long Holders



EDP number	Insert	Reference	L	L1	D	D1	Z	Int min ϕ
72118	TM21	TMH0075-095-1-21 L	4.921	2.7559	0.750	0.947	1	1.120
72119	TM30	TMH0100-119-1-30 L	5.906	3.5433	1.000	1.197	1	1.350
72126	TM30	TMH0125-144-1-30 L	5.906	3.5433	1.250	1.446	1	1.700
72127	TM40	TMH0150-169-1-40 L	8.268	8.268	1.500	1.890	1	1.900

Spare Parts



Spare parts			
EDP Nr. Screw	Insert	Wrench	Screw
73102	TM14	T7	M2.5x6
73103	TM21	T20	M4x10
73104	TM30	T20	M5x12
73104	TM40	T20	M5x12

Lathe Tools - Triangular Threading Inserts

References



L
Theoretical
Insert Length

ER
External right
hand

Pitch (mm, Inch)

Norm

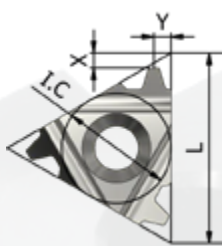
Number of
teeth

CM
Upon request for
specific applications,
special grades (ce-
ramic - metal)

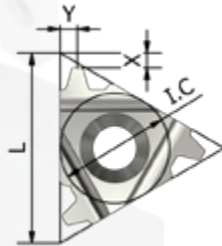
EL
External left hand

NR
Internal right hand

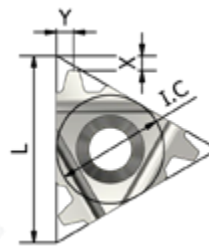
NL
Internal left hand



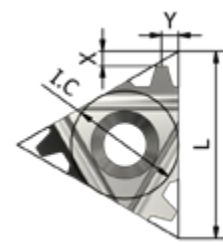
Internal right (NR)



Internal left (NL)



External right (ER)



External left (EL)

IC
Inscribed circle
insert

X
Vertical reference of
the profil position

Y
Horizontal reference
of the profil position

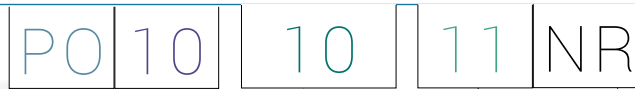
EDP Number		IC	L	Right		Left		X mm	Y mm	a	b	H mm	Anvil	Anvil	Tool holder	Tool holder
Right hand K27C	Left hand K27C			Right	Left											
65158	65175	1/4" - 6.35mm	11	11NR 72" UN	11NL 72" UN	0.80	0.30	2°	15°	3.00	----	----	PO**_**-11NR	PO**_**-11NL		

Cutting conditions

Please see cutting conditions for triangular threading inserts under <http://catalogue.xactform.com/gt#page/1>

Lathe Tools - Triangular Threading Inserts Holders

References



PO
Triangular
insert tool
holder

Section (ext.
holder) / Diameter
(int. holder)

Insert Position
(est. holder) / D1
(int. Holder)

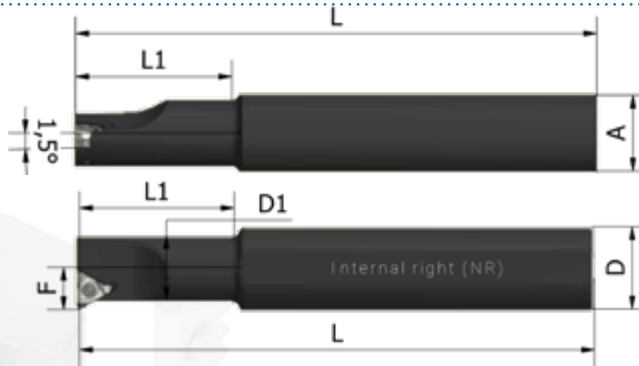
Pocket size

ER
External right hand

EL
External left hand

NR
Internal right hand

NL
Internal left hand



A
Height of the internal
tool holder

F
Insert position

EDP Number		Tool holder right	Insert	Anvil	Tool holder left	Insert	Anvil	Ⓐ	L	L1	D	D1	Ⓕ	Kern Ø min.
Right hand	Left hand							mm	mm	mm	mm	mm	mm	mm
20019	25019	PO 10-10-11NR	2-1/4-11NR	----	PO 10-10-11NL	2-1/4-11NL	----	9	100	---	10	10	7.4	13 mm

Triangular Threading Inserts

NORM

page

UN ISO BSP BSPT RD NPT NPTF SAEGE AMBUT TR ACME STACME UNJ MJ APIRD API 60° 55° NIHS VAM APIBUT



I	✓	✓	✓	✓	✓	✓	✓	✓	✓	✓	✓	✓	✓	✓	✓	✓	✓	✓	✓	0	0
E	✓	✓	✓	✓	✓	✓	✓	✓	✓	✓	✓	✓	✓	✓	✓	✓	✓	✓	✓	0	0

89-121



I	✓	✓	✓	0		✓	0							0	0	✓					
E	✓	✓	✓	0		✓	0							0	0	✓					

124-129



I	✓	✓	✓		0			✓	✓	✓	✓	✓	✓				✓	✓			
E	✓	✓	✓		0			✓	✓	✓	✓	✓	✓				✓	✓			

90-121



I	0	0	0	0	0	0	0	0	0	0	0	0	0	0	0	0	0	0	0	0	0
E	0	0	0	0	0	0	0	0	0	0	0	0	0	0	0	0	0	0	0	0	0

130

On request

129-130

0 On request ✓ Standard I Internal E External

Triangular Insert Tool Holders

Internal Tool Holder



Page 131

External Tool Hoder



Page 132

Internal Tool Holder




Page 131

External Tool Holder



Page 132

Vertical Tool Holder



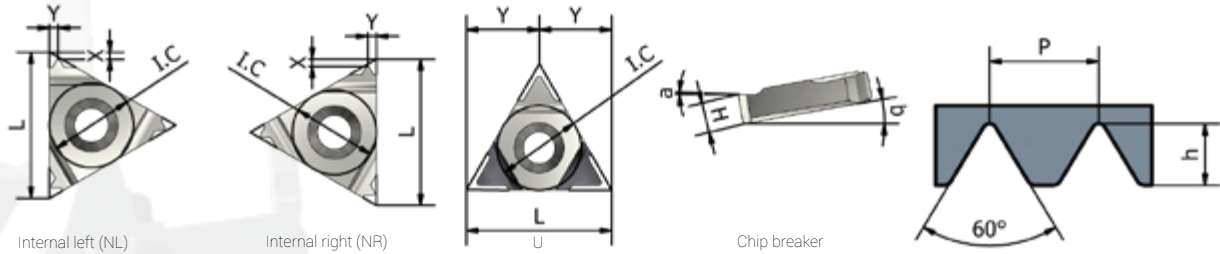


		Balinit A - TiN	Futura nano - TiALN	ALNOVA	TISINOS
		K20C	K27C	K27L	K27TS
P	Steel	✓✓	✓	✓✓	✓
M	Stainless steel	✓	✓	✓	✓
K	Cast iron	✓	✓✓	✓✓	
S	Alloyed material Nickel based > 30HRc, Inconel, Titanium	✓	✓✓	✓✓	✓
N	Aluminium - Brass -Copper - Non ferrous		✓✓	✓✓	✓✓
H	Hardened steel		✓	✓✓	✓✓

✓ Recommended coating

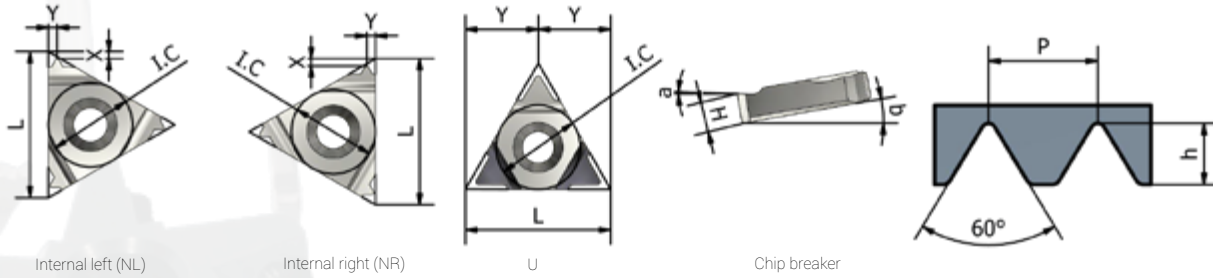
✓✓ Highly recommended coating

Triangular Threading Inserts



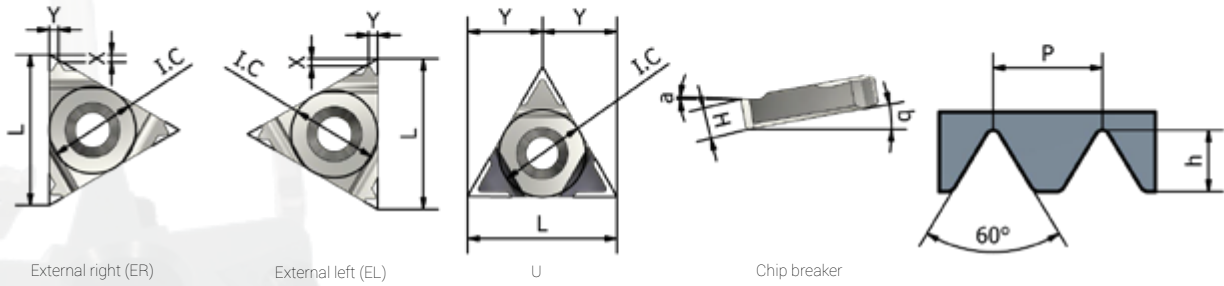
Unified National 60° Inch														
Triangular threading inserts														
Internal														
DIN ISO 5864. ANSI / ASME B1.7														
UN, UNC, UNS, UNF, UNEF														
EDP Number		IC	L	Right	Left	X	Y	a	b	H	Anvil	Anvil	Tool holder	Tool holder
Right hand	Left hand													
K27C	K27C					mm	mm			mm				
65158	65175	1/4" - 6.35mm	11	11NR 72" UN	11NL 72" UN	0.80	0.30	2°	15°	3.00	----	----	PO**_**-11NR	PO**_**-11NL
65159	65176	1/4" - 6.35mm	11	11NR 64" UN	11NL 64" UN	0.80	0.40	2°	15°	3.00	----	----	PO**_**-11NR	PO**_**-11NL
65160	65177	1/4" - 6.35mm	11	11NR 56" UN	11NL 56" UN	0.70	0.40	2°	15°	3.00	----	----	PO**_**-11NR	PO**_**-11NL
65161	65178	1/4" - 6.35 mm	11	11NR 48" UN	11NL 48" UN	0.60	0.60	2°	15°	3.00	----	----	PO**_**-11NR	PO**_**-11NL
65162	65179	1/4" - 6.35 mm	11	11NR 44" UN	11NL 44" UN	0.60	0.60	2°	15°	3.00	----	----	PO**_**-11NR	PO**_**-11NL
91286	91454	1/4" - 6.35 mm	11	11NR 40" UN	11NL 40" UN	0.60	0.60	2°	15°	3.00	----	----	PO**_**-11NR	PO**_**-11NL
91289	91457	1/4" - 6.35 mm	11	11NR 36" UN	11NL 36" UN	0.60	0.60	2°	15°	3.00	----	----	PO**_**-11NR	PO**_**-11NL
91292	91460	1/4" - 6.35 mm	11	11NR 32" UN	11NL 32" UN	0.60	0.60	2°	15°	3.00	----	----	PO**_**-11NR	PO**_**-11NL
91295	91463	1/4" - 6.35 mm	11	11NR 28" UN	11NL 28" UN	0.60	0.70	2°	15°	3.00	----	----	PO**_**-11NR	PO**_**-11NL
65163	65184	1/4" - 6.35 mm	11	11NR 27" UN	11NL 27" UN	0.70	0.80	2°	15°	3.00	----	----	PO**_**-11NR	PO**_**-11NL
91298	91466	1/4" - 6.35 mm	11	11NR 24" UN	11NL 24" UN	0.70	0.80	2°	15°	3.00	----	----	PO**_**-11NR	PO**_**-11NL
91301	65186	1/4" - 6.35 mm	11	11NR 20" UN	11NL 20" UN	0.80	0.90	2°	15°	3.00	----	----	PO**_**-11NR	PO**_**-11NL
91304	91472	1/4" - 6.35 mm	11	11NR 18" UN	11NL 18" UN	0.80	1.00	2°	15°	3.00	----	----	PO**_**-11NR	PO**_**-11NL
91307	91475	1/4" - 6.35 mm	11	11NR 16" UN	11NL 16" UN	0.90	1.10	2°	15°	3.00	----	----	PO**_**-11NR	PO**_**-11NL
91310	91478	1/4" - 6.35 mm	11	11NR 14" UN	11NL 14" UN	0.90	1.10	2°	15°	3.00	----	----	PO**_**-11NR	PO**_**-11NL
65164	65190	3/8" - 9.525 mm	16	16NR 72" UN	16NL 72" UN	0.80	0.30	2°	15°	3.40	YI3	YE3	PO**_**-16NR	PO**_**-16NL
65165	65191	3/8" - 9.525 mm	16	16NR 64" UN	16NL 64" UN	0.80	0.40	2°	15°	3.40	YI3	YE3	PO**_**-16NR	PO**_**-16NL
65166	65192	3/8" - 9.525 mm	16	16NR 56" UN	16NL 56" UN	0.70	0.40	2°	15°	3.40	YI3	YE3	PO**_**-16NR	PO**_**-16NL
65167	65193	3/8" - 9.525 mm	16	16NR 48" UN	16NL 48" UN	0.60	0.60	2°	15°	3.40	YI3	YE3	PO**_**-16NR	PO**_**-16NL
65168	65194	3/8" - 9.525 mm	16	16NR 44" UN	16NL 44" UN	0.60	0.60	2°	15°	3.40	YI3	YE3	PO**_**-16NR	PO**_**-16NL
91313	91481	3/8" - 9.525 mm	16	16NR 40" UN	16NL 40" UN	0.60	0.60	2°	15°	3.40	YI3	YE3	PO**_**-16NR	PO**_**-16NL
91316	91484	3/8" - 9.525 mm	16	16NR 36" UN	16NL 36" UN	0.60	0.60	2°	15°	3.40	YI3	YE3	PO**_**-16NR	PO**_**-16NL
91319	91487	3/8" - 9.525 mm	16	16NR 32" UN	16NL 32" UN	0.60	0.60	2°	15°	3.40	YI3	YE3	PO**_**-16NR	PO**_**-16NL
91322	91490	3/8" - 9.525 mm	16	16NR 28" UN	16NL 28" UN	0.60	0.70	2°	15°	3.40	YI3	YE3	PO**_**-16NR	PO**_**-16NL
91325	91493	3/8" - 9.525 mm	16	16NR 27" UN	16NL 27" UN	0.70	0.80	2°	15°	3.40	YI3	YE3	PO**_**-16NR	PO**_**-16NL
91328	91496	3/8" - 9.525 mm	16	16NR 24" UN	16NL 24" UN	0.70	0.80	2°	15°	3.40	YI3	YE3	PO**_**-16NR	PO**_**-16NL
91331	91499	3/8" - 9.525 mm	16	16NR 20" UN	16NL 20" UN	0.80	0.90	2°	15°	3.40	YI3	YE3	PO**_**-16NR	PO**_**-16NL

Triangular Threading Inserts



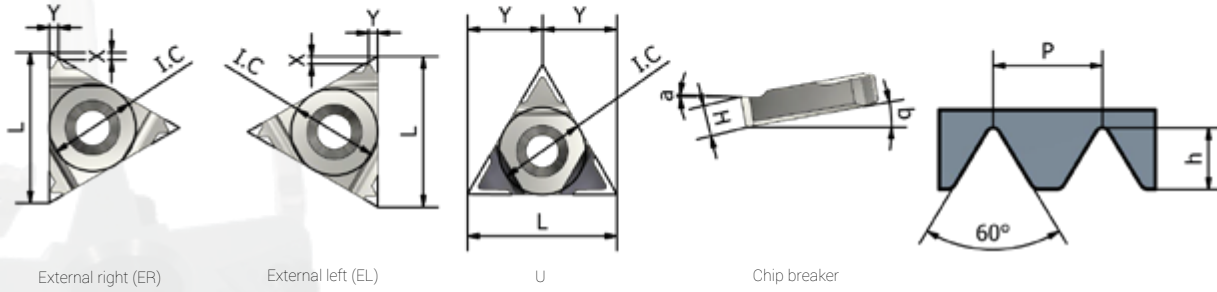
EDP Number		IC	L	Internal		X mm	Y mm	a	b	H mm	Anvil	Anvil	Tool holder	Tool holder
Right hand K27C	Left hand K27C			Right	Left									
91334	91502	3/8" - 9.525 mm	16	16NR 18" UN	16NL 18" UN	0.80	1.00	2°	15°	3.40	YI3	YE3	PO***-16NR	PO***-16NL
91337	91505	3/8" - 9.525 mm	16	16NR 16" UN	16NL 16" UN	0.90	1.10	2°	15°	3.40	YI3	YE3	PO***-16NR	PO***-16NL
91340	91508	3/8" - 9.525 mm	16	16NR 14" UN	16NL 14" UN	0.90	1.20	2°	15°	3.40	YI3	YE3	PO***-16NR	PO***-16NL
91343	91511	3/8" - 9.525 mm	16	16NR 13" UN	16NL 13" UN	1.00	1.30	2°	15°	3.40	YI3	YE3	PO***-16NR	PO***-16NL
91346	91514	3/8" - 9.525 mm	16	16NR 12" UN	16NL 12" UN	1.10	1.40	2°	15°	3.40	YI3	YE3	PO***-16NR	PO***-16NL
65169	65207	3/8" - 9.525 mm	16	16NR 11.5" UN	16NL 11.5" UN	1.10	1.50	2°	15°	3.40	YI3	YE3	PO***-16NR	PO***-16NL
91349	91517	3/8" - 9.525 mm	16	16NR 11" UN	16NL 11" UN	1.10	1.50	2°	15°	3.40	YI3	YE3	PO***-16NR	PO***-16NL
91352	91520	3/8" - 9.525 mm	16	16NR 10" UN	16NL 10" UN	1.10	1.50	2°	15°	3.40	YI3	YE3	PO***-16NR	PO***-16NL
91355	91523	3/8" - 9.525 mm	16	16NR 9" UN	16NL 9" UN	1.20	1.70	2°	15°	3.40	YI3	YE3	PO***-16NR	PO***-16NL
91358	91526	3/8" - 9.525 mm	16	16NR 8" UN	16NL 8" UN	1.10	1.50	2°	15°	3.40	YI3	YE3	PO***-16NR	PO***-16NL
91361	91529	1/2" - 12.70 mm	22	22NR 7" UN	22NL 7" UN	1.60	2.30	2°	15°	4.60	YI4	YE4	PO***-22NR	PO***-22NL
91364	91352	1/2" - 12.70 mm	22	22NR 6" UN	22NL 6" UN	1.60	2.30	2°	15°	4.60	YI4	YE4	PO***-22NR	PO***-22NL
91367	91535	1/2" - 12.70 mm	22	22NR 5" UN	22NL 5" UN	1.60	2.30	2°	15°	4.60	YI4	YE4	PO***-22NR	PO***-22NL
65170	62515	5/8" - 15.875 mm	27	27NR 4.5" UN	27NL 4.5" UN	1.70	2.40	2°	15°	6.20	YI5	YE5	PO***-27NR	PO***-27NL
65171	65216	5/8" - 15.875 mm	27	27NR 4" UN	27NL 4" UN	1.80	2.70	2°	15°	6.20	YI5	YE5	PO***-27NR	PO***-27NL
65217	65217	1/2" U- 12.70mm	22	22UNR-L 4.5" UN		2.40	11.00	2°	10°	4.60	YI4U	YE4U	PO***-22UNR	PO***-22UNL
65218	65218	1/2" U- 12.70mm	22	22UNR-L 4" UN		2.40	11.00	2°	10°	4.60	YI4U	YE4U	PO***-22UNR	PO***-22UNL
65219	65219	5/8" U- 15.875mm	27	27UNR-L 3" UN		2.70	13.50	2°	10°	6.20	YI5U	YE5U	PO***-27UNR	PO***-27UNL

Triangular Threading Inserts



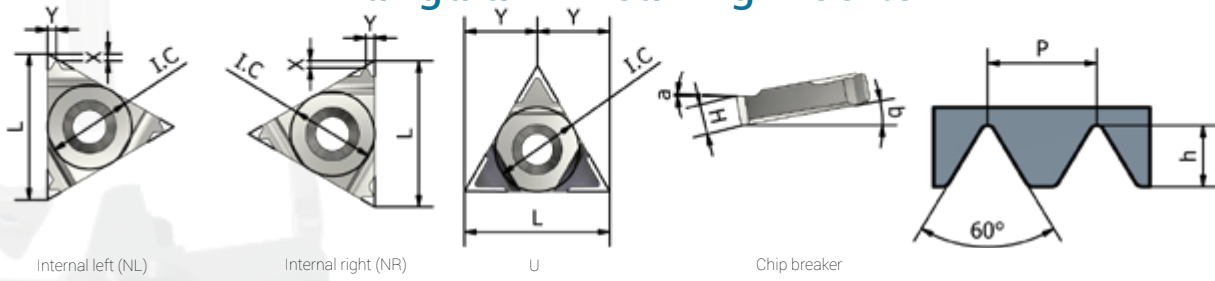
Unified National 60° Inch														
Triangular threading inserts														
External														
DIN ISO 5864. ANSI / ASME B1.7														
UN, UNC, UNS, UNF, UNEF														
EDP Number		IC	L	Right	Left	x mm	y mm	a	b	H mm	Anvil	Anvil	Tool holder	Tool holder
Right hand	Left hand													
K27C	K27C													
65220	65237	1/4" - 6.35mm	11	11ER 72" UN	11EL 72" UN	0.80	0.40	2°	15°	3.00	----	----	PO**.**-11ER	PO**.**-11EL
65221	65238	1/4" - 6.35mm	11	11ER 64" UN	11EL 64" UN	0.80	0.40	2°	15°	3.00	----	----	PO**.**-11ER	PO**.**-11EL
65222	65239	1/4" - 6.35mm	11	11ER 56" UN	11EL 56" UN	0.70	0.40	2°	15°	3.00	----	----	PO**.**-11ER	PO**.**-11EL
65223	65240	1/4" - 6.35 mm	11	11ER 48" UN	11EL 48" UN	0.60	0.60	2°	15°	3.00	----	----	PO**.**-11ER	PO**.**-11EL
65224	65241	1/4" - 6.35 mm	11	11ER 44" UN	11EL 44" UN	0.60	0.60	2°	15°	3.00	----	----	PO**.**-11ER	PO**.**-11EL
91202	91370	1/4" - 6.35 mm	11	11ER 40" UN	11EL 40" UN	0.60	0.60	2°	15°	3.00	----	----	PO**.**-11ER	PO**.**-11EL
91205	91373	1/4" - 6.35 mm	11	11ER 36" UN	11EL 36" UN	0.60	0.60	2°	15°	3.00	----	----	PO**.**-11ER	PO**.**-11EL
91208	91376	1/4" - 6.35 mm	11	11ER 32" UN	11EL 32" UN	0.60	0.60	2°	15°	3.00	----	----	PO**.**-11ER	PO**.**-11EL
91211	91379	1/4" - 6.35 mm	11	11ER 28" UN	11EL 28" UN	0.60	0.70	2°	15°	3.00	----	----	PO**.**-11ER	PO**.**-11EL
65225	65246	1/4" - 6.35 mm	11	11ER 27" UN	11EL 27" UN	0.70	0.80	2°	15°	3.00	----	----	PO**.**-11ER	PO**.**-11EL
91214	91382	1/4" - 6.35 mm	11	11ER 24" UN	11EL 24" UN	0.70	0.80	2°	15°	3.00	----	----	PO**.**-11ER	PO**.**-11EL
91217	91385	1/4" - 6.35 mm	11	11ER 20" UN	11EL 20" UN	0.80	0.90	2°	15°	3.00	----	----	PO**.**-11ER	PO**.**-11EL
91220	91388	1/4" - 6.35 mm	11	11ER 18" UN	11EL 18" UN	0.80	1.00	2°	15°	3.00	----	----	PO**.**-11ER	PO**.**-11EL
91223	91391	1/4" - 6.35 mm	11	11ER 16" UN	11EL 16" UN	0.90	1.10	2°	15°	3.00	----	----	PO**.**-11ER	PO**.**-11EL
91226	91394	1/4" - 6.35 mm	11	11ER 14" UN	11EL 14" UN	0.90	1.10	2°	15°	3.00	----	----	PO**.**-11ER	PO**.**-11EL
65226	65252	3/8" - 9.525 mm	16	16ER 72" UN	16EL 72" UN	0.80	0.40	2°	10°	3.40	YE3	YI3	PO**.**-16ER	PO**.**-16EL
65227	65253	3/8" - 9.525 mm	16	16ER 64" UN	16EL 64" UN	0.80	0.40	2°	10°	3.40	YE3	YI3	PO**.**-16ER	PO**.**-16EL
65228	65254	3/8" - 9.525 mm	16	16ER 56" UN	16EL 56" UN	0.70	0.40	2°	10°	3.40	YE3	YI3	PO**.**-16ER	PO**.**-16EL
65229	65255	3/8" - 9.525 mm	16	16ER 48" UN	16EL 48" UN	0.60	0.60	2°	10°	3.40	YE3	YI3	PO**.**-16ER	PO**.**-16EL
65230	65256	3/8" - 9.525 mm	16	16ER 44" UN	16EL 44" UN	0.60	0.60	2°	10°	3.40	YE3	YI3	PO**.**-16ER	PO**.**-16EL
91229	91397	3/8" - 9.525 mm	16	16ER 40" UN	16EL 40" UN	0.60	0.60	2°	10°	3.40	YE3	YI3	PO**.**-16ER	PO**.**-16EL
91232	91400	3/8" - 9.525 mm	16	16ER 36" UN	16EL 36" UN	0.60	0.60	2°	10°	3.40	YE3	YI3	PO**.**-16ER	PO**.**-16EL
91235	91403	3/8" - 9.525 mm	16	16ER 32" UN	16EL 32" UN	0.60	0.60	2°	10°	3.40	YE3	YI3	PO**.**-16ER	PO**.**-16EL
91238	91406	3/8" - 9.525 mm	16	16ER 28" UN	16EL 28" UN	0.60	0.70	2°	10°	3.40	YE3	YI3	PO**.**-16ER	PO**.**-16EL
91241	91409	3/8" - 9.525 mm	16	16ER 27" UN	16EL 27" UN	0.70	0.80	2°	10°	3.40	YE3	YI3	PO**.**-16ER	PO**.**-16EL
91244	91412	3/8" - 9.525 mm	16	16ER 24" UN	16EL 24" UN	0.70	0.80	2°	10°	3.40	YE3	YI3	PO**.**-16ER	PO**.**-16EL
91247	91415	3/8" - 9.525 mm	16	16ER 20" UN	16EL 20" UN	0.80	0.90	2°	10°	3.40	YE3	YI3	PO**.**-16ER	PO**.**-16EL

Triangular Threading Inserts



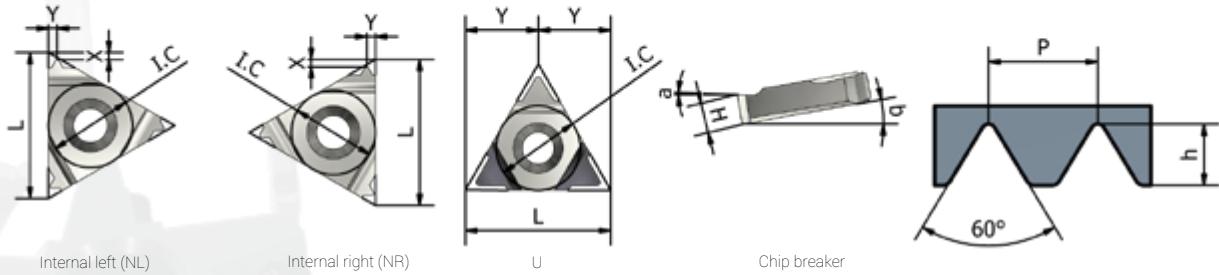
Unified National 60° Inch														
Triangular threading inserts														
UN, UNC, UNS, UNF, UNEF														
External														
DIN ISO 5864. ANSI / ASME B1.7														
EDP Number		IC	L	Right	Left	x mm	y mm	a	b	H mm	Anvil	Anvil	Tool holder	Tool holder
Right hand	Left hand													
K27C	K27C													
91250	91416	3/8" - 9.525 mm	16	16ER 18" UN	16EL 18" UN	0.80	1.00	2°	10°	3.40	YE3	YI3	PO**_**-16ER	PO**_**-16EL
91253	91421	3/8" - 9.525 mm	16	16ER 16" UN	16EL 16" UN	0.90	1.10	2°	10°	3.40	YE3	YI3	PO**_**-16ER	PO**_**-16EL
91256	91424	3/8" - 9.525 mm	16	16ER 14" UN	16EL 14" UN	1.00	1.20	2°	10°	3.40	YE3	YI3	PO**_**-16ER	PO**_**-16EL
91259	91427	3/8" - 9.525 mm	16	16ER 13" UN	16EL 13" UN	1.00	1.30	2°	10°	3.40	YE3	YI3	PO**_**-16ER	PO**_**-16EL
91262	91430	3/8" - 9.525 mm	16	16ER 12" UN	16EL 12" UN	1.10	1.40	2°	10°	3.40	YE3	YI3	PO**_**-16ER	PO**_**-16EL
65231	65269	3/8" - 9.525 mm	16	16ER 11.5" UN	16EL 11.5" UN	1.10	1.50	2°	10°	3.40	YE3	YI3	PO**_**-16ER	PO**_**-16EL
91265	91433	3/8" - 9.525 mm	16	16ER 11" UN	16EL 11" UN	1.10	1.50	2°	10°	3.40	YE3	YI3	PO**_**-16ER	PO**_**-16EL
91268	91436	3/8" - 9.525 mm	16	16ER 10" UN	16EL 10" UN	1.10	1.50	2°	10°	3.40	YE3	YI3	PO**_**-16ER	PO**_**-16EL
91271	91439	3/8" - 9.525 mm	16	16ER 9" UN	16EL 9" UN	1.20	1.70	2°	10°	3.40	YE3	YI3	PO**_**-16ER	PO**_**-16EL
91274	91442	3/8" - 9.525 mm	16	16ER 8" UN	16EL 8" UN	1.20	1.60	2°	10°	3.40	YE3	YI3	PO**_**-16ER	PO**_**-16EL
91277	91445	1/2" - 12.70 mm	22	22ER 7" UN	22EL 7" UN	1.60	2.30	2°	10°	4.60	YE4	YI4	PO**_**-22ER	PO**_**-22EL
91280	91448	1/2" - 12.70 mm	22	22ER 6" UN	22EL 6" UN	1.60	2.30	2°	10°	4.60	YE4	YI4	PO**_**-22ER	PO**_**-22EL
91283	91451	1/2" - 12.70 mm	22	22ER 5" UN	22EL 5" UN	1.70	2.50	2°	10°	4.60	YE4	YI4	PO**_**-22ER	PO**_**-22EL
65232	65277	5/8" -15.875 mm	27	27ER 4.5" UN	27EL 4.5" UN	1.90	2.70	2°	10°	6.20	YE5	YI5	PO**_**-27ER	PO**_**-27EL
65233	65278	5/8" -15.875 mm	27	27ER 4" UN	27EL 4" UN	2.10	3.00	2°	10°	6.20	YE5	YI5	PO**_**-27ER	PO**_**-27EL
65279	65279	1/2" U- 12.70mm	22	22UER-L 4.5" UN		2.00	11.00	2°	10°	4.60	YE4U	YI4U	PO**_**-22UER	PO**_**-22UEL
65280	65280	1/2" U- 12.70mm	22	22UER-L 4" UN		2.00	11.00	2°	10°	4.60	YE4U	YI4U	PO**_**-22UER	PO**_**-22UEL
5	65281	5/8" U- 15.875mm	27	27UER-L 3" UN		2.50	13.50	2°	10°	6.20	YE5U	YI5U	PO**_**-27UER	PO**_**-27UEL

Triangular Threading Inserts



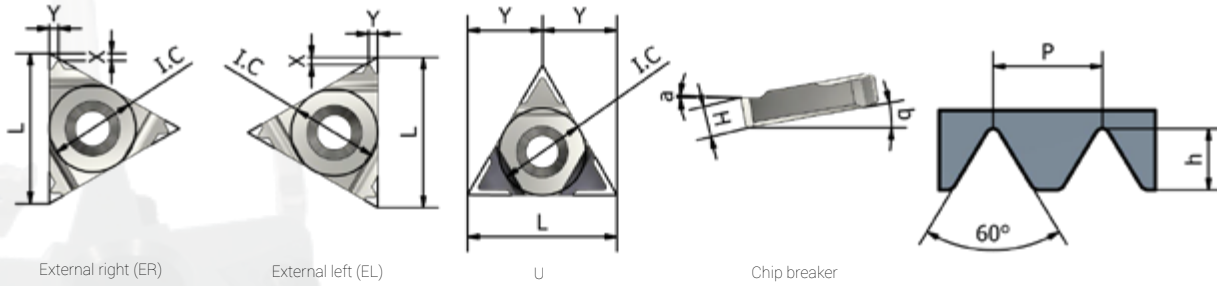
ISO 60° Metric														
Triangular threading inserts				Internal				DIN 13, DIN 68, DIN ISO 965-1, NF ISO 965-1						
ISO - Metric														
EDP Number		IC	L	Right	Left	x mm	y mm	a	b	H mm	Anvil	Anvil	Tool holder	Tool holder
Right hand K27C	Left hand K27C													
65016	65034	1/4" - 6.35mm	11	11NR 0.35 ISO	11NL 0.35 ISO	0.80	0.30	2°	15°	3.00	----	----	PO***-11NR	PO***-11NL
65017	65035	1/4" - 6.35mm	11	11NR 0.40 ISO	11NL 0.40 ISO	0.80	0.40	2°	15°	3.00	----	----	PO***-11NR	PO***-11NL
65018	65038	1/4" - 6.35mm	11	11NR 0.45 ISO	11NL 0.45 ISO	0.80	0.40	2°	15°	3.00	----	----	PO***-11NR	PO***-11NL
91694	91802	1/4" - 6.35 mm	11	11NR 0.50 ISO	11NL 0.50 ISO	0.60	0.60	2°	15°	3.00	----	----	PO***-11NR	PO***-11NL
65019	65038	1/4" - 6.35 mm	11	11NR 0.60 ISO	11NL 0.60 ISO	0.60	0.60	2°	15°	3.00	----	----	PO***-11NR	PO***-11NL
65020	65039	1/4" - 6.35 mm	11	11NR 0.70 ISO	11NL 0.70 ISO	0.60	0.60	2°	15°	3.00	----	----	PO***-11NR	PO***-11NL
91967	91805	1/4" - 6.35 mm	11	11NR 0.75 ISO	11NL 0.75 ISO	0.60	0.60	2°	15°	3.00	----	----	PO***-11NR	PO***-11NL
65021	65041	1/4" - 6.35 mm	11	11NR 0.80 ISO	11NL 0.80 ISO	0.60	0.60	2°	15°	3.00	----	----	PO***-11NR	PO***-11NL
91700	91808	1/4" - 6.35 mm	11	11NR 1.00 ISO	11NL 1.00 ISO	0.60	0.70	2°	15°	3.00	----	----	PO***-11NR	PO***-11NL
91703	65043	1/4" - 6.35 mm	11	11NR 1.25 ISO	11NL 1.25 ISO	0.80	0.90	2°	15°	3.00	----	----	PO***-11NR	PO***-11NL
91706	91814	1/4" - 6.35 mm	11	11NR 1.50 ISO	11NL 1.50 ISO	0.80	1.00	2°	15°	3.00	----	----	PO***-11NR	PO***-11NL
65022	65045	1/4" - 6.35 mm	11	11NR 1.75 ISO	11NL 1.75 ISO	0.90	1.20	2°	15°	3.00	----	----	PO***-11NR	PO***-11NL
65023	65046	3/8" - 9.525 mm	16	16NR 0.35 ISO	16NL 0.35 ISO	0.80	0.30	2°	15°	3.40	YI3	YE3	PO***-16NR	PO***-16NL
65024	65047	3/8" - 9.525 mm	16	16NR 0.40 ISO	16NL 0.40 ISO	0.80	0.40	2°	15°	3.40	YI3	YE3	PO***-16NR	PO***-16NL
65025	65048	3/8" - 9.525 mm	16	16NR 0.45 ISO	16NL 0.45 ISO	0.80	0.40	2°	15°	3.40	YI3	YE3	PO***-16NR	PO***-16NL
91709	91817	3/8" - 9.525 mm	16	16NR 0.50 ISO	16NL 0.50 ISO	0.60	0.60	2°	15°	3.40	YI3	YE3	PO***-16NR	PO***-16NL
65026	65050	3/8" - 9.525 mm	16	16NR 0.60 ISO	16NL 0.60 ISO	0.60	0.60	2°	15°	3.40	YI3	YE3	PO***-16NR	PO***-16NL
65027	65051	3/8" - 9.525 mm	16	16NR 0.70 ISO	16NL 0.70 ISO	0.60	0.60	2°	15°	3.40	YI3	YE3	PO***-16NR	PO***-16NL
91712	91820	3/8" - 9.525 mm	16	16NR 0.75 ISO	16NL 0.75 ISO	0.60	0.60	2°	15°	3.40	YI3	YE3	PO***-16NR	PO***-16NL
65028	65053	3/8" - 9.525 mm	16	16NR 0.80 ISO	16NL 0.80 ISO	0.60	0.60	2°	15°	3.40	YI3	YE3	PO***-16NR	PO***-16NL
91715	91823	3/8" - 9.525 mm	16	16NR 1.00 ISO	16NL 1.00 ISO	0.60	0.70	2°	15°	3.40	YI3	YE3	PO***-16NR	PO***-16NL
91718	91826	3/8" - 9.525 mm	16	16NR 1.25 ISO	16NL 1.25 ISO	0.80	0.90	2°	15°	3.40	YI3	YE3	PO***-16NR	PO***-16NL
91721	91829	3/8" - 9.525 mm	16	16NR 1.50 ISO	16NL 1.50 ISO	0.80	1.00	2°	15°	3.40	YI3	YE3	PO***-16NR	PO***-16NL
91724	91832	3/8" - 9.525 mm	16	16NR 1.75 ISO	16NL 1.75 ISO	0.90	1.20	2°	15°	3.40	YI3	YE3	PO***-16NR	PO***-16NL
91727	91835	3/8" - 9.525 mm	16	16NR 2.00 ISO	16NL 2.00 ISO	1.00	1.30	2°	15°	3.40	YI3	YE3	PO***-16NR	PO***-16NL
91730	91838	3/8" - 9.525 mm	16	16NR 2.50 ISO	16NL 2.50 ISO	1.10	1.50	2°	15°	3.40	YI3	YE3	PO***-16NR	PO***-16NL
91733	91841	3/8" - 9.525 mm	16	16NR 3.00 ISO	16NL 3.00 ISO	1.10	1.50	2°	15°	3.40	YI3	YE3	PO***-16NR	PO***-16NL

Triangular Threading Inserts



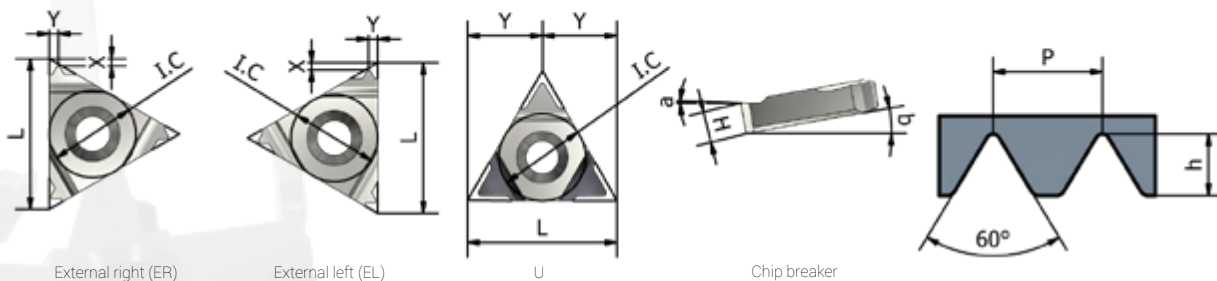
ISO 60° Metric		Internal										DIN 13, DIN 68, DIN ISO 965-1, NF ISO 965-1			
Triangular threading inserts															
ISO - Metric															
EDP Number															
Right hand	Left hand	IC	L	Right	Left	x	y	a	b	H	Anvil	Anvil	Tool holder	Tool holder	
K27C	K27C					mm	mm			mm					
91736	91844	1/2" - 12.70 mm	22	22NR 3.50 ISO	22NL 3.50 ISO	1.60	2.30	2°	15°	4.60	YI4	YE4	PO**.*-22NR	PO**.*-22NL	
91739	91847	1/2" - 12.70 mm	22	22NR 4.00 ISO	22NL 4.00 ISO	1.60	2.30	2°	15°	4.60	YI4	YE4	PO**.*-22NR	PO**.*-22NL	
91742	91850	1/2" - 12.70 mm	22	22NR 4.50 ISO	22NL 4.50 ISO	1.60	2.40	2°	15°	4.60	YI4	YE4	PO**.*-22NR	PO**.*-22NL	
91745	91853	1/2" - 12.70 mm	22	22NR 5.00 ISO	22NL 5.00 ISO	1.60	2.30	2°	15°	4.60	YI4	YE4	PO**.*-22NR	PO**.*-22NL	
65029	65065	5/8" -15.875 mm	27	27NR 5.50 ISO	27NL 5.50 ISO	1.60	2.30	2°	15°	6.20	YI5	YE5	PO**.*-27NR	PO**.*-27NL	
65030	65066	5/8" -15.875 mm	27	27NR 6.00 ISO	27NL 6.00 ISO	1.80	2.50	2°	15°	6.20	YI5	YE5	PO**.*-27NR	PO**.*-27NL	
65067	65067	1/2" U- 12.70mm	22	22UNR-L 5.50 ISO		2.40	11.00	2°	10°	4.60	YI4U	YE4U	PO**.*-22UNR	PO**.*-22UNL	
65068	65068	1/2" U- 12.70mm	22	22UNR-L 6.00 ISO		2.10	11.00	2°	10°	4.60	YI4U	YE4U	PO**.*-22UNR	PO**.*-22UNL	
65069	65069	5/8" U- 15.875mm	27	27UNR-L 8.00 ISO		2.40	13.50	2°	10°	6.20	YI5U	YE5U	PO**.*-27UNR	PO**.*-27UNL	

Triangular Threading Inserts



ISO 60° Metric		External										DIN 13, DIN 68, DIN ISO 965-1, NF ISO 965-1			
Triangular threading inserts															
ISO - Metric															
EDP Number															
Right hand	Left hand	IC	L	Right	Left	X	Y	a	b	H	Anvil	Anvil	Tool holder	Tool holder	
K27C	K27C					mm	mm			mm					
65070	65088	1/4" - 6.35mm	11	11ER 0.35 ISO	11EL 0.35 ISO	0.80	0.40	2°	15°	3.00	----	----	PO**_**-11ER	PO**_**-11EL	
65071	65089	1/4" - 6.35mm	11	11ER 0.40 ISO	11EL 0.40 ISO	0.70	0.40	2°	15°	3.00	----	----	PO**_**-11ER	PO**_**-11EL	
65072	65090	1/4" - 6.35mm	11	11ER 0.45 ISO	11EL 0.45 ISO	0.70	0.40	2°	15°	3.00	----	----	PO**_**-11ER	PO**_**-11EL	
91640	91748	1/4" - 6.35 mm	11	11ER 0.50 ISO	11EL 0.50 ISO	0.60	0.60	2°	15°	3.00	----	----	PO**_**-11ER	PO**_**-11EL	
65073	65092	1/4" - 6.35 mm	11	11ER 0.60 ISO	11EL 0.60 ISO	0.60	0.60	2°	15°	3.00	----	----	PO**_**-11ER	PO**_**-11EL	
65074	65093	1/4" - 6.35 mm	11	11ER 0.70 ISO	11EL 0.70 ISO	0.60	0.60	2°	15°	3.00	----	----	PO**_**-11ER	PO**_**-11EL	
91643	91751	1/4" - 6.35 mm	11	11ER 0.75 ISO	11EL 0.75 ISO	0.60	0.60	2°	15°	3.00	----	----	PO**_**-11ER	PO**_**-11EL	
65075	65095	1/4" - 6.35 mm	11	11ER 0.80 ISO	11EL 0.80 ISO	0.60	0.60	2°	15°	3.00	----	----	PO**_**-11ER	PO**_**-11EL	
91646	91754	1/4" - 6.35 mm	11	11ER 1.00 ISO	11EL 1.00 ISO	0.70	0.70	2°	15°	3.00	----	----	PO**_**-11ER	PO**_**-11EL	
91649	91757	1/4" - 6.35 mm	11	11ER 1.25 ISO	11EL 1.25 ISO	0.80	0.90	2°	15°	3.00	----	----	PO**_**-11ER	PO**_**-11EL	
91652	91760	1/4" - 6.35 mm	11	11ER 1.50 ISO	11EL 1.50 ISO	0.80	1.00	2°	15°	3.00	----	----	PO**_**-11ER	PO**_**-11EL	
65076	65099	1/4" - 6.35 mm	11	11ER 1.75 ISO	11EL 1.75 ISO	0.80	1.10	2°	15°	3.00	----	----	PO**_**-11ER	PO**_**-11EL	
65077	65100	3/8" - 9.525 mm	16	16ER 0.35 ISO	16EL 0.35 ISO	0.80	0.40	2°	10°	3.40	YE3	YI3	PO**_**-16ER	PO**_**-16EL	
65078	65101	3/8" - 9.525 mm	16	16ER 0.40 ISO	16EL 0.40 ISO	0.70	0.40	2°	10°	3.40	YE3	YI3	PO**_**-16ER	PO**_**-16EL	
65079	65102	3/8" - 9.525 mm	16	16ER 0.45 ISO	16EL 0.45 ISO	0.70	0.40	2°	10°	3.40	YE3	YI3	PO**_**-16ER	PO**_**-16EL	
91655	91763	3/8" - 9.525 mm	16	16ER 0.50 ISO	16EL 0.50 ISO	0.60	0.60	2°	10°	3.40	YE3	YI3	PO**_**-16ER	PO**_**-16EL	
65080	65104	3/8" - 9.525 mm	16	16ER 0.60 ISO	16EL 0.60 ISO	0.60	0.60	2°	10°	3.40	YE3	YI3	PO**_**-16ER	PO**_**-16EL	
65081	65105	3/8" - 9.525 mm	16	16ER 0.70 ISO	16EL 0.70 ISO	0.60	0.60	2°	10°	3.40	YE3	YI3	PO**_**-16ER	PO**_**-16EL	
91658	91766	3/8" - 9.525 mm	16	16ER 0.75 ISO	16EL 0.75 ISO	0.60	0.60	2°	10°	3.40	YE3	YI3	PO**_**-16ER	PO**_**-16EL	
65082	65107	3/8" - 9.525 mm	16	16ER 0.80 ISO	16EL 0.80 ISO	0.60	0.60	2°	10°	3.40	YE3	YI3	PO**_**-16ER	PO**_**-16EL	
91661	91769	3/8" - 9.525 mm	16	16ER 1.00 ISO	16EL 1.00 ISO	0.70	0.70	2°	10°	3.40	YE3	YI3	PO**_**-16ER	PO**_**-16EL	
91664	91772	3/8" - 9.525 mm	16	16ER 1.25 ISO	16EL 1.25 ISO	0.80	0.90	2°	10°	3.40	YE3	YI3	PO**_**-16ER	PO**_**-16EL	
91667	91775	3/8" - 9.525 mm	16	16ER 1.50 ISO	16EL 1.50 ISO	0.80	1.00	2°	10°	3.40	YE3	YI3	PO**_**-16ER	PO**_**-16EL	
91670	91778	3/8" - 9.525 mm	16	16ER 1.75 ISO	16EL 1.75 ISO	0.90	1.20	2°	10°	3.40	YE3	YI3	PO**_**-16ER	PO**_**-16EL	
91673	91781	3/8" - 9.525 mm	16	16ER 2.00 ISO	16EL 2.00 ISO	1.00	1.30	2°	10°	3.40	YE3	YI3	PO**_**-16ER	PO**_**-16EL	
91676	91784	3/8" - 9.525 mm	16	16ER 2.50 ISO	16EL 2.50 ISO	1.10	1.50	2°	10°	3.40	YE3	YI3	PO**_**-16ER	PO**_**-16EL	
91679	91787	3/8" - 9.525 mm	16	16ER 3.00 ISO	16EL 3.00 ISO	1.20	1.60	2°	10°	3.40	YE3	YI3	PO**_**-16ER	PO**_**-16EL	

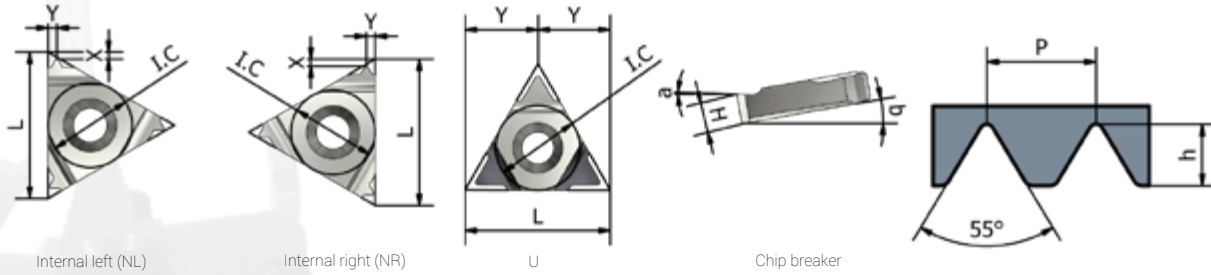
Triangular Threading Inserts



ISO 60° Metric
Triangular threading inserts **External** **DIN 13, DIN 68, DIN ISO 965-1, NF ISO 965-1**
ISO - Metric

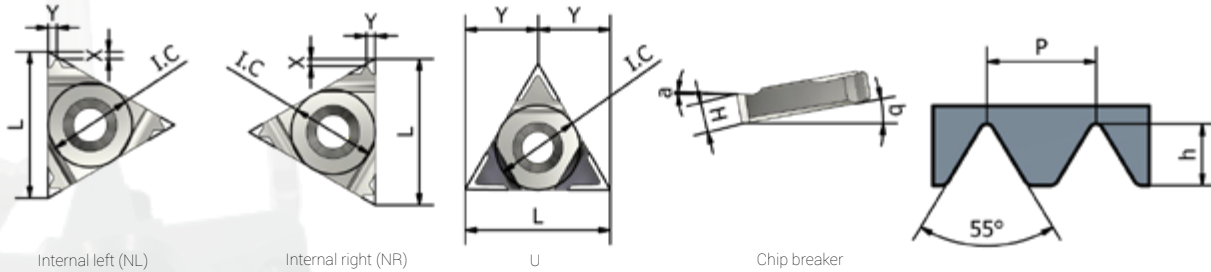
EDP Number		IC	L	Right		Left		X mm	Y mm	a	b	H mm	Anvil	Anvil	Tool holder	Tool holder
Right hand K27C	Left hand K27C			Right	Left											
91682	91790	1/2" - 12.70 mm	22	22ER 3.50 ISO	22EL 3.50 ISO	1.60	2.30	2°	10°	4.60	YE4	YI4	PO**-**-22ER	PO**-**-22EL		
91685	91793	1/2" - 12.70 mm	22	22ER 4.00 ISO	22EL 4.00 ISO	1.60	2.30	2°	10°	4.60	YE4	YI4	PO**-**-22ER	PO**-**-22EL		
91688	91796	1/2" - 12.70 mm	22	22ER 4.50 ISO	22EL 4.50 ISO	1.70	2.40	2°	10°	4.60	YE4	YI4	PO**-**-22ER	PO**-**-22EL		
91691	91799	1/2" - 12.70 mm	22	22ER 5.00 ISO	22EL 5.00 ISO	1.70	2.50	2°	10°	4.60	YE4	YI4	PO**-**-22ER	PO**-**-22EL		
65083	65119	5/8" -15.875 mm	27	27ER 5.50 ISO	27EL 5.50 ISO	1.90	2.70	2°	10°	6.20	YE5	YI5	PO**-**-27ER	PO**-**-27EL		
65084	65120	5/8" -15.875 mm	27	27ER 6.00 ISO	27EL 6.00 ISO	2.00	2.90	2°	10°	6.20	YE5	YI5	PO**-**-27ER	PO**-**-27EL		
65121	65121	1/2" U- 12.70mm	22	22UER-L 5.50 ISO		2.30	11.00	2°	10°	4.60	YE4U	YI4U	PO**-**-22UER	PO**-**-22UEL		
65122	65122	1/2" U- 12.70mm	22	22UER-L 6.00 ISO		2.60	11.00	2°	10°	4.60	YE4U	YI4U	PO**-**-22UER	PO**-**-22UEL		
65123	65123	5/8" U- 15.875mm	27	27UER-L 8.00 ISO		2.40	13.50	2°	10°	6.20	YE5U	YI5U	PO**-**-27UER	PO**-**-27UEL		

Triangular Threading Inserts



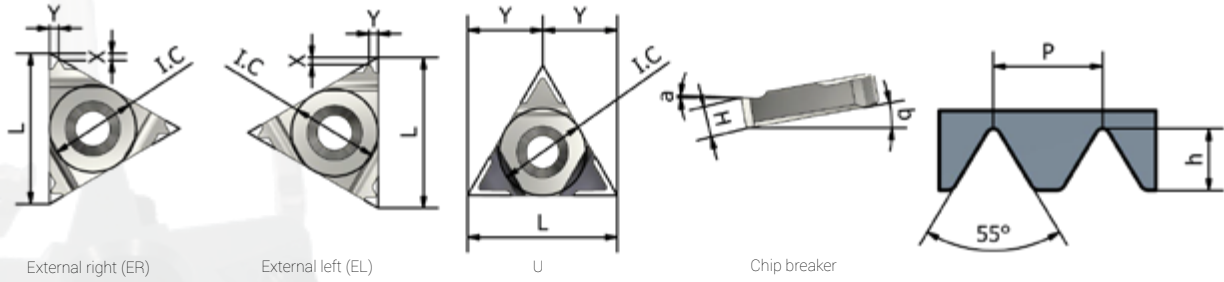
EDP Number		IC	L	Internal		X mm	Y mm	a	b	H mm	Anvil	Anvil	Tool holder	Tool holder
Right hand K27C	Left hand K27C			Right	Left									
65312	65333	1/4" - 6.35mm	11	11NR 72" W	11NL 72" W	0.80	0.30	2°	15°	3.00	----	----	PO**_**-11NR	PO**_**-11NL
65313	65334	1/4" - 6.35mm	11	11NR 60" W	11NL 60" W	0.70	0.40	2°	15°	3.00	----	----	PO**_**-11NR	PO**_**-11NL
65314	65335	1/4" - 6.35mm	11	11NR 56" W	11NL 56" W	0.70	0.40	2°	15°	3.00	----	----	PO**_**-11NR	PO**_**-11NL
65315	65336	1/4" - 6.35 mm	11	11NR 48" W	11NL 48" W	0.60	0.60	2°	15°	3.00	----	----	PO**_**-11NR	PO**_**-11NL
65316	65337	1/4" - 6.35 mm	11	11NR 40" W	11NL 40" W	0.60	0.60	2°	15°	3.00	----	----	PO**_**-11NR	PO**_**-11NL
65317	65338	1/4" - 6.35 mm	11	11NR 36" W	11NL 36" W	0.60	0.60	2°	15°	3.00	----	----	PO**_**-11NR	PO**_**-11NL
91940	92108	1/4" - 6.35 mm	11	11NR 32" W	11NL 32" W	0.60	0.60	2°	15°	3.00	----	----	PO**_**-11NR	PO**_**-11NL
91943	92111	1/4" - 6.35 mm	11	11NR 28" W	11NL 28" W	0.60	0.70	2°	15°	3.00	----	----	PO**_**-11NR	PO**_**-11NL
91946	92114	1/4" - 6.35 mm	11	11NR 26" W	11NL 26" W	0.70	0.80	2°	15°	3.00	----	----	PO**_**-11NR	PO**_**-11NL
91949	92117	1/4" - 6.35 mm	11	11NR 24" W	11NL 24" W	0.70	0.80	2°	15°	3.00	----	----	PO**_**-11NR	PO**_**-11NL
91952	92120	1/4" - 6.35 mm	11	11NR 22" W	11NL 22" W	0.80	0.90	2°	15°	3.00	----	----	PO**_**-11NR	PO**_**-11NL
91955	92123	1/4" - 6.35 mm	11	11NR 20" W	11NL 20" W	0.80	0.90	2°	15°	3.00	----	----	PO**_**-11NR	PO**_**-11NL
91958	92126	1/4" - 6.35 mm	11	11NR 19" W	11NL 19" W	0.80	1.00	2°	15°	3.00	----	----	PO**_**-11NR	PO**_**-11NL
91961	92129	1/4" - 6.35 mm	11	11NR 18" W	11NL 18" W	0.80	1.00	2°	15°	3.00	----	----	PO**_**-11NR	PO**_**-11NL
91964	92132	1/4" - 6.35 mm	11	11NR 16" W	11NL 16" W	0.90	1.10	2°	15°	3.00	----	----	PO**_**-11NR	PO**_**-11NL
91967	92135	1/4" - 6.35 mm	11	11NR 14" W	11NL 14" W	0.90	1.10	2°	15°	3.00	----	----	PO**_**-11NR	PO**_**-11NL
65318	65349	3/8" - 9.525 mm	16	16NR 72" W	16NL 72" W	0.70	0.40	2°	15°	3.40	YI3	YE3	PO**_**-16NR	PO**_**-16NL
65319	65350	3/8" - 9.525 mm	16	16NR 60" W	16NL 60" W	0.70	0.40	2°	15°	3.40	YI3	YE3	PO**_**-16NR	PO**_**-16NL
65320	65351	3/8" - 9.525 mm	16	16NR 56" W	16NL 56" W	0.70	0.40	2°	15°	3.40	YI3	YE3	PO**_**-16NR	PO**_**-16NL
65321	65352	3/8" - 9.525 mm	16	16NR 48" W	16NL 48" W	0.60	0.60	2°	15°	3.40	YI3	YE3	PO**_**-16NR	PO**_**-16NL
65322	65353	3/8" - 9.525 mm	16	16NR 40" W	16NL 40" W	0.60	0.60	2°	15°	3.40	YI3	YE3	PO**_**-16NR	PO**_**-16NL
65323	65354	3/8" - 9.525 mm	16	16NR 36" W	16NL 36" W	0.60	0.60	2°	15°	3.40	YI3	YE3	PO**_**-16NR	PO**_**-16NL
91970	92138	3/8" - 9.525 mm	16	16NR 32" W	16NL 32" W	0.60	0.60	2°	15°	3.40	YI3	YE3	PO**_**-16NR	PO**_**-16NL
91973	92141	3/8" - 9.525 mm	16	16NR 28" W	16NL 28" W	0.60	0.70	2°	15°	3.40	YI3	YE3	PO**_**-16NR	PO**_**-16NL
91976	92144	3/8" - 9.525 mm	16	16NR 26" W	16NL 26" W	0.70	0.80	2°	15°	3.40	YI3	YE3	PO**_**-16NR	PO**_**-16NL
91979	92147	3/8" - 9.525 mm	16	16NR 24" W	16NL 24" W	0.70	0.80	2°	15°	3.40	YI3	YE3	PO**_**-16NR	PO**_**-16NL
91982	92500	3/8" - 9.525 mm	16	16NR 22" W	16NL 22" W	0.80	0.90	2°	15°	3.40	YI3	YE3	PO**_**-16NR	PO**_**-16NL

Triangular Threading Inserts



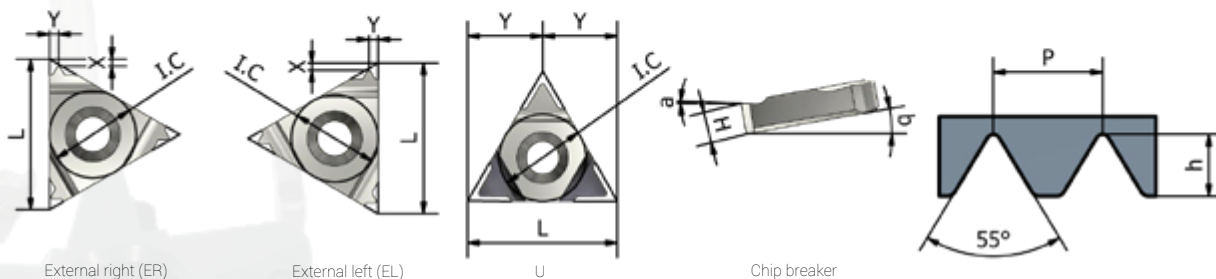
British Straight Pipe / Whitworth														
Triangular threading inserts														
Internal														
DIN ISO 228-1, DIN 259, DIN 6630, NF E 03-005														
W (BSW), BSP, G, RP, BSF - Inch														
EDP Number		IC	L	Right	Left	X	Y	a	b	H	Anvil	Anvil	Tool holder	Tool holder
Right hand	Left hand													
K27C	K27C					mm	mm			mm				
91985	92153	3/8" - 9.525 mm	16	16NR 20" W	16NL 20" W	0.80	0.90	2°	15°	3.40	YI3	YE3	PO***-16NR	PO***-16NL
91988	92156	3/8" - 9.525 mm	16	16NR 19" W	16NL 19" W	0.80	1.00	2°	15°	3.40	YI3	YE3	PO***-16NR	PO***-16NL
91991	92159	3/8" - 9.525 mm	16	16NR 18" W	16NL 18" W	0.80	1.00	2°	15°	3.40	YI3	YE3	PO***-16NR	PO***-16NL
91994	92162	3/8" - 9.525 mm	16	16NR 16" W	16NL 16" W	0.90	1.10	2°	15°	3.40	YI3	YE3	PO***-16NR	PO***-16NL
91997	92165	3/8" - 9.525 mm	16	16NR 14" W	16NL 14" W	1.00	1.20	2°	15°	3.40	YI3	YE3	PO***-16NR	PO***-16NL
92000	92168	3/8" - 9.525 mm	16	16NR 12" W	16NL 12" W	1.10	1.40	2°	15°	3.40	YI3	YE3	PO***-16NR	PO***-16NL
92003	92171	3/8" - 9.525 mm	16	16NR 11" W	16NL 11" W	1.10	1.50	2°	15°	3.40	YI3	YE3	PO***-16NR	PO***-16NL
92006	92174	3/8" - 9.525 mm	16	16NR 10" W	16NL 10" W	1.10	1.50	2°	15°	3.40	YI3	YE3	PO***-16NR	PO***-16NL
92009	92177	3/8" - 9.525 mm	16	16NR 9" W	16NL 9" W	1.20	1.70	2°	15°	3.40	YI3	YE3	PO***-16NR	PO***-16NL
92012	92180	3/8" - 9.525 mm	16	16NR 8" W	16NL 8" W	1.20	1.70	2°	15°	3.40	YI3	YE3	PO***-16NR	PO***-16NL
92015	92183	1/2" - 12.70 mm	22	22NR 7" W	22NL 7" W	1.60	2.30	2°	15°	4.60	YI4	YE4	PO***-22NR	PO***-22NL
92018	92186	1/2" - 12.70 mm	22	22NR 6" W	22NL 6" W	1.60	2.30	2°	15°	4.60	YI4	YE4	PO***-22NR	PO***-22NL
65324	65372	1/2" - 12.70 mm	22	22NR 5" W	22NL 5" W	1.70	2.70	2°	15°	4.60	YI4	YE4	PO***-22NR	PO***-22NL
65325	65373	5/8"-15.875 mm	27	27NR 4.5" W	27NL 4.5" W	2.00	2.90	2°	15°	6.20	YI5	YE5	PO***-27NR	PO***-27NL
65326	65374	5/8"-15.875 mm	27	27NR 4" W	27NL 4" W	2.00	2.90	2°	15°	6.20	YI5	YE5	PO***-27NR	PO***-27NL
65375	65375	1/2" U- 12.70mm	22	22UENR-L 4.5" W		2.30	11.00	2°	10°	4.60	YI4U	YE4U	PO***-22UNR	PO***-22UNL
65376	65376	1/2" U- 12.70mm	22	22UENR-L 4" W		1.80	11.00	2°	10°	4.60	YI4U	YE4U	PO***-22UNR	PO***-22UNL
65377	65377	5/8" U- 15.875mm	27	27UENR-L 3.5" W		2.10	13.50	2°	10°	6.20	YI5U	YE5U	PO***-27UNR	PO***-27UNL
65379	65379	5/8" U- 15.875mm	27	27UENR-L 3" W		2.30	13.50	2°	10°	6.20	YI5U	YE5U	PO***-27UNR	PO***-27UNL
65380	65380	5/8" U- 15.875mm	27	27UENR-L 2.5" W		2.50	13.50	2°	10°	6.20	YI5U	YE5U	PO***-27UNR	PO***-27UNL

Triangular Threading Inserts



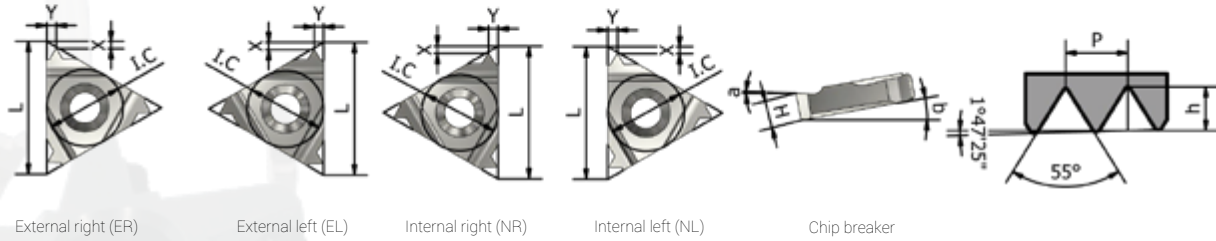
British Straight Pipe/ Whitworth														
Triangular threading inserts														
External														
DIN ISO 228-1, DIN 259, DIN 6630, NF E 03-005														
W (BSW), BSP, G, Rp, BSF - Inch														
EDP Number		IC	L	Right	Left	X mm	Y mm	a	b	H mm	Anvil	Anvil	Tool holder	Tool holder
Right hand K27C	Left hand K27C													
65381	65402	1/4" - 6.35mm	11	11ER 72" W	11EL 72" W	0.80	0.40	2°	15°	3.00	----	----	PO**.-**-11ER	PO**.-**-11EL
65382	65403	1/4" - 6.35mm	11	11ER 60" W	11EL 60" W	0.70	0.40	2°	15°	3.00	----	----	PO**.-**-11ER	PO**.-**-11EL
65383	65404	1/4" - 6.35mm	11	11ER 56" W	11EL 56" W	0.70	0.40	2°	15°	3.00	----	----	PO**.-**-11ER	PO**.-**-11EL
65384	65405	1/4" - 6.35 mm	11	11ER 48" W	11EL 48" W	0.60	0.60	2°	15°	3.00	----	----	PO**.-**-11ER	PO**.-**-11EL
65385	65406	1/4" - 6.35 mm	11	11ER 40" W	11EL 40" W	0.60	0.60	2°	15°	3.00	----	----	PO**.-**-11ER	PO**.-**-11EL
65386	65407	1/4" - 6.35 mm	11	11ER 36" W	11EL 36" W	0.60	0.60	2°	15°	3.00	----	----	PO**.-**-11ER	PO**.-**-11EL
91856	92024	1/4" - 6.35 mm	11	11ER 32" W	11EL 32" W	0.60	0.60	2°	15°	3.00	----	----	PO**.-**-11ER	PO**.-**-11EL
91859	92027	1/4" - 6.35 mm	11	11ER 28" W	11EL 28" W	0.60	0.70	2°	15°	3.00	----	----	PO**.-**-11ER	PO**.-**-11EL
91862	92030	1/4" - 6.35 mm	11	11ER 26" W	11EL 26" W	0.70	0.80	2°	15°	3.00	----	----	PO**.-**-11ER	PO**.-**-11EL
91865	92033	1/4" - 6.35 mm	11	11ER 24" W	11EL 24" W	0.70	0.80	2°	15°	3.00	----	----	PO**.-**-11ER	PO**.-**-11EL
91868	92036	1/4" - 6.35 mm	11	11ER 22" W	11EL 22" W	0.80	0.90	2°	15°	3.00	----	----	PO**.-**-11ER	PO**.-**-11EL
91871	92039	1/4" - 6.35 mm	11	11ER 20" W	11EL 20" W	0.80	0.90	2°	15°	3.00	----	----	PO**.-**-11ER	PO**.-**-11EL
91874	92042	1/4" - 6.35 mm	11	11ER 19" W	11EL 19" W	0.80	1.00	2°	15°	3.00	----	----	PO**.-**-11ER	PO**.-**-11EL
91877	92045	1/4" - 6.35 mm	11	11ER 18" W	11EL 18" W	0.80	1.00	2°	15°	3.00	----	----	PO**.-**-11ER	PO**.-**-11EL
91880	92048	1/4" - 6.35 mm	11	11ER 16" W	11EL 16" W	0.90	1.10	2°	15°	3.00	----	----	PO**.-**-11ER	PO**.-**-11EL
91883	92051	1/4" - 6.35 mm	11	11ER 14" W	11EL 14" W	0.90	1.10	2°	15°	3.00	----	----	PO**.-**-11ER	PO**.-**-11EL
65387	65418	3/8" - 9.525 mm	16	16ER 72" W	16EL 72" W	0.70	0.40	2°	10°	3.40	Y13	YE3	PO**.-**-16ER	PO**.-**-16EL
65388	65419	3/8" - 9.525 mm	16	16ER 60" W	16EL 60" W	0.70	0.40	2°	10°	3.40	Y13	YE3	PO**.-**-16ER	PO**.-**-16EL
65389	65420	3/8" - 9.525 mm	16	16ER 56" W	16EL 56" W	0.70	0.40	2°	10°	3.40	Y13	YE3	PO**.-**-16ER	PO**.-**-16EL
65390	65421	3/8" - 9.525 mm	16	16ER 48" W	16EL 48" W	0.60	0.60	2°	10°	3.40	Y13	YE3	PO**.-**-16ER	PO**.-**-16EL
65391	65422	3/8" - 9.525 mm	16	16ER 40" W	16EL 40" W	0.60	0.60	2°	10°	3.40	Y13	YE3	PO**.-**-16ER	PO**.-**-16EL
65392	65423	3/8" - 9.525 mm	16	16ER 36" W	16EL 36" W	0.60	0.60	2°	10°	3.40	Y13	YE3	PO**.-**-16ER	PO**.-**-16EL
91886	92054	3/8" - 9.525 mm	16	16ER 32" W	16EL 32" W	0.60	0.60	2°	10°	3.40	Y13	YE3	PO**.-**-16ER	PO**.-**-16EL
91889	92057	3/8" - 9.525 mm	16	16ER 28" W	16EL 28" W	0.60	0.70	2°	10°	3.40	Y13	YE3	PO**.-**-16ER	PO**.-**-16EL
91892	92060	3/8" - 9.525 mm	16	16ER 26" W	16EL 26" W	0.70	0.80	2°	10°	3.40	Y13	YE3	PO**.-**-16ER	PO**.-**-16EL
91895	92063	3/8" - 9.525 mm	16	16ER 24" W	16EL 24" W	0.70	0.80	2°	10°	3.40	Y13	YE3	PO**.-**-16ER	PO**.-**-16EL
91898	92066	3/8" - 9.525 mm	16	16ER 22" W	16EL 22" W	0.80	0.90	2°	10°	3.40	Y13	YE3	PO**.-**-16ER	PO**.-**-16EL

Triangular Threading Inserts



British Straight Pipe/ Whitworth														
Triangular threading inserts														
External														
DIN ISO 228-1, DIN 259, DIN 6630, NF E 03-005														
W (BSW), BSP, G, Rp, BSF - Inch														
EDP Number		IC	L	Right	Left	X mm	Y mm	a	b	H mm	Anvil	Anvil	Tool holder	Tool holder
Right hand K27C	Left hand K27C													
91901	92069	3/8" - 9.525 mm	16	16ER 20" W	16EL 20" W	0.80	0.90	2°	10°	3.40	YI3	YE3	PO***-16ER	PO***-16EL
91904	92072	3/8" - 9.525 mm	16	16ER 19" W	16EL 19" W	0.80	1.00	2°	10°	3.40	YI3	YE3	PO***-16ER	PO***-16EL
91907	92075	3/8" - 9.525 mm	16	16ER 18" W	16EL 18" W	0.80	1.00	2°	10°	3.40	YI3	YE3	PO***-16ER	PO***-16EL
91910	92078	3/8" - 9.525 mm	16	16ER 16" W	16EL 16" W	0.90	1.10	2°	10°	3.40	YI3	YE3	PO***-16ER	PO***-16EL
91913	92081	3/8" - 9.525 mm	16	16ER 14" W	16EL 14" W	1.00	1.20	2°	10°	3.40	YI3	YE3	PO***-16ER	PO***-16EL
91916	92084	3/8" - 9.525 mm	16	16ER 12" W	16EL 12" W	1.10	1.40	2°	10°	3.40	YI3	YE3	PO***-16ER	PO***-16EL
91919	92087	3/8" - 9.525 mm	16	16ER 11" W	16EL 11" W	1.10	1.50	2°	10°	3.40	YI3	YE3	PO***-16ER	PO***-16EL
91922	92090	3/8" - 9.525 mm	16	16ER 10" W	16EL 10" W	1.10	1.50	2°	10°	3.40	YI3	YE3	PO***-16ER	PO***-16EL
91925	92093	3/8" - 9.525 mm	16	16ER 9" W	16EL 9" W	1.20	1.70	2°	10°	3.40	YI3	YE3	PO***-16ER	PO***-16EL
91928	92096	3/8" - 9.525 mm	16	16ER 8" W	16EL 8" W	1.20	1.70	2°	10°	3.40	YI3	YE3	PO***-16ER	PO***-16EL
91931	92099	1/2" - 12.70 mm	22	22ER 7" W	22EL 7" W	1.60	2.30	2°	10°	4.60	YI4	YE4	PO***-22ER	PO***-22EL
91934	92102	1/2" - 12.70 mm	22	22ER 6" W	22EL 6" W	1.60	2.30	2°	10°	4.60	YI4	YE4	PO***-22ER	PO***-22EL
65393	65441	1/2" - 12.70 mm	22	22ER 5" W	22EL 5" W	1.70	2.70	2°	10°	4.60	YI4	YE4	PO***-22ER	PO***-22EL
65394	65442	5/8" - 15.875 mm	27	27ER 4.5" W	27EL 4.5" W	2.00	2.90	2°	10°	6.20	YI5	YE5	PO***-27ER	PO***-27EL
65395	65443	5/8" - 15.875 mm	27	27ER 4" W	27EL 4" W	2.00	2.90	2°	10°	6.20	YI5	YE5	PO***-27ER	PO***-27EL
65396	65396	1/2" U- 12.70mm	22	22UENR-L 4.5" W		2.30	11.00	2°	10°	4.60	YI4U	YE4U	PO***-22UER	PO***-22UEL
65397	65397	1/2" U- 12.70mm	22	22UENR-L 4" W		1.80	11.00	2°	10°	4.60	YI4U	YE4U	PO***-22UER	PO***-22UEL
65398	65398	5/8" U- 15.875mm	27	27UENR-L 3.5" W		2.10	13.50	2°	10°	6.20	YI5U	YE5U	PO***-27UER	PO***-27UEL
65400	65400	5/8" U- 15.875mm	27	27UENR-L 3" W		2.30	13.50	2°	10°	6.20	YI5U	YE5U	PO***-27UER	PO***-27UEL
65401	65401	5/8" U- 15.875mm	27	27UENR-L 2.5" W		2.50	13.50	2°	10°	6.20	YI5U	YE5U	PO***-27UER	PO***-27UEL

Triangular Threading Inserts



British Pipe Taper

Triangular threading inserts **External** **DIN ISO 7-1, DIN 3858, NF E 03-004**
BSPT - Inch

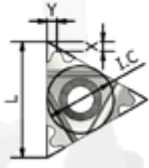
EDP Number		IC	L	Right		X mm	Y mm	a	b	H mm	Anvil	Anvil	Tool holder	Tool holder
Right hand K27C	Left hand K27C			Right	Left									
92384	92405	1/4" - 6.35 mm	11	11ER 28" BSPT	11EL 28" BSPT	0.60	0.60	2°	15°	3.00	----	----	PO**-*-11ER	PO**-*-11EL
92387	92408	1/4" - 6.35 mm	11	11ER 19" BSPT	11EL 19" BSPT	0.80	0.90	2°	15°	3.00	----	----	PO**-*-11ER	PO**-*-11EL
92390	92411	1/4" - 6.35 mm	11	11ER 14" BSPT	11EL 14" BSPT	1.00	1.20	2°	15°	3.00	----	----	PO**-*-11ER	PO**-*-11EL
92393	92414	3/8" - 9.525 mm	16	16ER 28" BSPT	16EL 28" BSPT	0.60	0.60	2°	10°	3.40	YI3	YE3	PO**-*-16ER	PO**-*-16EL
92396	92417	3/8" - 9.525 mm	16	16ER 19" BSPT	16EL 19" BSPT	0.80	0.90	2°	10°	3.40	YI3	YE3	PO**-*-16ER	PO**-*-16EL
92399	92420	3/8" - 9.525 mm	16	16ER 14" BSPT	16EL 14" BSPT	1.00	1.20	2°	10°	3.40	YI3	YE3	PO**-*-16ER	PO**-*-16EL
92402	92423	3/8" - 9.525 mm	16	16ER 11" BSPT	16EL 11" BSPT	1.10	1.50	2°	10°	3.40	YI3	YE3	PO**-*-16ER	PO**-*-16EL

British Pipe Taper

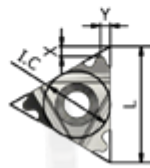
Triangular threading inserts **Internal** **DIN ISO 7-1, DIN 3858, NF E 03-004**
BSPT - Inch

EDP Number		IC	L	Right		X mm	Y mm	a	b	H mm	Anvil	Anvil	Tool holder	Tool holder
Right hand K27C	Left hand K27C			Right	Left									
92426	92447	1/4" - 6.35 mm	11	11NR 28" BSPT	11NL 28" BSPT	0.60	0.60	2°	15°	3.00	----	----	PO**-*-11NR	PO**-*-11NL
92429	92450	1/4" - 6.35 mm	11	11NR 19" BSPT	11NL 19" BSPT	0.80	0.90	2°	15°	3.00	----	----	PO**-*-11NR	PO**-*-11NL
92432	92453	1/4" - 6.35 mm	11	11NR 14" BSPT	11NL 14" BSPT	1.00	1.20	2°	15°	3.00	----	----	PO**-*-11NR	PO**-*-11NL
92435	92456	3/8" - 9.525 mm	16	16NR 28" BSPT	16NL 28" BSPT	0.60	0.60	2°	15°	3.40	YI3	YE3	PO**-*-16NR	PO**-*-16NL
92438	92459	3/8" - 9.525 mm	16	16NR 19" BSPT	16NL 19" BSPT	0.80	0.90	2°	15°	3.40	YI3	YE3	PO**-*-16NR	PO**-*-16NL
92441	92462	3/8" - 9.525 mm	16	16NR 14" BSPT	16NL 14" BSPT	1.00	1.20	2°	15°	3.40	YI3	YE3	PO**-*-16NR	PO**-*-16NL
92444	92465	3/8" - 9.525 mm	16	16NR 11" BSPT	16NL 11" BSPT	1.10	1.50	2°	15°	3.40	YI3	YE3	PO**-*-16NR	PO**-*-16NL

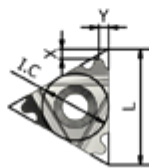
Triangular Threading Inserts



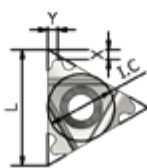
External right (ER)



External left (EL)



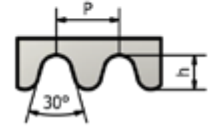
Internal right (NR)



Internal left (NL)



Chip breaker



RD - Knuckle thread

Triangular threading inserts External DIN 405

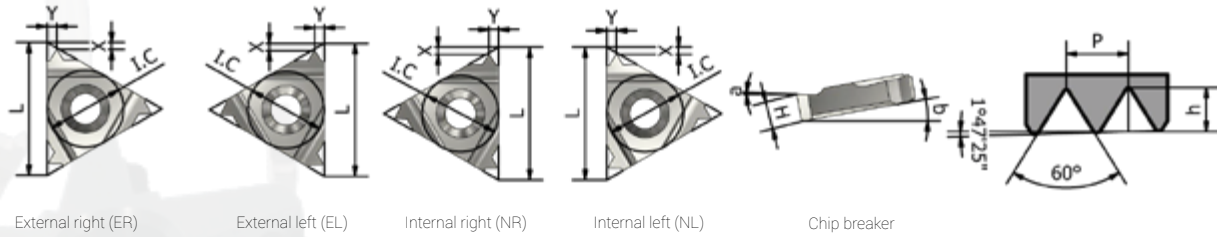
EDP Number		IC	L	Right		x mm	Y mm	a	b	H mm	Anvil	Anvil	Tool holder	Tool holder
Right hand K27C	Left hand K27C			Right	Left									
65444	65456	3/8" - 9.525 mm	16	16ER 10" RD	16EL 10" RD	1.00	1.30	2°	10°	3.40	YI3	YE3	PO***-16ER	PO***-16EL
65445	65457	3/8" - 9.525 mm	16	16ER 8" RD	16EL 8" RD	1.40	1.40	2°	10°	3.40	YI3	YE3	PO***-16ER	PO***-16EL
65446	65458	3/8" - 9.525 mm	16	16ER 6" RD	16EL 6" RD	1.50	1.70	2°	10°	3.40	YI3	YE3	PO***-16ER	PO***-16EL
65447	65459	1/2" - 12.70 mm	22	22ER 6" RD	22EL 6" RD	1.50	1.70	2°	10°	4.60	YI4	YE4	PO***-22ER	PO***-22EL
65448	65460	1/2" - 12.70 mm	22	22ER 4" RD	22EL 4" RD	2.20	2.30	2°	10°	4.60	YI4	YE4	PO***-22ER	PO***-22EL
65449	65461	5/8" - 15.875 mm	27	27ER 4" RD	27EL 4" RD	2.20	2.30	2°	10°	6.20	YI5	YE5	PO***-27ER	PO***-27EL

RD - Knuckle thread

Triangular threading inserts Internal DIN 405

EDP Number		IC	L	Right		X mm	Y mm	a	b	H mm	Anvil	Anvil	Tool holder	Tool holder
Right hand K27C	Left hand K27C			Right	Left									
65450	65462	3/8" - 9.525 mm	16	16NR 10" RD	16NL 10" RD	1.00	1.30	2°	15°	3.40	YI3	YE3	PO***-16NR	PO***-16NL
65451	65463	3/8" - 9.525 mm	16	16NR 8" RD	16NL 8" RD	1.40	1.40	2°	15°	3.40	YI3	YE3	PO***-16NR	PO***-16NL
65452	65464	3/8" - 9.525 mm	16	16NR 6" RD	16NL 6" RD	1.50	1.70	2°	15°	3.40	YI3	YE3	PO***-16NR	PO***-16NL
65453	65465	1/2" - 12.70 mm	22	22NR 6" RD	22NL 6" RD	1.50	1.70	2°	15°	4.60	YI4	YE4	PO***-22NR	PO***-22NL
65454	65466	1/2" - 12.70 mm	22	22NR 4" RD	22NL 4" RD	2.20	2.30	2°	15°	4.60	YI4	YE4	PO***-22NR	PO***-22NL
65455	65467	5/8" - 15.875 mm	27	27NR 4" RD	27NL 4" RD	2.20	2.30	2°	15°	6.20	YI5	YE5	PO***-27NR	PO***-27NL

Triangular Threading Inserts



National Pipe Taper

Triangular threading inserts **External** **NF E 29-684, ANSI / ASME B1.20.1**
NPT - Inch

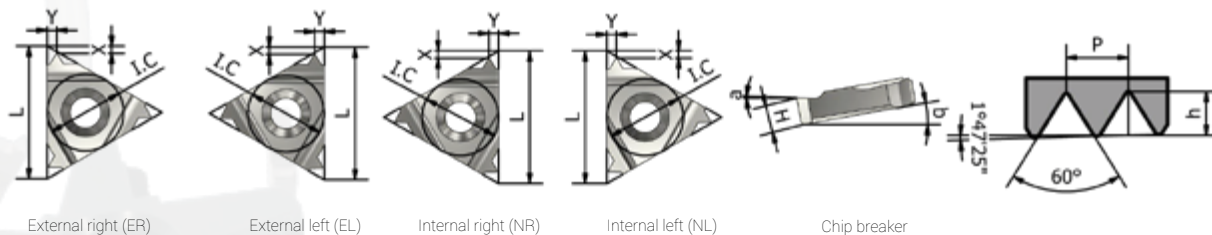
EDP Number		IC	L	Right	Left	X	Y	a	b	H	Anvil	Anvil	Tool holder	Tool holder
Right hand	Left hand													
K27C	K27C					mm	mm			mm				
92192	92240	1/4" - 6.35 mm	11	11ER 27" NPT	11EL 27" NPT	0.70	0.80	2°	15°	3.00	----	----	PO**-*-11ER	PO**-*-11EL
92195	92243	1/4" - 6.35 mm	11	11ER 18" NPT	11EL 18" NPT	0.80	1.00	2°	15°	3.00	---	----	PO**-*-11ER	PO**-*-11EL
92198	92246	1/4" - 6.35 mm	11	11ER 14" NPT	11EL 14" NPT	0.90	1.10	2°	15°	3.00	---	----	PO**-*-11ER	PO**-*-11EL
92201	92249	3/8" - 9.525 mm	16	16ER 27" NPT	16ER 27" NPT	0.70	0.80	2°	10°	3.40	YE3	YI3	PO**-*-16ER	PO**-*-16EL
92204	92252	3/8" - 9.525 mm	16	16ER 18" NPT	16EL 18" NPT	0.80	1.00	2°	10°	3.40	YE3	YI3	PO**-*-16ER	PO**-*-16EL
92207	92255	3/8" - 9.525 mm	16	16ER 14" NPT	16EL 14" NPT	0.90	1.20	2°	10°	3.40	YE3	YI3	PO**-*-16ER	PO**-*-16EL
92210	92258	3/8" - 9.525 mm	16	16ER 11.5" NPT	16EL 11.5" NPT	1.10	1.50	2°	10°	3.40	YE3	YI3	PO**-*-16ER	PO**-*-16EL
92213	92261	3/8" - 9.525 mm	16	16ER 8" NPT	16EL 8" NPT	1.30	1.80	2°	10°	3.40	YE3	YI3	PO**-*-16ER	PO**-*-16EL

National Pipe Taper

Triangular threading inserts **Internal** **NF E 29-684, ANSI / ASME B1.20.1**
NPT - Inch

EDP Number		IC	L	Right	Left	X	Y	a	b	H	Anvil	Anvil	Tool holder	Tool holder
Right hand	Left hand													
K27C	K27C					mm	mm			mm				
92216	92264	1/4" - 6.35 mm	11	11NR 27" NPT	11NL 27" NPT	0.70	0.80	2°	15°	3.00	----	----	PO**-*-11NR	PO**-*-11NL
92219	92267	1/4" - 6.35 mm	11	11NR 18" NPT	11NL 18" NPT	0.80	1.00	2°	15°	3.00	----	----	PO**-*-11NR	PO**-*-11NL
92222	92270	1/4" - 6.35 mm	11	11NR 14" NPT	11NL 14" NPT	0.90	1.10	2°	15°	3.00	----	----	PO**-*-11NR	PO**-*-11NL
92225	92273	3/8" - 9.525 mm	16	16NR 27" NPT	16NL 27" NPT	0.70	0.80	2°	15°	3.40	YI3	YE3	PO**-*-16NR	PO**-*-16NL
92228	92276	3/8" - 9.525 mm	16	16NR 18" NPT	16NL 18" NPT	0.80	1.00	2°	15°	3.40	YI3	YE3	PO**-*-16NR	PO**-*-16NL
92231	92279	3/8" - 9.525 mm	16	16NR 14" NPT	16NL 14" NPT	0.90	1.20	2°	15°	3.40	YI3	YE3	PO**-*-16NR	PO**-*-16NL
92234	92282	3/8" - 9.525 mm	16	16NR 11.5" NPT	16NL 11.5" NPT	1.10	1.50	2°	15°	3.40	YI3	YE3	PO**-*-16NR	PO**-*-16NL
92237	92285	3/8" - 9.525 mm	16	16NR 8" NPT	16NL 8" NPT	1.30	1.80	2°	15°	3.40	YI3	YE3	PO**-*-16NR	PO**-*-16NL

Triangular Threading Inserts



NPTF (Dryseal Pipe thread)

Triangular threading inserts **External** **ANSI : B1.20.3**

NPTF - Inch

EDP Number		IC	L	Right		X mm	Y mm	a	b	H mm	Anvil	Anvil	Tool holder	Tool holder
Right hand K27C	Left hand K27C			Right	Left									
92288	92312	1/4" - 6.35 mm	11	11ER 27" NPTF	11EL 27" NPTF	0.70	0.80	2°	15°	3.00	----	----	PO**-*-11ER	PO**-*-11EL
92291	92315	1/4" - 6.35 mm	11	11ER 18" NPTF	11EL 18" NPTF	0.80	1.00	2°	15°	3.00	----	----	PO**-*-11ER	PO**-*-11EL
92294	92318	1/4" - 6.35 mm	11	11ER 14" NPTF	11EL 14" NPTF	0.90	1.10	2°	15°	3.00	----	----	PO**-*-11ER	PO**-*-11EL
92297	92321	3/8" - 9.525 mm	16	16ER 27" NPTF	16EL 27" NPTF	0.70	0.80	2°	10°	3.40	YE3	YI3	PO**-*-16ER	PO**-*-16EL
92300	92324	3/8" - 9.525 mm	16	16ER 18" NPTF	16EL 18" NPTF	0.80	1.00	2°	10°	3.40	YE3	YI3	PO**-*-16ER	PO**-*-16EL
92303	92327	3/8" - 9.525 mm	16	16ER 14" NPTF	16EL 14" NPTF	0.90	1.20	2°	10°	3.40	YE3	YI3	PO**-*-16ER	PO**-*-16EL
92306	92330	3/8" - 9.525 mm	16	16ER 11.5" NPTF	16EL 11.5" NPTF	1.10	1.50	2°	10°	3.40	YE3	YI3	PO**-*-16ER	PO**-*-16EL
92309	92333	3/8" - 9.525 mm	16	16ER 8" NPTF	16EL 8" NPTF	1.30	1.80	2°	10°	3.40	YE3	YI3	PO**-*-16ER	PO**-*-16EL

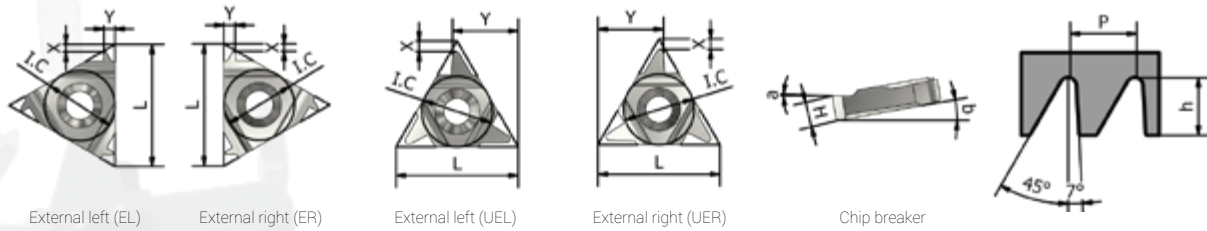
NPTF (Dryseal Pipe thread)

Triangular threading inserts **Internal** **ANSI : B1.20.3**

NPTF - Inch

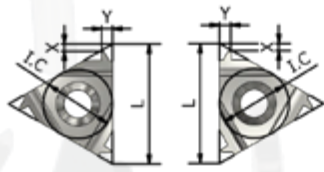
EDP Number		IC	L	Right		X mm	Y mm	a	b	H mm	Anvil	Anvil	Tool holder	Tool holder
Right hand K27C	Left hand K27C			Right	Left									
92336	92360	1/4" - 6.35 mm	11	11NR 27" NPTF	11NL 27" NPTF	0.70	0.80	2°	15°	3.00	----	----	PO**-*-11NR	PO**-*-11NL
92339	92363	1/4" - 6.35 mm	11	11NR 18" NPTF	11NL 18" NPTF	0.80	1.00	2°	15°	3.00	----	----	PO**-*-11NR	PO**-*-11NL
92342	92366	1/4" - 6.35 mm	11	11NR 14" NPTF	11NL 14" NPTF	0.90	1.10	2°	15°	3.00	----	----	PO**-*-11NR	PO**-*-11NL
92345	92369	3/8" - 9.525 mm	16	16NR 27" NPTF	16NL 27" NPTF	0.70	0.80	2°	15°	3.40	YI3	YE3	PO**-*-16NR	PO**-*-16NL
92348	92372	3/8" - 9.525 mm	16	16NR 18" NPTF	16NL 18" NPTF	0.80	1.00	2°	15°	3.40	YI3	YE3	PO**-*-16NR	PO**-*-16NL
92351	92376	3/8" - 9.525 mm	16	16NR 14" NPTF	16NL 14" NPTF	0.90	1.20	2°	15°	3.40	YI3	YE3	PO**-*-16NR	PO**-*-16NL
92354	92378	3/8" - 9.525 mm	16	16NR 11.5" NPTF	16NL 11.5" NPTF	1.10	1.50	2°	15°	3.40	YI3	YE3	PO**-*-16NR	PO**-*-16NL
92357	92381	3/8" - 9.525 mm	16	16NR 8" NPTF	16NL 8" NPTF	1.30	1.80	2°	15°	3.40	YI3	YE3	PO**-*-16NR	PO**-*-16NL

Triangular Threading Inserts



American Buttress																
Triangular threading inserts																
External																
ANSI B1.9.1973																
AMBUT - Inch																
EDP Number		IC	L	Right		Left		X mm	Y mm	a	b	H mm	Anvil	Anvil	Tool holder	Tool holder
Right hand K27C	Left hand K27C			Right	Left											
92468	92495	1/4"-6.350mm	11	11ER 20" AMBUT	11EL 20" AMBUT	1.00	1.40	2°	15°	3.00	---	---	PO**-**-11ER	PO**-**-11EL		
92471	92498	1/4"-6.350mm	11	11ER 16" AMBUT	11EL 16" AMBUT	1.30	1.90	2°	15°	3.00	---	---	PO**-**-11ER	PO**-**-11EL		
92474	92501	3/8"-9.525mm	16	16ER 20" AMBUT	16EL 20" AMBUT	1.00	1.40	2°	10°	3.40	YE3	YI3	PO**-**-16ER	PO**-**-16EL		
92477	92504	3/8"-9.525mm	16	16ER 16" AMBUT	16EL 16" AMBUT	1.00	1.50	2°	10°	3.40	YE3	YI3	PO**-**-16ER	PO**-**-16EL		
92483	92510	3/8"-9.525mm	16	16ER 12" AMBUT	16EL 12" AMBUT	1.40	2.00	2°	10°	3.40	YE3	YI3	PO**-**-16ER	PO**-**-16EL		
92486	92513	3/8"-9.525mm	16	16ER 10" AMBUT	16EL 10" AMBUT	1.50	2.30	2°	10°	3.40	YE3	YI3	PO**-**-16ER	PO**-**-16EL		
92489	92516	1/2"-12.700mm	22	22ER 8" AMBUT	22EL 8" AMBUT	2.00	3.20	2°	10°	4.60	YE4	YI4	PO**-**-22ER	PO**-**-22EL		
92492	92519	1/2"-12.700mm	22	22ER 6" AMBUT	22EL 6" AMBUT	2.20	3.50	2°	10°	4.60	YE4	YI4	PO**-**-22ER	PO**-**-22EL		
65564	65576	1/2" U-12.700mm	22	22UER 4" AMBUT	22UEL 4" AMBUT	2.40	9.80	2°	10°	4.60	YE4U	YI4U	PO**-**-22UER	PO**-**-22UEL		
65565	65577	5/8" U-15.875mm	27	27UER 3" AMBUT	27UEL 3" AMBUT	3.10	12.1	2°	10°	6.20	YE5U	YI5U	PO**-**-27UER	PO**-**-27UEL		

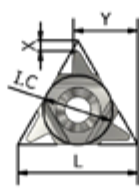
Triangular Threading Inserts



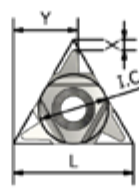
Internal right (NR)



Internal left (NL)



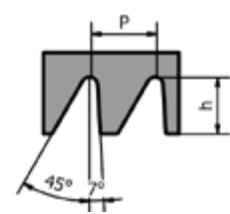
Internal right (UNR)



Internal left (UNL)



Chip breaker

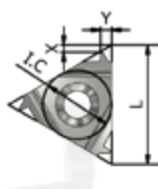


American Buttress														
Triangular threading inserts														
Internal														
ANSI B1.9.1973														
AMBUT - Inch														
EDP Number		IC	L	Right	Left	X mm	Y mm	a	b	H mm	Anvil	Anvil	Tool holder	Tool holder
Right hand K27C	Left hand K27C													
92522	92549	1/4"-6.350mm	11	11NR 20" AMBUT	11NL 20" AMBUT	1.00	1.40	2°	15°	3.00	---	---	PO**-**-11NR	PO**-**-11NL
92525	92552	1/4"-6.350mm	11	11NR 16" AMBUT	11NL 16" AMBUT	1.30	1.90	2°	15°	3.00	---	---	PO**-**-11NR	PO**-**-11NL
92528	92555	3/8"-9.525mm	16	16NR 20" AMBUT	16NL 20" AMBUT	1.00	1.40	2°	15°	3.40	YI3	YE3	PO**-**-16NR	PO**-**-16NL
92531	92558	3/8"-9.525mm	16	16NR 16" AMBUT	16NL 16" AMBUT	1.00	1.50	2°	15°	3.40	YI3	YE3	PO**-**-16NR	PO**-**-16NL
92537	92564	3/8"-9.525mm	16	16NR 12" AMBUT	16NL 12" AMBUT	1.40	2.00	2°	15°	3.40	YI3	YE3	PO**-**-16NR	PO**-**-16NL
92540	92567	3/8"-9.525mm	16	16NR 10" AMBUT	16NL 10" AMBUT	1.50	2.30	2°	15°	3.40	YI3	YE3	PO**-**-16NR	PO**-**-16NL
92543	92570	1/2"-12.700mm	22	22NR 8" AMBUT	22NL 8" AMBUT	2.00	3.20	2°	15°	4.60	YI4	YE4	PO**-**-22NR	PO**-**-22NL
92546	92573	1/2"-12.700mm	22	22NR 6" AMBUT	22NL 6" AMBUT	2.20	3.50	2°	15°	4.60	YI4	YE4	PO**-**-22NR	PO**-**-22NL
65566	65586	1/2" U-12.700mm	22	22UNR 4" AMBUT	22UNL 4" AMBUT	2.40	9.80	2°	10°	4.60	YI4U	YE4U	PO**-**-22UNR	PO**-**-22UNL
65567	65587	5/8" U-15.875mm	27	27UNR 3" AMBUT	27UNL 3" AMBUT	3.10	12.1	2°	10°	6.20	YI5U	YE5U	PO**-**-27UNR	PO**-**-27UNL

Triangular Threading Inserts



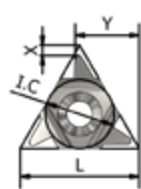
External right (ER)



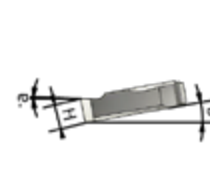
External left (EL)



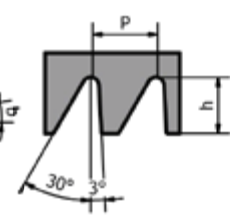
External right (JER)



External left (UEL)



Chip breaker



EDP Number		IC	L	External		X mm	Y mm	a	b	H mm	Anvil	Anvil	Tool holder	Tool holder
Right hand K27C	Left hand K27C			Right	Left									
65540	65552	3/8"-9.525mm	16	16ER 2.0 Saege	16EL 2.0 Saege	1.50	2.10	2°	10°	3.40	YE3	YI3	PO***-16ER	PO***-16EL
65541	65553	1/2"-12.700mm	22	22ER 2.0 Saege	22EL 2.0 Saege	1.50	2.10	2°	10°	4.60	YE4	YI4	PO***-22ER	PO***-22EL
65542	65554	1/2"-12.700mm	22	22ER 3.0 Saege	22EL 3.0 Saege	1.80	2.60	2°	10°	4.60	YE4	YI4	PO***-22ER	PO***-22EL
65543	65555	5/8"-15.875mm	27	27ER 4.0 Saege	27EL 4.0 Saege	1.90	3.20	2°	10°	6.20	YE5	YI5	PO***-27ER	PO***-27EL
65544	65556	1/2" U-12.700mm	22	22UER 5.0 Saege	22UEL 5.0 Saege	1.90	11.7	2°	10°	4.60	YE4U	YI4U	PO***-22UER	PO***-22UEL
65545	65557	1/2" U-12.700mm	22	22UER 6.0 Saege	22UEL 6.0 Saege	1.70	11.9	2°	10°	4.60	YE4U	YI4U	PO***-22UER	PO***-22UEL



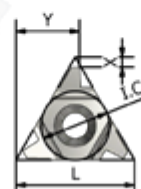
Internal right (NR)



Internal left (NL)



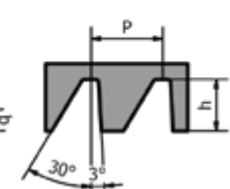
Internal right (UNR)



Internal left (UNL)

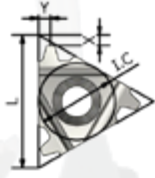


Chip breaker

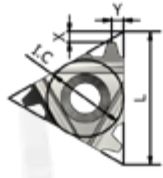


EDP Number		IC	L	Internal		X mm	Y mm	a	b	H mm	Anvil	Anvil	Tool holder	Tool holder
Right hand K27C	Left hand K27C			Right	Left									
65546	65558	3/8"-9.525mm	16	16NR 2.0 Saege	16NL 2.0 Saege	1.50	2.10	2°	15°	3.40	YI3	YE3	PO***-16NR	PO***-16NL
65547	65559	1/2"-12.700mm	22	22NR 2.0 Saege	22NL 2.0 Saege	1.50	2.10	2°	15°	4.60	YI4	YE4	PO***-22NR	PO***-22NL
65548	65560	1/2"-12.700mm	22	22NR 3.0 Saege	22NL 3.0 Saege	1.80	2.60	2°	15°	4.60	YI4	YE4	PO***-22NR	PO***-22NL
65549	65561	5/8"-15.875mm	27	27NR 4.0 Saege	27NL 4.0 Saege	2.10	3.20	2°	15°	6.20	YI5	YE5	PO***-27NR	PO***-27NL
65550	65562	1/2" U-12.700mm	22	22UNR 5.0 Saege	22UNL 5.0 Saege	1.90	11.7	2°	10°	4.60	YI4U	YE4U	PO***-22UNR	PO***-22UNL
65551	65563	1/2" U-12.700mm	22	22UNR 6.0 Saege	22UNL 6.0 Saege	2.10	11.9	2°	10°	4.60	YI4U	YE4U	PO***-22UNR	PO***-22UNL

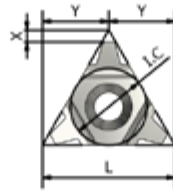
Triangular Threading Inserts



External right (ER)



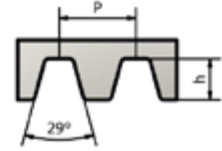
External left (EL)



U

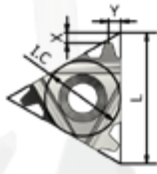


Chip breaker



ACME														
Triangular threading inserts										External		ANSI B1.5 : 1988		
ACME - Inch														
EDP Number		IC	L	Right	Left	X mm	Y mm	a	b	H mm	Anvil	Anvil	Tool holder	Tool holder
Right hand K27C	Left hand K27C													
65626	65634	1/4"-6.350mm	11	11ER 16" ACME	11EL 16" ACME	1.00	1.10	2°	15°	3.00	---	---	PO**-*-11ER	PO**-*-11EL
92576	92600	3/8"-9.525mm	16	16ER 16" ACME	16EL 16" ACME	1.00	1.10	2°	10°	3.40	YE3	YI3	PO**-*-16ER	PO**-*-16EL
92579	92603	3/8"-9.525mm	16	16ER 14" ACME	16EL 14" ACME	1.00	1.20	2°	10°	3.40	YE3	YI3	PO**-*-16ER	PO**-*-16EL
92582	92606	3/8"-9.525mm	16	16ER 12" ACME	16EL 12" ACME	1.10	1.20	2°	10°	3.40	YE3	YI3	PO**-*-16ER	PO**-*-16EL
92585	92609	3/8"-9.525mm	16	16ER 10" ACME	16EL 10" ACME	1.30	1.40	2°	10°	3.40	YE3	YI3	PO**-*-16ER	PO**-*-16EL
92588	92612	3/8"-9.525mm	16	16ER 8" ACME	16EL 8" ACME	1.40	1.50	2°	10°	3.40	YE3	YI3	PO**-*-16ER	PO**-*-16EL
92591	92615	1/2"-12.700mm	22	22ER 6" ACME	22EL 6" ACME	1.80	2.10	2°	10°	4.60	YE4	YI4	PO**-*-22ER	PO**-*-22EL
92594	92618	1/2"-12.700mm	22	22ER 5" ACME	22EL 5" ACME	2.00	2.30	2°	10°	4.60	YE4	YI4	PO**-*-22ER	PO**-*-22EL
92597	92621	5/8"-15.875mm	27	27ER 4" ACME	27EL 4" ACME	2.40	2.70	2°	10°	6.20	YE5	YI5	PO**-*-27ER	PO**-*-27EL
65643	65643	1/2" U -12.700mm	22	22UENR-L 4" ACME		2.30	11.0	2°	10°	4.60	YE4U	YI4U	PO**-*-22UER	PO**-*-22UEL
65644	65644	1/2" U -12.700mm	22	22UENR-L 3" ACME		3.00	11.0	2°	10°	4.60	YE4U	YI4U	PO**-*-22UER	PO**-*-22UEL
65645	65645	5/8" U -15.875mm	27	27UENR-L 3" ACME		3.00	13.5	2°	10°	6.20	YE5U	YI5U	PO**-*-27UER	PO**-*-27UEL

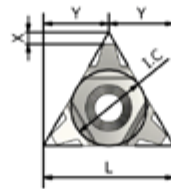
Triangular Threading Inserts



Internal right (NR)



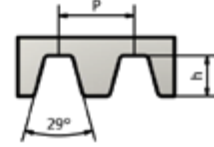
Internal left (NL)



U



Chip breaker

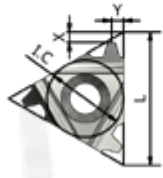


ACME														
Triangular threading inserts										Internal		ANSI B1.5 : 1988		
ACME - Inch														
EDP Number		IC	L	Right	Left	X mm	Y mm	a	b	H mm	Anvil	Anvil	Tool holder	Tool holder
Right hand K27C	Left hand K27C													
65630	65646	1/4"-6.350mm	11	11NR 16" ACME	11NL 16" ACME	1.00	1.10	2°	15°	3.00	---	---	PO**-**-11NR	PO**-**-11NL
92624	92648	3/8"-9.525mm	16	16NR 16" ACME	16NL 16" ACME	1.00	1.10	2°	15°	3.40	YI3	YE3	PO**-**-16NR	PO**-**-16NL
92627	92651	3/8"-9.525mm	16	16NR 14" ACME	16NL 14" ACME	1.00	1.20	2°	15°	3.40	YI3	YE3	PO**-**-16NR	PO**-**-16NL
92630	92654	3/8"-9.525mm	16	16NR 12" ACME	16NL 12" ACME	1.10	1.20	2°	15°	3.40	YI3	YE3	PO**-**-16NR	PO**-**-16NL
92633	92657	3/8"-9.525mm	16	16NR 10" ACME	16NL 10" ACME	1.30	1.40	2°	15°	3.40	YI3	YE3	PO**-**-16NR	PO**-**-16NL
92636	92660	3/8"-9.525mm	16	16NR 8" ACME	16NL 8" ACME	1.40	1.50	2°	15°	3.40	YI3	YE3	PO**-**-16NR	PO**-**-16NL
92639	92663	1/2"-12.700mm	22	22NR 6" ACME	22NL 6" ACME	1.80	2.10	2°	15°	4.60	YI4	YE4	PO**-**-22NR	PO**-**-22NL
92642	92666	1/2"-12.700mm	22	22NR 5" ACME	22NL 5" ACME	2.00	2.30	2°	15°	4.60	YI4	YE4	PO**-**-22NR	PO**-**-22NL
92645	92669	5/8"-15.875mm	27	27NR 4" ACME	27NL 4" ACME	2.40	2.70	2°	15°	6.20	YI5	YE5	PO**-**-27NR	PO**-**-27NL
65655	65655	1/2" U -12.700mm	22	22UENR-L 4" ACME		2.30	11.0	2°	10°	4.60	YI4U	YE4U	PO**-**-22UNR	PO**-**-22UNL
65656	65656	1/2" U -12.700mm	22	22UENR-L 3" ACME		3.00	11.0	2°	10°	4.60	YI4U	YE4U	PO**-**-22UNR	PO**-**-22UNL
65657	65657	5/8" U -15.875mm	27	27UENR-L 3" ACME		3.00	13.5	2°	10°	6.20	YI5U	YE5U	PO**-**-27UNR	PO**-**-27UNL

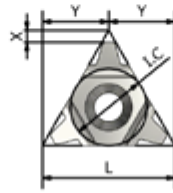
Triangular Threading Inserts



External right (ER)



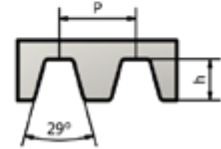
External left (EL)



U



Chip breaker

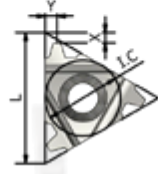


STUB ACME														
Triangular threading inserts										ANSI B1.8 : 1988				
External														
STACME - Inch														
EDP Number		IC	L	Right	Left	X mm	Y mm	a	b	H mm	Anvil	Anvil	Tool holder	Tool holder
Right hand	Left hand													
K27C	K27C													
65657SA	65667SA	1/4"-6.350mm	11	11ER 16"STACME	11EL 16"STACME	1.00	1.00	2°	15°	3.00	---	---	PO***-11ER	PO***-11EL
92576SA	92600SA	3/8"-9.525mm	16	16ER 16"STACME	16EL 16"STACME	1.00	1.00	2°	10°	3.40	YE3	YI3	PO***-16ER	PO***-16EL
92579SA	92603SA	3/8"-9.525mm	16	16ER 14"STACME	16EL 14"STACME	1.10	1.10	2°	10°	3.40	YE3	YI3	PO***-16ER	PO***-16EL
92582SA	92606SA	3/8"-9.525mm	16	16ER 12"STACME	16EL 12"STACME	1.20	1.20	2°	10°	3.40	YE3	YI3	PO***-16ER	PO***-16EL
92585SA	92609SA	3/8"-9.525mm	16	16ER 10"STACME	16EL 10"STACME	1.20	1.30	2°	10°	3.40	YE3	YI3	PO***-16ER	PO***-16EL
92588SA	92612SA	3/8"-9.525mm	16	16ER 8"STACME	16EL 8"STACME	1.40	1.50	2°	10°	3.40	YE3	YI3	PO***-16ER	PO***-16EL
65658SA	65673SA	3/8"-9.525mm	16	16ER 6"STACME	16EL 6"STACME	1.70	1.80	2°	10°	3.40	YE3	YI3	PO***-16ER	PO***-16EL
92591SA	92615SA	1/2"-12.700mm	22	22ER 6"STACME	22EL 6"STACME	1.70	1.80	2°	10°	4.60	YE4	YI4	PO***-22ER	PO***-22EL
92594SA	92618SA	1/2"-12.700mm	22	22ER 5"STACME	22EL 5"STACME	2.10	2.30	2°	10°	4.60	YE4	YI4	PO***-22ER	PO***-22EL
92597SA	92621SA	5/8"-15.875mm	27	27ER 4"STACME	27EL 4"STACME	2.30	2.40	2°	10°	6.20	YE5	YI5	PO***-27ER	PO***-27EL
65659SA	65677SA	5/8"-15.875mm	27	27ER 3"STACME	27EL 3"STACME	2.90	2.90	2°	10°	6.20	YE5	YI5	PO***-27ER	PO***-27EL
65660SA	65660SA	1/2" U-12.700mm	22	22UENR-L 4" STACME		2.60	11.0	2°	10°	4.60	YE4U	YI4U	PO***-22UER	PO***-22UEL
65661SA	65661SA	1/2" U-12.700mm	22	22UENR-L 3" STACME		3.40	11.0	2°	10°	4.60	YE4U	YI4U	PO***-22UER	PO***-22UEL

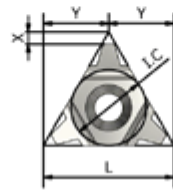
Triangular Threading Inserts



Internal right (NR)



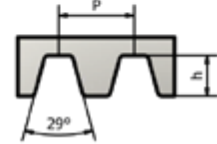
Internal left (NL)



U



Chip breaker

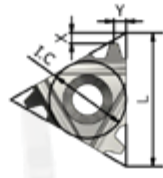


STUB ACME														
Triangular threading inserts														
Internal														
ANSI B1.8 : 1988														
STACME - Inch														
EDP Number		IC	L	Right	Left	X mm	Y mm	a	b	H mm	Anvil	Anvil	Tool holder	Tool holder
Right hand	Left hand													
K27C	K27C													
65662SA	65678SA	1/4"-6.350mm	11	11NR 16"STACME	11NL 16"STACME	1.00	1.00	2°	15°	3.00	---	---	PO**-**-11NR	PO**-**-11NL
92720SA	92744SA	3/8"-9.525mm	16	16NR 16"STACME	16NL 16"STACME	1.00	1.00	2°	15°	3.40	YE3	YI3	PO**-**-16NR	PO**-**-16NL
92723SA	92747SA	3/8"-9.525mm	16	16NR 14"STACME	16NL 14"STACME	1.10	1.10	2°	15°	3.40	YE3	YI3	PO**-**-16NR	PO**-**-16NL
92726SA	92750SA	3/8"-9.525mm	16	16NR 12"STACME	16NL 12"STACME	1.20	1.20	2°	15°	3.40	YE3	YI3	PO**-**-16NR	PO**-**-16NL
92729SA	92753SA	3/8"-9.525mm	16	16NR 10"STACME	16NL 10"STACME	1.20	1.30	2°	15°	3.40	YE3	YI3	PO**-**-16NR	PO**-**-16NL
92732SA	92756SA	3/8"-9.525mm	16	16NR 8"STACME	16NL 8"STACME	1.40	1.50	2°	15°	3.40	YE3	YI3	PO**-**-16NR	PO**-**-16NL
65663SA	65684SA	3/8"-9.525mm	16	16NR 6"STACME	16NL 6"STACME	1.70	1.80	2°	15°	3.40	YE3	YI3	PO**-**-16NR	PO**-**-16NL
92735SA	92759SA	1/2"-12.700mm	22	22NR 6"STACME	22NL 6"STACME	1.70	1.80	2°	15°	4.60	YE4	YI4	PO**-**-22NR	PO**-**-22NL
92738SA	92762SA	1/2"-12.700mm	22	22NR 5"STACME	22NL 5"STACME	2.10	2.30	2°	15°	4.60	YE4	YI4	PO**-**-22NR	PO**-**-22NL
92741SA	92765SA	5/8"-15.875mm	27	27NR 4"STACME	27NL 4"STACME	2.30	2.40	2°	15°	6.20	YE5	YI5	PO**-**-27NR	PO**-**-27NL
65664SA	65667SA	5/8"-15.875mm	27	27NR 3"STACME	27NL 3"STACME	2.90	2.90	2°	15°	6.20	YE5	YI5	PO**-**-27NR	PO**-**-27NL
65665SA	65665SA	1/2"U-12.700mm	22	22UENR-L 4" STACME		2.60	11.0	2°	10°	4.60	YE4U	YI4U	PO**-**-22UNR	PO**-**-22UNL
65666SA	65666SA	1/2"U-12.700mm	22	22UENR-L 3" STACME		3.40	11.0	2°	10°	4.60	YE4U	YI4U	PO**-**-22UNR	PO**-**-22UNL

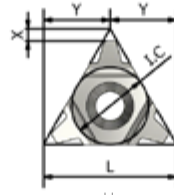
Triangular Threading Inserts



External right (ER)



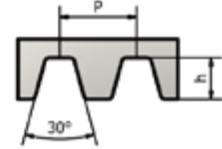
External left (EL)



U



Chip breaker

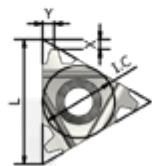


Trapeze Thread															
Triangular threading inserts															
TR - Metric															
EDP Number		IC	L	External		X mm	Y mm	a	b	H mm	Anvil	Anvil	Tool holder	Tool holder	
Right hand	Left hand			Right	Left										
K27C	K27C														
65588	65612	1/4"-6.350mm	11	11ER 1.50 TR	11EL 1.50 TR	0.80	0.90	2°	15°	3.00	---	---	PO**-*-11ER	PO**-*-11EL	
65589	65613	3/8"-9.525mm	16	16ER 1.50 TR	16EL 1.50 TR	1.00	1.10	2°	10°	3.40	YE3	YI3	PO**-*-16ER	PO**-*-16EL	
65590	65614	3/8"-9.525mm	16	16ER 2.00 TR	16EL 2.00 TR	1.10	1.30	2°	10°	3.40	YE3	YI3	PO**-*-16ER	PO**-*-16EL	
65591	65615	3/8"-9.525mm	16	16ER 3.00 TR	16EL 3.00 TR	1.30	1.50	2°	10°	3.40	YE3	YI3	PO**-*-16ER	PO**-*-16EL	
65592	65616	1/2"-12.700mm	22	22ER 4.00 TR	22EL 4.00 TR	1.70	1.90	2°	10°	4.60	YE4	YI4	PO**-*-22ER	PO**-*-22EL	
65593	65617	1/2"-12.700mm	22	22ER 5.00 TR	22EL 5.00 TR	2.10	2.50	2°	10°	4.60	YE4	YI4	PO**-*-22ER	PO**-*-22EL	
65594	65618	5/8"-15.875mm	27	27ER 6.00 TR	27EL 6.00 TR	2.30	2.70	2°	10°	6.20	YE5	YI5	PO**-*-27ER	PO**-*-27EL	
65595	65595	1/2" U-12.700mm	22	22UENR-L 6.0 TR		2.00	11.0	2°	10°	4.60	YE4U	YI4U	PO**-*-22UER	PO**-*-22UEL	
65596	65596	1/2" U-12.700mm	22	22UENR-L 7.0 TR		2.30	11.0	2°	10°	4.60	YE4U	YI4U	PO**-*-22UER	PO**-*-22UEL	
65597	65597	1/2" U-12.700mm	22	22UENR-L 8.0 TR		2.60	11.0	2°	10°	4.60	YE4U	YI4U	PO**-*-22UER	PO**-*-22UEL	
65598	65598	5/8" U-15.875mm	27	27UENR-L 8.0 TR		2.60	13.5	2°	10°	6.20	YE5U	YI5U	PO**-*-27UER	PO**-*-27UEL	
65599	65599	5/8" U-15.875mm	27	27UENR-L 9.0 TR		3.00	13.5	2°	10°	6.20	YE5U	YI5U	PO**-*-27UER	PO**-*-27UEL	

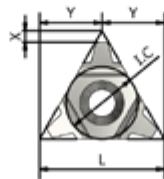
Triangular Threading Inserts



Internal right (NR)



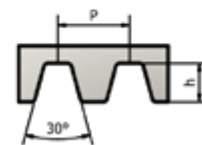
Internal left (NL)



U

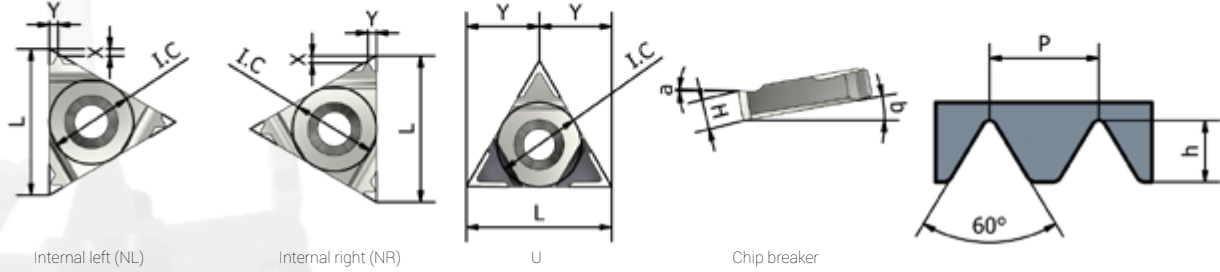


Chip breaker



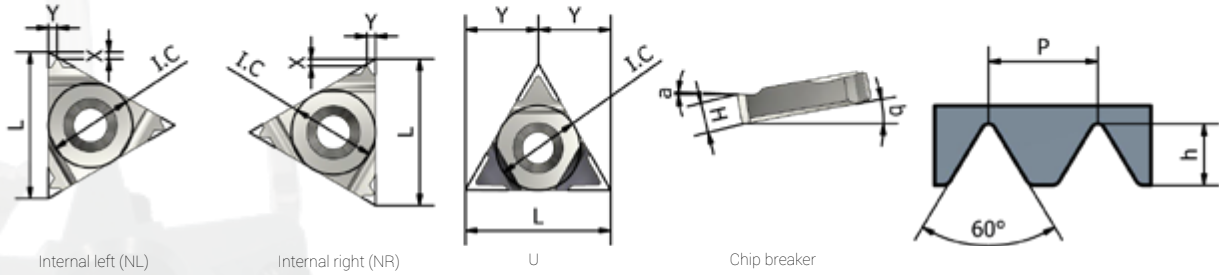
Trapeze Thread															
Triangular threading inserts												Internal		DIN 103	
TR - Mercic															
EDP Number		IC	L	Right	Left	X	Y	a	b	H	Anvil	Anvil	Tool holder	Tool holder	
Right hand	Left hand														
K27C	K27C					mm	mm			mm					
65600	65619	1/4"-6.350mm	11	11NR 1.50 TR	11NL 1.50 TR	0.80	0.90	2°	15°	3.00	---	---	PO***-11NR	PO***-11NL	
65601	65620	3/8"-9.525mm	16	16NR 1.50 TR	16NL 1.50 TR	1.00	1.10	2°	15°	3.40	YE3	YI3	PO***-16NR	PO***-16NL	
65602	65621	3/8"-9.525mm	16	16NR 2.00 TR	16NL 2.00 TR	1.10	1.30	2°	15°	3.40	YE3	YI3	PO***-16NR	PO***-16NL	
65603	65622	3/8"-9.525mm	16	16NR 3.00 TR	16NL 3.00 TR	1.30	1.50	2°	15°	3.40	YE3	YI3	PO***-16NR	PO***-16NL	
65604	65623	1/2"-12.700mm	22	22NR 4.00 TR	22NL 4.00 TR	1.70	1.90	2°	15°	4.60	YE4	YI4	PO***-22NR	PO***-22NL	
65605	65624	1/2"-12.700mm	22	22NR 5.00 TR	22NL 5.00 TR	2.10	2.50	2°	15°	4.60	YE4	YI4	PO***-22NR	PO***-22NL	
65606	65625	5/8"-15.875mm	27	27NR 6.00 TR	27NL 6.00 TR	2.30	2.70	2°	15°	6.20	YE5	YI5	PO***-27NR	PO***-27NL	
65607	65607	1/2" U-12.700mm	22	22UENR-L 6.0 TR		2.00	11.0	2°	10°	4.60	YE4U	YI4U	PO***-22UNR	PO***-22UNL	
65608	65608	1/2" U-12.700mm	22	22UENR-L 7.0 TR		2.30	11.0	2°	10°	4.60	YE4U	YI4U	PO***-22UNR	PO***-22UNL	
65609	65609	1/2" U-12.700mm	22	22UENR-L 8.0 TR		2.60	11.0	2°	10°	4.60	YE4U	YI4U	PO***-22UNR	PO***-22UNL	
65610	65610	5/8" U-15.875mm	27	27UENR-L 8.0 TR		2.60	13.5	2°	10°	6.20	YE5U	YI5U	PO***-27UNR	PO***-27UNL	
65611	65611	5/8" U-15.875mm	27	27UENR-L 9.0 TR		3.00	13.5	2°	10°	6.20	YE5U	YI5U	PO***-27UNR	PO***-27UNL	

Triangular Threading Inserts



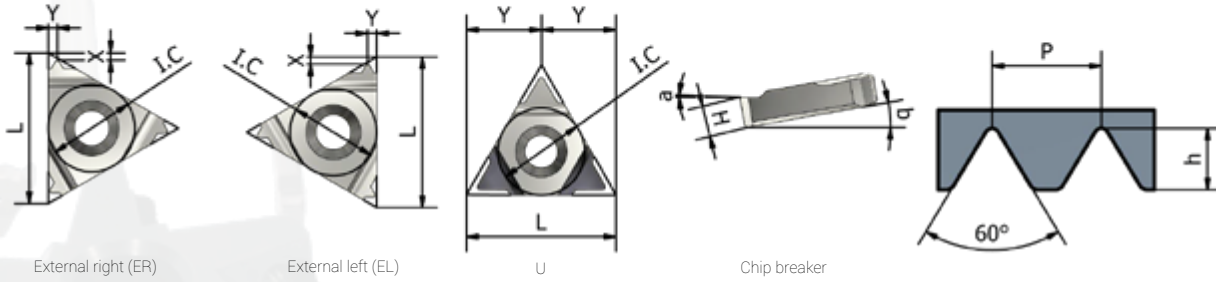
Aerospace thread														
Triangular threading inserts														
Internal														
DIN ISO 7-1, DIN 3858, NF E 03-004														
UNJ, UNJC, UNJF, UNJEF - Inch														
EDP Number		IC	L	Right	Left	X mm	Y mm	a	b	H mm	Anvil	Anvil	Tool holder	Tool holder
Right hand	Left hand													
K27C	K27C													
65688	65706	1/4" - 6.35 mm	11	11NR 48" UNJ	11NL 48" UNJ	0.60	0.50	2°	15°	3.00	----	----	PO**_**-11NR	PO**_**-11NL
65689	65707	1/4" - 6.35 mm	11	11NR 44" UNJ	11NL 44" UNJ	0.60	0.60	2°	15°	3.00	----	----	PO**_**-11NR	PO**_**-11NL
65690	65708	1/4" - 6.35 mm	11	11NR 40" UNJ	11NL 40" UNJ	0.60	0.60	2°	15°	3.00	----	----	PO**_**-11NR	PO**_**-11NL
65691	65709	1/4" - 6.35 mm	11	11NR 36" UNJ	11NL 36" UNJ	0.60	0.60	2°	15°	3.00	----	----	PO**_**-11NR	PO**_**-11NL
65692	65710	1/4" - 6.35 mm	11	11NR 32" UNJ	11NL 32" UNJ	0.60	0.70	2°	15°	3.00	----	----	PO**_**-11NR	PO**_**-11NL
65693	65711	1/4" - 6.35 mm	11	11NR 28" UNJ	11NL 28" UNJ	0.70	0.70	2°	15°	3.00	----	----	PO**_**-11NR	PO**_**-11NL
65694	65712	1/4" - 6.35 mm	11	11NR 27" UNJ	11NL 27" UNJ	0.70	0.80	2°	15°	3.00	----	----	PO**_**-11NR	PO**_**-11NL
65695	65713	1/4" - 6.35 mm	11	11NR 24" UNJ	11NL 24" UNJ	0.80	0.90	2°	15°	3.00	----	----	PO**_**-11NR	PO**_**-11NL
65696	65714	1/4" - 6.35 mm	11	11NR 18" UNJ	11NL 18" UNJ	0.80	1.00	2°	15°	3.00	----	----	PO**_**-11NR	PO**_**-11NL
65697	65715	1/4" - 6.35 mm	11	11NR 16" UNJ	11NL 16" UNJ	0.90	1.10	2°	15°	3.00	----	----	PO**_**-11NR	PO**_**-11NL
65698	65716	1/4" - 6.35 mm	11	11NR 14" UNJ	11NL 14" UNJ	1.00	1.20	2°	15°	3.00	----	----	PO**_**-11NR	PO**_**-11NL
65699	65717	3/8" - 9.525 mm	16	16NR 48" UNJ	16NL 48" UNJ	0.60	0.50	2°	15°	3.40	YI3	YE3	PO**_**-16NR	PO**_**-16NL
65700	65718	3/8" - 9.525 mm	16	16NR 44" UNJ	16NL 44" UNJ	0.60	0.60	2°	15°	3.40	YI3	YE3	PO**_**-16NR	PO**_**-16NL
65701	65719	3/8" - 9.525 mm	16	16NR 40" UNJ	16NL 40" UNJ	0.60	0.60	2°	15°	3.40	YI3	YE3	PO**_**-16NR	PO**_**-16NL
91589	65720	3/8" - 9.525 mm	16	16NR 36" UNJ	16NL 36" UNJ	0.60	0.60	2°	15°	3.40	YI3	YE3	PO**_**-16NR	PO**_**-16NL
91592	65721	3/8" - 9.525 mm	16	16NR 32" UNJ	16NL 32" UNJ	0.60	0.70	2°	15°	3.40	YI3	YE3	PO**_**-16NR	PO**_**-16NL
91595	65722	3/8" - 9.525 mm	16	16NR 28" UNJ	16NL 28" UNJ	0.60	0.70	2°	15°	3.40	YI3	YE3	PO**_**-16NR	PO**_**-16NL
91598	65723	3/8" - 9.525 mm	16	16NR 24" UNJ	16NL 24" UNJ	0.70	0.80	2°	15°	3.40	YI3	YE3	PO**_**-16NR	PO**_**-16NL
91601	65724	3/8" - 9.525 mm	16	16NR 20" UNJ	16NL 20" UNJ	0.80	0.90	2°	15°	3.40	YI3	YE3	PO**_**-16NR	PO**_**-16NL
91604	65725	3/8" - 9.525 mm	16	16NR 18" UNJ	16NL 18" UNJ	0.80	1.00	2°	15°	3.40	YI3	YE3	PO**_**-16NR	PO**_**-16NL
91607	65726	3/8" - 9.525 mm	16	16NR 16" UNJ	16NL 16" UNJ	0.90	1.10	2°	15°	3.40	YI3	YE3	PO**_**-16NR	PO**_**-16NL
91610	65727	3/8" - 9.525 mm	16	16NR 14" UNJ	16NL 14" UNJ	1.00	1.20	2°	15°	3.40	YI3	YE3	PO**_**-16NR	PO**_**-16NL
91613	65728	3/8" - 9.525 mm	16	16NR 13" UNJ	16NL 13" UNJ	1.00	1.30	2°	15°	3.40	YI3	YE3	PO**_**-16NR	PO**_**-16NL
91616	65729	3/8" - 9.525 mm	16	16NR 12" UNJ	16NL 12" UNJ	1.10	1.30	2°	15°	3.40	YI3	YE3	PO**_**-16NR	PO**_**-16NL
91619	65730	3/8" - 9.525 mm	16	16NR 11" UNJ	16NL 11" UNJ	1.20	1.50	2°	15°	3.40	YI3	YE3	PO**_**-16NR	PO**_**-16NL
91622	65731	3/8" - 9.525 mm	16	16NR 10" UNJ	16NL 10" UNJ	1.20	1.50	2°	15°	3.40	YI3	YE3	PO**_**-16NR	PO**_**-16NL
91625	65732	3/8" - 9.525 mm	16	16NR 9" UNJ	16NL 9" UNJ	1.20	1.70	2°	15°	3.40	YI3	YE3	PO**_**-16NR	PO**_**-16NL

Triangular Threading Inserts



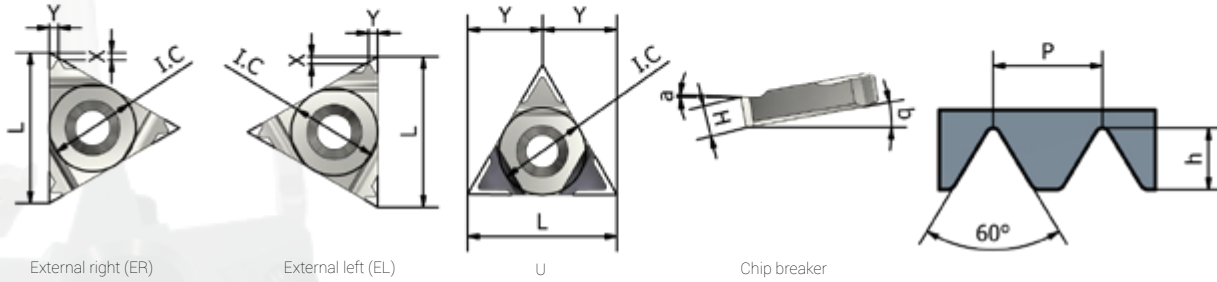
Aerospace thread														
Triangular threading inserts														
Internal														
DIN ISO 7-1, DIN 3858, NF E 03-004														
UNJ, UNJC, UNJF, UNJEF - Inch														
EDP Number		IC	L	Right	Left	X	Y	a	b	H	Anvil	Anvil	Tool holder	Tool holder
Right hand	Left hand													
K27C	K27C					mm	mm			mm				
91628	65733	3/8" - 9.525 mm	16	16NR 8" UNJ	16NL 8" UNJ	1.20	1.60	2°	15°	3.40	YI3	YE3	PO**-**-16NR	PO**-**-16NL
91631	65734	1/2" - 12.70 mm	22	22NR 7" UNJ	22NL 7" UNJ	1.70	2.30	2°	15°	4.60	YI4	YE4	PO**-**-22NR	PO**-**-22NL
91634	65735	1/2" - 12.70 mm	22	22NR 6" UNJ	22NL 6" UNJ	1.70	2.30	2°	15°	4.60	YI4	YE4	PO**-**-22NR	PO**-**-22NL
91637	65736	1/2" - 12.70 mm	22	22NR 5" UNJ	22NL 5" UNJ	1.80	2.50	2°	15°	4.60	YI4	YE4	PO**-**-22NR	PO**-**-22NL
65702	65737	5/8" - 15.875mm	27	27NR 4.5" UNJ	27NL 4.5" UNJ	2.20	2.70	2°	15°	6.20	YI5	YE5	PO**-**-27NR	PO**-**-27NL
65703	65738	5/8" - 15.875 mm	27	27NR 4" UNJ	27NL 4" UNJ	2.20	3.00	2°	15°	6.20	YI5	YE5	PO**-**-27NR	PO**-**-27NL
65704	65739	1/2" U-12.70mm	22	22UNR 4.5" UNJ	22UNL 4.5" UNJ	2.10	11.00	2°	10°	4.60	YI4U	YE4U	PO**-**-22UNR	PO**-**-22UNL
65705	65740	1/2" U-12.70mm	22	22UNR 4" UNJ	22UNL 4" UNJ	2.20	11.00	2°	10°	4.60	YI4U	YE4U	PO**-**-22UNR	PO**-**-22UNL

Triangular Threading Inserts



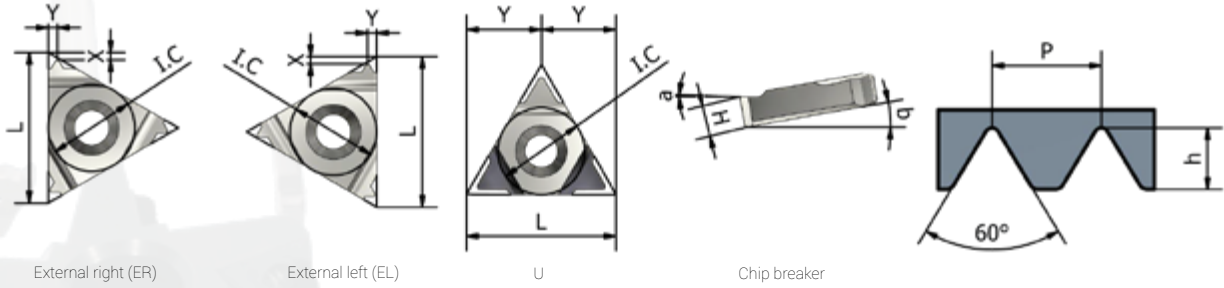
Aerospace thread														
Triangular threading inserts														
UNJ, UNJC, UNJF, UNJEF - Inch														
External														
DIN ISO 7-1, DIN 3858, NF E 03-004														
EDP Number		IC	L	Right	Left	X mm	Y mm	a	b	H mm	Anvil	AnŞ	Tool holder	Tool holder
Right hand	Left hand													
K27C	K27C													
65741	65760	1/4" - 6.35 mm	11	11ER 48" UNJ	11EL 48" UNJ	0.60	0.50	2°	15°	3.00	----	----	PO**_**-11ER	PO**_**-11EL
65742	65761	1/4" - 6.35 mm	11	11ER 44" UNJ	11EL 44" UNJ	0.60	0.60	2°	15°	3.00	----	----	PO**_**-11ER	PO**_**-11EL
65743	65762	1/4" - 6.35 mm	11	11ER 40" UNJ	11EL 40" UNJ	0.60	0.60	2°	15°	3.00	----	----	PO**_**-11ER	PO**_**-11EL
65744	65763	1/4" - 6.35 mm	11	11ER 36" UNJ	11EL 36" UNJ	0.60	0.60	2°	15°	3.00	----	----	PO**_**-11ER	PO**_**-11EL
65745	65764	1/4" - 6.35 mm	11	11ER 32" UNJ	11EL 32" UNJ	0.60	0.70	2°	15°	3.00	----	----	PO**_**-11ER	PO**_**-11EL
65746	65765	1/4" - 6.35 mm	11	11ER 28" UNJ	11EL 28" UNJ	0.70	0.70	2°	15°	3.00	----	----	PO**_**-11ER	PO**_**-11EL
65747	65766	1/4" - 6.35 mm	11	11ER 27" UNJ	11EL 27" UNJ	0.70	0.80	2°	15°	3.00	----	----	PO**_**-11ER	PO**_**-11EL
65748	65767	1/4" - 6.35 mm	11	11ER 24" UNJ	11EL 24" UNJ	0.80	0.90	2°	15°	3.00	----	----	PO**_**-11ER	PO**_**-11EL
65749	65768	1/4" - 6.35 mm	11	11ER 18" UNJ	11EL 18" UNJ	0.80	1.00	2°	15°	3.00	----	----	PO**_**-11ER	PO**_**-11EL
65750	65769	1/4" - 6.35 mm	11	11ER 16" UNJ	11EL 16" UNJ	0.90	1.10	2°	15°	3.00	----	----	PO**_**-11ER	PO**_**-11EL
65751	65770	1/4" - 6.35 mm	11	11ER 14" UNJ	11EL 14" UNJ	1.00	1.20	2°	15°	3.00	----	----	PO**_**-11ER	PO**_**-11EL
65752	65771	3/8" - 9.525 mm	16	16ER 48" UNJ	16EL 48" UNJ	0.60	0.50	2°	10°	3.40	YE3	YI3	PO**_**-16ER	PO**_**-16EL
65753	65772	3/8" - 9.525 mm	16	16ER 44" UNJ	16EL 44" UNJ	0.60	0.60	2°	10°	3.40	YE3	YI3	PO**_**-16ER	PO**_**-16EL
65754	65773	3/8" - 9.525 mm	16	16ER 40" UNJ	16EL 40" UNJ	0.60	0.60	2°	10°	3.40	YE3	YI3	PO**_**-16ER	PO**_**-16EL
65755	65774	3/8" - 9.525 mm	16	16ER 36" UNJ	16EL 36" UNJ	0.60	0.60	2°	10°	3.40	YE3	YI3	PO**_**-16ER	PO**_**-16EL
91541	65775	3/8" - 9.525 mm	16	16ER 32" UNJ	16EL 32" UNJ	0.60	0.70	2°	10°	3.40	YE3	YI3	PO**_**-16ER	PO**_**-16EL
91544	65776	3/8" - 9.525 mm	16	16ER 28" UNJ	16EL 28" UNJ	0.70	0.70	2°	10°	3.40	YE3	YI3	PO**_**-16ER	PO**_**-16EL
91547	65777	3/8" - 9.525 mm	16	16ER 24" UNJ	16EL 24" UNJ	0.70	0.80	2°	10°	3.40	YE3	YI3	PO**_**-16ER	PO**_**-16EL
91550	65778	3/8" - 9.525 mm	16	16ER 20" UNJ	16EL 20" UNJ	0.80	0.90	2°	10°	3.40	YE3	YI3	PO**_**-16ER	PO**_**-16EL
91553	65779	3/8" - 9.525 mm	16	16ER 18" UNJ	16EL 18" UNJ	0.80	1.00	2°	10°	3.40	YE3	YI3	PO**_**-16ER	PO**_**-16EL
91556	65780	3/8" - 9.525 mm	16	16ER 16" UNJ	16EL 16" UNJ	0.90	1.10	2°	10°	3.40	YE3	YI3	PO**_**-16ER	PO**_**-16EL
91559	65781	3/8" - 9.525 mm	16	16ER 14" UNJ	16EL 14" UNJ	1.00	1.20	2°	10°	3.40	YE3	YI3	PO**_**-16ER	PO**_**-16EL
91562	65782	3/8" - 9.525 mm	16	16ER 13" UNJ	16EL 13" UNJ	1.00	1.30	2°	10°	3.40	YE3	YI3	PO**_**-16ER	PO**_**-16EL
91565	65783	3/8" - 9.525 mm	16	16ER 12" UNJ	16EL 12" UNJ	1.10	1.30	2°	10°	3.40	YE3	YI3	PO**_**-16ER	PO**_**-16EL
91568	65784	3/8" - 9.525 mm	16	16ER 11" UNJ	16EL 11" UNJ	1.20	1.50	2°	10°	3.40	YE3	YI3	PO**_**-16ER	PO**_**-16EL
91571	65785	3/8" - 9.525 mm	16	16ER 10" UNJ	16EL 10" UNJ	1.20	1.50	2°	10°	3.40	YE3	YI3	PO**_**-16ER	PO**_**-16EL
91574	65786	3/8" - 9.525 mm	16	16ER 9" UNJ	16EL 9" UNJ	1.20	1.70	2°	10°	3.40	YE3	YI3	PO**_**-16ER	PO**_**-16EL

Triangular Threading Inserts



Aerospace thread														
Triangular threading inserts														
External														
DIN ISO 7-1, DIN 3858, NF E 03-004														
UNJ, UNJC, UNJF, UNJEF - Inch														
EDP Number		IC	L	Right	Left	X	Y	a	b	H	Anvil	AnŞ	Tool holder	Tool holder
Right hand	Left hand													
K27C	K27C					mm	mm			mm				
91577	65787	3/8" - 9.525 mm	16	16ER 8" UNJ	16EL 8" UNJ	1.20	1.60	2°	10°	3.40	YE3	YI3	PO**-**-16ER	PO**-**-16EL
91580	65788	1/2"- 12.70 mm	22	22ER 7" UNJ	22EL 7" UNJ	1.70	2.30	2°	10°	4.60	YE4	YI4	PO**-**-22ER	PO**-**-22EL
91583	65789	1/2"- 12.70 mm	22	22ER 6" UNJ	22EL 6" UNJ	1.70	2.30	2°	10°	4.60	YE4	YI4	PO**-**-22ER	PO**-**-22EL
91586	65790	1/2"- 12.70 mm	22	22ER 5" UNJ	22EL 5" UNJ	1.80	2.50	2°	10°	4.60	YE4	YI4	PO**-**-22ER	PO**-**-22EL
65756	65791	5/8"-15.875 mm	27	27ER 4.5" UNJ	27EL 4.5" UNJ	2.00	2.70	2°	10°	6.20	YE5	YI5	PO**-**-27ER	PO**-**-27EL
65757	65792	5/8"-15.875 mm	27	27ER 4" UNJ	27EL 4" UNJ	2.20	3.00	2°	10°	6.20	YE5	YI5	PO**-**-27ER	PO**-**-27EL
65758	65793	1/2"U- 12.70mm	22	22UER 4" UNJ	22UEL 4" UNJ	2.10	11.00	2°	10°	4.60	YE4U	YI4U	PO**-**-22UER	PO**-**-22UEL
65759	65794	1/2"U- 12.70mm	22	22UER 4.5" UNJ	22UEL 4.5" UNJ	2.20	11.00	2°	10°	4.60	YE4U	YI4U	PO**-**-22UER	PO**-**-22UEL

Triangular Threading Inserts



Aerospace thread

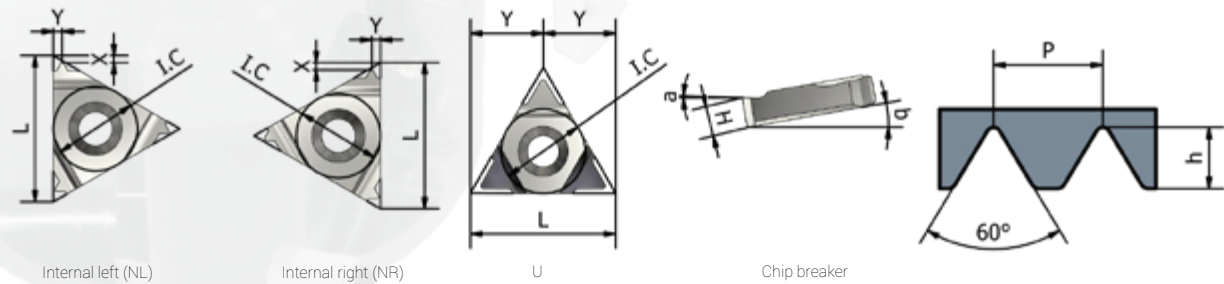
Triangular threading inserts

External

DIN ISO 5855-1

MJ - Metric

EDP Number		IC	L	Right		Left		X mm	Y mm	a	b	H mm	Anvil	Anvil	Tool holder	Tool holder
Right hand K27C	Left hand K27C			Right	Left											
65795	65810	1/4"-6.350mm	11	11ER 1.00 MJ	11EL 1.00 MJ	0.70	0.80	2°	15°	3.00	---	---	PO***-11ER	PO***-11EL		
65796	65811	1/4"-6.350mm	11	11ER 1.25 MJ	11EL 1.25 MJ	0.80	0.90	2°	15°	3.00	---	---	PO***-11ER	PO***-11EL		
65797	65812	1/4"-6.350mm	11	11ER 1.50 MJ	11EL 1.50 MJ	0.80	1.00	2°	15°	3.00	---	---	PO***-11ER	PO***-11EL		
65798	65813	1/4"-6.350mm	11	11ER 2.00 MJ	11EL 2.00 MJ	0.90	1.00	2°	15°	3.00	---	---	PO***-11ER	PO***-11EL		
65799	65814	3/8"-9.525mm	16	16ER 1.00 MJ	16EL 1.00 MJ	0.70	0.80	2°	10°	3.40	YE3	YI3	PO***-16ER	PO***-16EL		
65800	65815	3/8"-9.525mm	16	16ER 1.25 MJ	16EL 1.25 MJ	0.80	0.90	2°	10°	3.40	YE3	YI3	PO***-16ER	PO***-16EL		
65801	65816	3/8"-9.525mm	16	16ER 1.50 MJ	16EL 1.50 MJ	0.80	1.00	2°	10°	3.40	YE3	YI3	PO***-16ER	PO***-16EL		
65802	65817	3/8"-9.525mm	16	16ER 2.00 MJ	16EL 2.00 MJ	1.00	1.30	2°	10°	3.40	YE3	YI3	PO***-16ER	PO***-16EL		



Aerospace thread

Triangular threading inserts

Internal

DIN ISO 5855-1

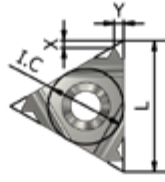
MJ - Metric

EDP Number		IC	L	Right		Left		X mm	Y mm	a	b	H mm	Anvil	Anvil	Tool holder	Tool holder
Right hand K27C	Left hand K27C			Right	Left											
65803	65818	1/4"-6.350mm	11	11NR 1.00 MJ	11NL 1.00 MJ	0.70	0.80	2°	15°	3.00	---	---	PO***-11NR	PO***-11NL		
65804	65819	1/4"-6.350mm	11	11NR 1.25 MJ	11NL 1.25 MJ	0.80	0.90	2°	15°	3.00	---	---	PO***-11NR	PO***-11NL		
65805	65820	1/4"-6.350mm	11	11NR 1.50 MJ	11NL 1.50 MJ	0.80	1.00	2°	15°	3.00	---	---	PO***-11NR	PO***-11NL		
65806	65821	1/4"-6.350mm	11	11NR 2.00 MJ	11NL 2.00 MJ	0.90	1.00	2°	15°	3.00	---	---	PO***-11NR	PO***-11NL		
65807	65822	3/8"-9.525mm	16	16NR 1.00 MJ	16NL 1.00 MJ	0.70	0.80	2°	15°	3.40	YI3	YE3	PO***-16NR	PO***-16NL		
65808	65823	3/8"-9.525mm	16	16NR 1.25 MJ	16NL 1.25 MJ	0.80	0.90	2°	15°	3.40	YI3	YE3	PO***-16NR	PO***-16NL		
65809	65824	3/8"-9.525mm	16	16NR 1.50 MJ	16NL 1.50 MJ	0.80	1.00	2°	15°	3.40	YI3	YE3	PO***-16NR	PO***-16NL		
65828	65825	3/8"-9.525mm	16	16NR 2.00 MJ	16NL 2.00 MJ	1.00	1.30	2°	15°	3.40	YI3	YE3	PO***-16NR	PO***-16NL		

Triangular Threading Inserts



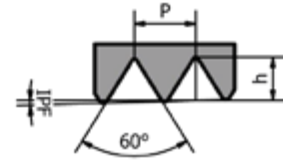
External right (ER)



Internal right (NR)



Chip breaker



Pipe thread API

Triangular threading inserts External V-0.040/V-0.038R/V-0.050 SPEC. 7:1990

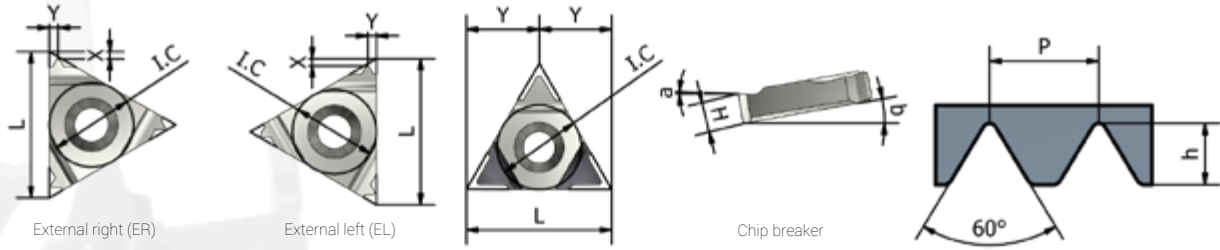
EDP Number		IC	L	IPF	Form	Right	X mm	Y mm	a	b	H mm	Dimensions	Anvil	Tool holder
K20C	K27C													
60837	65837	1/2" - 12.70 mm	22	3	V-0.040	22ER 5"API 403	1.80	2.50	2°	10°	4.60	2 3/8" - 4 1/2" REG	YE4	PO**.*-22ER
60838	65838	5/8" - 15.875mm	27	2	V-0.038R	27ER 4"API 382	2.10	2.80	2°	10°	6.20	NC23 - NC50	YE5	PO**.*-27ER
60839	65839	5/8" - 15.875mm	27	3	V-0.038R	27ER 4"API 383	2.10	2.80	2°	10°	6.20	NC56 - NC77	YE5	PO**.*-27ER
60840	65840	5/8" - 15.875mm	27	2	V-0.050	27ER 4"API 502	2.00	3.00	2°	10°	6.20	6 5/8" REG	YE5	PO**.*-27ER
60841	65841	5/8" - 15.875mm	27	3	V-0.050	27ER 4"API 503	2.00	3.00	2°	10°	6.20	5 1/2", 7 5/8", 8 5/8" REG	YE5	PO**.*-27ER

Pipe thread API

Triangular threading inserts Internal API V-0.040/V-0.038R/V-0.050 SPEC. 7:1990

EDP Number		IC	L	IPF	Form	Right	X mm	Y mm	a	b	H mm	Dimensions	Anvil	Tool holder
K20C	K27C													
60842	65842	1/2" - 12.70 mm	22	3	V-0.040	22NR 5"API 403	1.80	2.50	2°	15°	4.60	2 3/8" - 4 1/2" REG	YI4	PO**.*-22NR
60843	65843	5/8" - 15.875mm	27	2	V-0.038R	27NR 4"API 382	2.10	2.80	2°	15°	6.20	NC23 - NC50	YI5	PO**.*-27NR
60844	65844	5/8" - 15.875mm	27	3	V-0.038R	27NR 4"API 383	2.10	2.80	2°	15°	6.20	NC56 - NC77	YI5	PO**.*-27NR
60845	65845	5/8" - 15.875mm	27	2	V-0.050	27NR 4"API 502	2.00	3.00	2°	15°	6.20	6 5/8" REG	YI5	PO**.*-27NR
60846	65846	5/8" - 15.875mm	27	3	V-0.050	27NR 4"API 503	2.00	3.00	2°	15°	6.20	5 1/2", 7 5/8", 8 5/8" REG	YI5	PO**.*-27NR

Triangular Threading Inserts



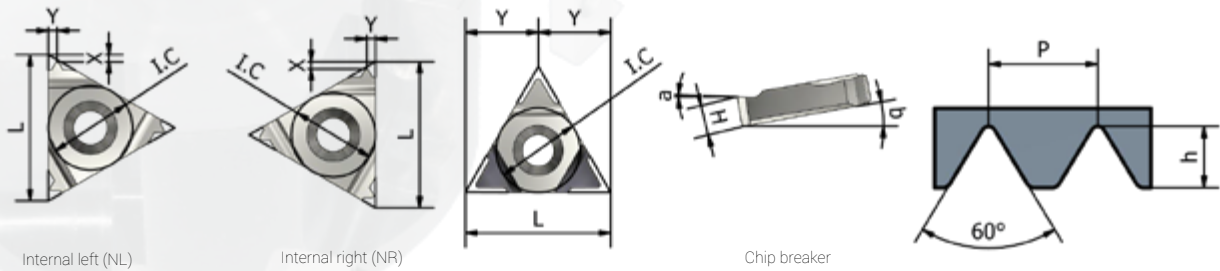
60° Partial profile M + UN

Triangular threading inserts

External

Inch + Metric

EDP Number		IC	L	Pitch	Right		X mm	Y mm	a	b	H mm	Anvil	Anvil	Tool holder	Tool holder
Right hand K27C	Left hand K27C				Right	Left									
91002	91020	1/4"-6.350mm	11	0.5-1.5mm 48-16 TPI	11ER A60	11EL A60	0.80	0.90	2°	15°	3.00	---	---	PO***-11ER	PO***-11EL
91005	91023	3/8"-9.525mm	16	0.5-1.5 mm 48-16 TPI	16ER A60	16EL A60	0.80	0.90	2°	10°	3.40	YE3	YI3	PO***-16ER	PO***-16EL
91011	91029	3/8"-9.525mm	16	1.75-3.0mm 14- 8 TPI	16ER G60	16EL G60	1.20	1.70	2°	10°	3.40	YE3	YI3	PO***-16ER	PO***-16EL
91008	91026	3/8"-9.525mm	16	0.5-3.0mm 48- 8 TPI	16ER AG60	16EL AG60	1.20	1.70	2°	10°	3.40	YE3	YI3	PO***-16ER	PO***-16EL
91014	91032	1/2" - 12.700mm	22	3.5-5.0mm 7 - 5 TPI	22ER N60	22EL N60	1.70	2.50	2°	10°	4.60	YE4	YI4	PO***-22ER	PO***-22EL
91017	91035	5/8"-15.875mm	27	5.5-6.0mm 4.5- 4 TPI	27ER Q60	27EL Q60	2.10	3.10	2°	10°	6.20	YE5	YI5	PO***-27ER	PO***-27EL
65861	65861	1/2" U -12.700mm	22	3.5-5.0mm 7 - 5 TPI	22UENR-L U60		0.60	11.0	2°	10°	4.60	YE4U	YI4U	PO***-22UER	PO***-22UEL
65862	65862	5/8" U -15.875mm	27	5.5-8mm 4.5- 3.25 TPI	27UENR-L U60		1.00	13.5	2°	10°	6.20	YE5U	YI5U	PO***-27UER	PO***-27UEL



60° Partial profile M + UN

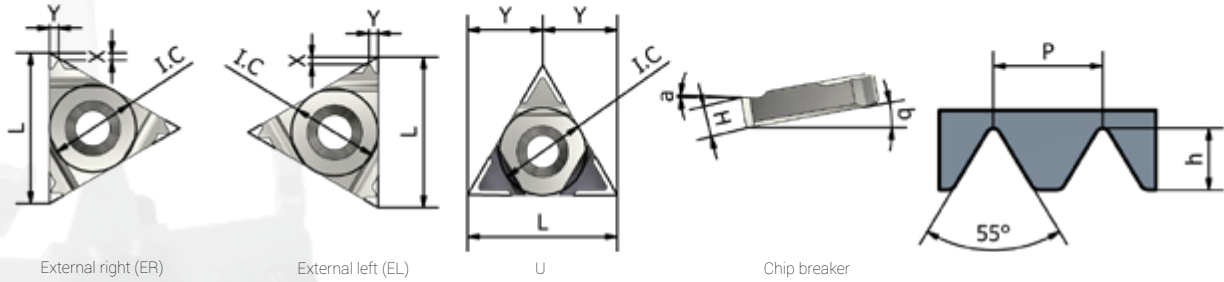
Triangular threading inserts

Internal

Inch + Metric

EDP Number		IC	L	Pitch	Right		X mm	Y mm	a	b	H mm	Anvil	Anvil	Tool holder	Tool holder
Right hand K27C	Left hand K27C				Right	Left									
91038	91056	1/4"-6.350mm	11	0.5-1.5mm 48-16 TPI	11NR A60	11NL A60	0.80	0.90	2°	15°	3.00	---	---	PO***-11NR	PO***-11NL
91041	91059	3/8"-9.525mm	16	0.5-1.5mm 48-16 TPI	16NR A60	16NL A60	0.80	0.90	2°	15°	3.40	YI3	YE3	PO***-16NR	PO***-16NL
91047	91065	3/8"-9.525mm	16	1.75-3.0mm 14- 8 TPI	16NR G60	16NL G60	1.20	1.70	2°	15°	3.40	YI3	YE3	PO***-16NR	PO***-16NL
91044	91062	3/8"-9.525mm	16	0.5-3.0mm 48- 8 TPI	16NR AG60	16NL AG60	1.20	1.70	2°	15°	3.40	YI3	YE3	PO***-16NR	PO***-16NL
91050	91068	1/2" - 12.700mm	22	3.5-5.0mm 7 - 5 TPI	22NR N60	22NL N60	1.70	2.50	2°	15°	4.60	YI4	YE4	PO***-22NR	PO***-22NL
91053	91071	5/8"-15.875mm	27	5.5-6.0mm 4.5- 4 TPI	27NR Q60	27NL Q60	1.80	2.70	2°	15°	6.20	YI5	YE5	PO***-27NR	PO***-27NL
65863	65863	1/2" U -12.700mm	22	3.5-5.0mm 7 - 5 TPI	22UENR-L U60		0.60	11.0	2°	10°	4.60	YI4U	YE4U	PO***-22UNR	PO***-22UNL
65864	65864	5/8" U -15.875mm	27	5.5-8mm 4.5- 3.25 TPI	27UENR-L U60		1.00	13.5	2°	10°	6.20	YI5U	YE5U	PO***-27UNR	PO***-27UNL

Triangular Threading Inserts



55° Partial profile W (BSW), BSP, G, RP, BSP

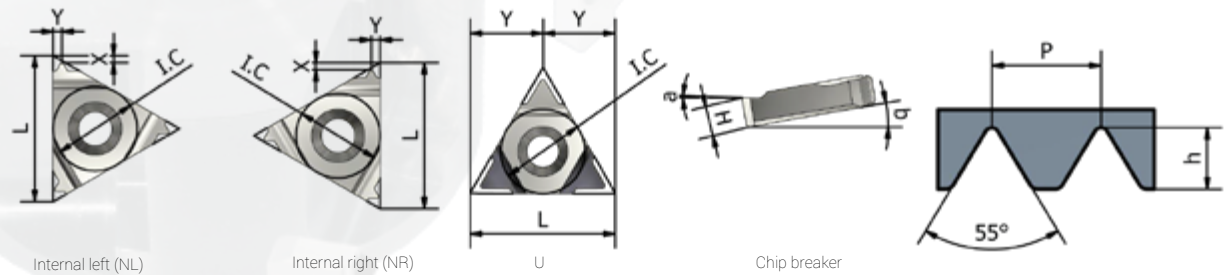
Triangular threading inserts

External

W (BSW), BSP, G, RP, BSF

Inch

EDP Number		IC	L	Pitch	Right		X mm	Y mm	a	b	H mm	Anvil	Anvil	Tool holder	Tool holder
Right hand K27C	Left hand K27C				Right	Left									
91102	65881	1/4"-6.350mm	11	0.5-1.5mm 48- 16 TPI	11ER A55	11EL A55	0.80	0.90	2°	15°	3.00	---	---	PO***-11ER	PO***-11EL
91105	65882	3/8"-9.525mm	16	0.5-1.5mm 48- 16 TPI	16ER A55	16EL A55	0.80	0.90	2°	10°	3.40	YE3	YI3	PO***-16ER	PO***-16EL
91111	65883	3/8"-9.525mm	16	1.75-3.0mm 14- 8 TPI	16ER G55	16EL G55	1.20	1.70	2°	10°	3.40	YE3	YI3	PO***-16ER	PO***-16EL
91108	65884	3/8"-9.525mm	16	0.5-3.0mm 48- 8 TPI	16ER AG55	16EL AG55	1.20	1.70	2°	10°	3.40	YE3	YI3	PO***-16ER	PO***-16EL
91114	65885	1/2"- 12.700mm	22	3.5-5.0mm 7 - 5 TPI	22ER N55	22EL N55	1.70	2.50	2°	10°	4.60	YE4	YI4	PO***-22ER	PO***-22EL
91117	65886	5/8"-15.875mm	27	5.5-6.0mm 4.5- 4 TPI	27ER Q55	27EL Q55	2.00	2.90	2°	10°	6.20	YE5	YI5	PO***-27ER	PO***-27EL
65877	65877	1/2" U -12.700mm	22	3.5-5.0mm 7 - 5 TPI	22UENR-L U55		0.90	11.0	2°	10°	4.60	YE4U	YI4U	PO***-22UER	PO***-22UEL
65878	65878	5/8" U -15.875mm	27	6.5-9mm 4- 2.75 TPI	27UENR-L U55		1.20	13.5	2°	10°	6.20	YE5U	YI5U	PO***-27UER	PO***-27UEL



55° Partial profile W (BSW), BSP, G, RP, BSF

Triangular threading inserts

Internal

W (BSW), BSP, G, RP, BSF

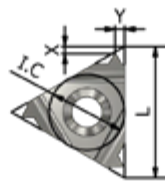
Inch

EDP Number		IC	L	Pitch	Right		X mm	Y mm	a	b	H mm	Anvil	Anvil	Tool holder	Tool holder
Right hand K27C	Left hand K27C				Right	Left									
91138	91120	1/4"-6.350mm	11	0.5-1.5mm 48- 16 TPI	11NR A55	11NL A55	0.80	0.90	2°	15°	3.00	---	---	PO***-11NR	PO***-11NL
91141	91123	3/8"-9.525mm	16	0.5-1.5mm 48- 16 TPI	16NR A55	16NL A55	0.80	0.90	2°	15°	3.40	YI3	YE3	PO***-16NR	PO***-16NL
91147	91129	3/8"-9.525mm	16	1.75-3.0mm 14- 8 TPI	16NR G55	16NL G55	1.20	1.70	2°	15°	3.40	YI3	YE3	PO***-16NR	PO***-16NL
91144	91126	3/8"-9.525mm	16	0.5-3.0 mm 48- 8 TPI	16NR AG55	16NL AG55	1.20	1.70	2°	15°	3.40	YI3	YE3	PO***-16NR	PO***-16NL
91150	91132	1/2"- 12.700mm	22	3.5-5.0mm 7 - 5 TPI	22NR N55	22NL N55	1.70	2.50	2°	15°	4.60	YI4	YE4	PO***-22NR	PO***-22NL
91153	91134	5/8"-15.875mm	27	5.5-6.0mm 4.5- 4 TPI	27NR Q55	27NL Q55	2.00	2.90	2°	15°	6.20	YI5	YE5	PO***-27NR	PO***-27NL
65879	65879	1/2" U -12.700mm	22	3.5-5.0mm 7 - 5 TPI	22UENR-L U55		0.90	11.0	2°	10°	4.60	YI4U	YE4U	PO***-22UNR	PO***-22UNL
65880	65880	5/8" U -15.875mm	27	6.5-9mm 4- 2.75 TPI	27UENR-L U55		1.20	13.5	2°	10°	6.20	YI5U	YE5U	PO***-27UNR	PO***-27UNL

Triangular Threading Inserts



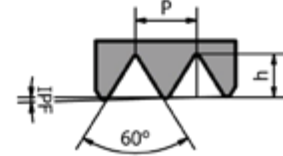
External right (ER)



Internal right (NR)



Chip breaker



API Round											
Triangular threading inserts				External				API STD, 5B : 1979			
API RD - Inch											

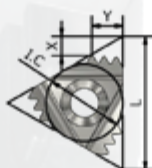
EDP Number		IC	L	IPF	Right	X mm	Y mm	a	b	H mm	Anvil	Tool holder
K20C	K27C											
60826	65826	3/8"-9.525mm	16	0.75	16ER 10" API RD	1.20	1.40	2°	10°	3.40	YE3	PO***-16ER
60827	65827	3/8"-9.525mm	16	0.75	16ER 8" API RD	1.30	1.80	2°	10°	3.40	YE3	PO***-16ER

API Round											
Triangular threading inserts				Internal				API STD, 5B : 1979			
API RD - Inch											

EDP Number		IC	L	IPF	Right	X mm	Y mm	a	b	H mm	Anvil	Tool holder
K20C	K27C											
60829	65829	3/8"-9.525mm	16	0.75	16NR 10" API RD	1.20	1.40	2°	15°	3.40	YI3	PO***-16NR
60830	65830	3/8"-9.525mm	16	0.75	16NR 8" API RD	1.30	1.80	2°	15°	3.40	YI3	PO***-16NR



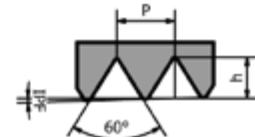
External right (ER)



Internal right (NR)



Chip breaker



API Round											
Triangular threading inserts Multitooth				External				API STD, 5B : 1979			
API RD, Inch											

EDP Number		IC	L	IPF	Right	X mm	Y mm	a	b	H mm	Anvil	Tool holder
K20C	K27C											
60831	65831	1/2"-12.70mm	22	0.75	22ER 10"API RD 2M	2.40	3.70	2°	10°	4.60	YE4M	PO***-22ER
60832	65832	5/8"-15.875mm	27	0.75	27ER 10"API RD 3M	3.80	6.20	2°	10°	6.20	YE5M	PO***-27ER
60833	65833	5/8"-15.875mm	27	0.75	27ER 8"API RD 2M	3.00	4.50	2°	10°	6.20	YE5M	PO***-27ER

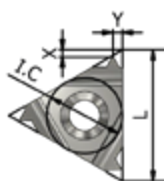
API Round											
Triangular threading inserts Multitooth				Internal				API STD, 5B : 1979			
API RD, Inch											

EDP Number		IC	L	IPF	Right	X mm	Y mm	a	b	H mm	Anvil	Tool holder
K20C	K27C											
60834	65834	1/2"-12.70mm	22	0.75	22NR 10"API RD 2M	2.40	3.70	2°	15°	4.60	YI4M	PO***-22NR
60835	65835	5/8"-15.875mm	27	0.75	27NR 10"API RD 3M	3.80	6.20	2°	15°	6.20	YI5M	PO***-27NR
60836	65836	5/8"-15.875mm	27	0.75	27NR 8"API RD 2M	3.00	4.50	2°	15°	6.20	YI5M	PO***-27NR

Triangular Threading Inserts



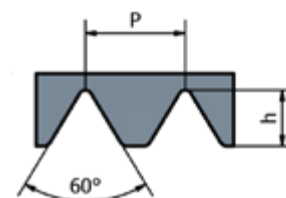
External right (ER)



Internal right (NR)



Chip breaker

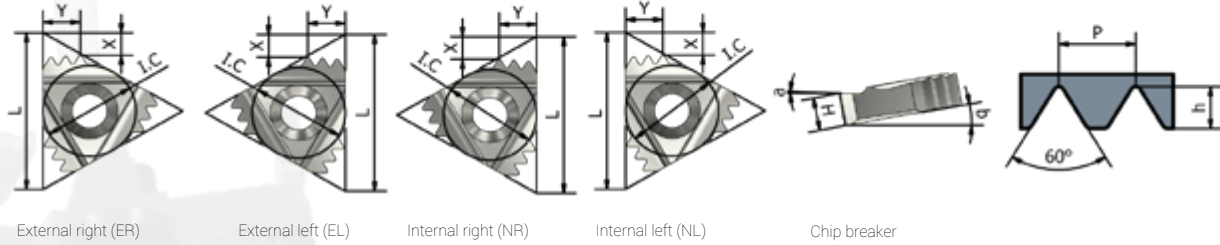


Unified National 60° Inch													
Triangular threading inserts				External					DIN ISO 5864. ANSI / ASME B1.7				
UN, UNC, UNS, UNF, UNEF													

EDP Number		IC	L	Right		X mm	Y mm	a	b	H mm	Anvil	Anvil	Tool holder	Tool holder
Right hand K27C	Left hand K27C			Right	Left									
65282	65297	3/8" - 9.525 mm	16	16ER 24" UN BC	16EL 24" UN BC	1.00	0.80	2°	10°	3.40	YE3	YI3	PO***-16ER	PO***-16EL
65283	65298	3/8" - 9.525 mm	16	16ER 20" UN BC	16EL 20" UN BC	1.00	0.90	2°	10°	3.40	YE3	YI3	PO***-16ER	PO***-16EL
65284	65299	3/8" - 9.525 mm	16	16ER 18" UN BC	16EL 18" UN BC	1.00	1.00	2°	10°	3.40	YE3	YI3	PO***-16ER	PO***-16EL
65285	65300	3/8" - 9.525 mm	16	16ER 16" UN BC	16EL 16" UN BC	1.00	1.10	2°	10°	3.40	YE3	YI3	PO***-16ER	PO***-16EL
65286	65301	3/8" - 9.525 mm	16	16ER 14" UN BC	16EL 14" UN BC	1.00	1.20	2°	10°	3.40	YE3	YI3	PO***-16ER	PO***-16EL

Chipbreaker sintered and polished
(for difficult machining)

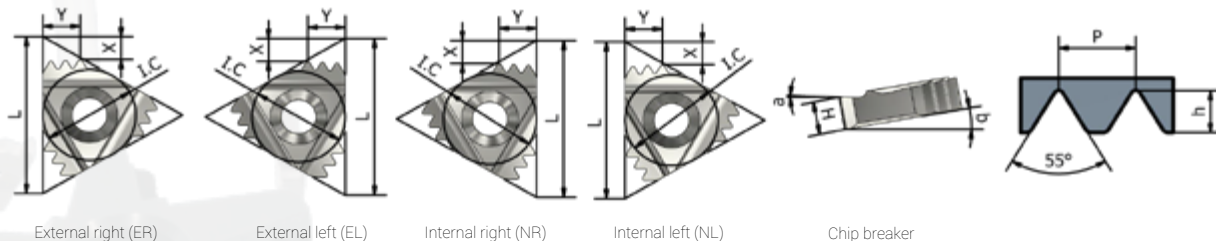
Triangular Threading Inserts



UN Unified National 60° Inch														
Triangular threading inserts Multitooth External										DIN ISO 5864. ANSI / ASME B1.7				
UN, UNC, UNS, UNF, UNEF														
EDP Number		IC	L	Right	Left	X mm	Y mm	a	b	H mm	Anvil	Anvil	Tool holder	Tool holder
Right hand K27C	Left hand K27C													
65287	65302	3/8" - 9.525 mm	16	16ER 16" UN 2M	16EL 16" UN 2M	1.70	2.50	2°	10°	3.40	YE3M	YI3M	PO***-16ER	PO***-16EL
65288	65303	1/2" - 12.70 mm	22	22ER 16" UN 3M	22EL 16" UN 3M	2.60	4.10	2°	10°	4.60	YE4M	YI4M	PO***-22ER	PO***-22EL
65289	65304	1/2" - 12.70 mm	22	22ER 12" UN 2M	22EL 12" UN 2M	2.10	3.20	2°	10°	4.60	YE4M	YI4M	PO***-22ER	PO***-22EL
65290	65305	1/2" - 12.70 mm	22	22ER 12" UN 3M	22EL 12" UN 3M	3.40	5.30	2°	10°	4.60	YE4M	YI4M	PO***-22ER	PO***-22EL
65291	65306	5/8" - 15.875mm	27	27ER 8" UN 2M	27EL 8" UN 2M	3.20	5.00	2°	10°	6.20	YE5M	YI5M	PO***-27ER	PO***-27EL

Unified National 60° Inch														
Triangular threading inserts Multitooth Internal										DIN ISO 5864. ANSI / ASME B1.7				
UN, UNC, UNS, UNF, UNEF														
EDP Number		IC	L	Right	Left	X mm	Y mm	a	b	H mm	Anvil	Anvil	Tool holder	Tool holder
Right hand K27C	Left hand K27C													
65292	65307	3/8" - 9.525 mm	16	16NR 16" UN 2M	16NL 16" UN 2M	1.70	2.40	2°	15°	3.40	YI3M	YE3M	PO***-16NR	PO***-16NL
65293	65308	1/2" - 12.70 mm	22	22NR 16" UN 3M	22NL 16" UN 3M	2.50	4.00	2°	15°	4.60	YI4M	YE4M	PO***-22NR	PO***-22NL
65294	65309	1/2" - 12.70 mm	22	22NR 12" UN 2M	22NL 12" UN 2M	2.10	3.20	2°	15°	4.60	YI4M	YE4M	PO***-22NR	PO***-22NL
65295	65310	1/2" - 12.70 mm	22	22NR 12" UN 3M	22NL 12" UN 3M	3.30	5.20	2°	15°	4.60	YI4M	YE4M	PO***-22NR	PO***-22NL
65296	65311	5/8" - 15.875mm	27	27NR 8" UN 2M	27NL 8" UN 2M	3.00	4.80	2°	15°	6.20	YI5M	YE5M	PO***-27NR	PO***-27NL

Triangular Threading Inserts



British Straight Pipe / Whitworth
Triangular threading inserts Multitooth External **DIN ISO 228-1, DIN 259, DIN 6630, NF E 03-005**

W (BSW), BSP, G, Rp, BSF - Inch

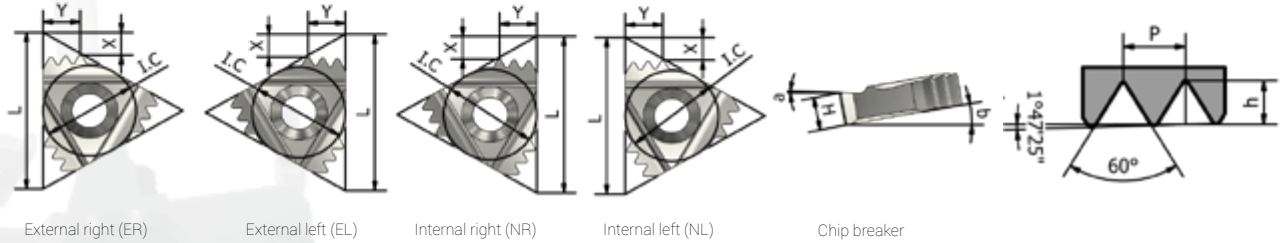
EDP Number		IC	L	Right		Left		X mm	Y mm	a	b	H mm	Anvil	Anvil	Tool holder	Tool holder
Right hand K27C	Left hand K27C			Right	Left											
65468	65488	3/8" - 9.525 mm	16	16ER 28" W 2M	16EL 28" W 2M	1.20	1.60	2°	10°	3.40	YE3M	YI3M	PO***-16ER	PO***-16EL		
65469	65489	3/8" - 9.525 mm	16	16ER 19" W 2M	16EL 19" W 2M	1.60	2.30	2°	10°	3.40	YE3M	YI3M	PO***-16ER	PO***-16EL		
65470	65490	3/8" - 9.525 mm	16	16ER 19" W 3M	16EL 19" W 3M	2.20	3.40	2°	10°	3.40	YE3M	YI3M	PO***-16ER	PO***-16EL		
65471	65491	3/8" - 9.525 mm	16	16ER 14" W 2M	16EL 14" W 2M	2.00	3.00	2°	10°	3.40	YE3M	YI3M	PO***-16ER	PO***-16EL		
65472	65492	1/2" - 12.700 mm	22	22ER 14" W 3M	22EL 14" W 3M	2.90	4.60	2°	10°	4.60	YE4M	YI4M	PO***-22ER	PO***-22EL		
65473	65493	1/2" - 12.700 mm	22	22ER 11" W 2M	22EL 11" W 2M	2.30	3.50	2°	10°	4.60	YE4M	YI4M	PO***-22ER	PO***-22EL		

British Straight Pipe / Whitworth
Triangular threading inserts Multitooth Internal **DIN ISO 228-1, DIN 259, DIN 6630, NF E 03-005**

W (BSW), BSP, G, Rp, BSF - Inch

EDP Number		IC	L	Right		Left		x mm	Y mm	a	b	H mm	Anvil	Anvil	Tool holder	Tool holder
Right hand K27C	Left hand K27C			Right	Left											
65474	65494	3/8" - 9.525 mm	16	16NR 28" W 2M	16NL 28" W 2M	1.20	1.60	2°	15°	3.40	YI3M	YE3M	PO***-16NR	PO***-16NL		
65475	65495	3/8" - 9.525 mm	16	16NR 19" W 2M	16NL 19" W 2M	1.60	2.30	2°	15°	3.40	YI3M	YE3M	PO***-16NR	PO***-16NL		
65476	65496	3/8" - 9.525 mm	16	16NR 19" W 3M	16NL 19" W 3M	2.20	3.40	2°	15°	3.40	YI3M	YE3M	PO***-16NR	PO***-16NL		
65477	65497	3/8" - 9.525 mm	16	16NR 14" W 2M	16NL 14" W 2M	2.00	3.00	2°	15°	3.40	YI3M	YE3M	PO***-16NR	PO***-16NL		
65478	65498	1/2" - 12.700 mm	22	22NR 14" W 3M	22NL 14" W 3M	2.90	4.60	2°	15°	4.60	YI4M	YE4M	PO***-22NR	PO***-22NL		
65479	65499	1/2" - 12.700 mm	22	22NR 11" W 2M	22NL 11" W 2M	2.30	3.50	2°	15°	4.60	YI4M	YE4M	PO***-22NR	PO***-22NL		

Triangular Threading Inserts



National Pipe Taper

Triangular threading inserts Multitooth External NF E 29-684, ANSI/ASME B1.20.1

NPT - Inch

EDP Number	IC	L	Right	Left	X	X	a	b	H	Anvil	Anvil	Tool holder	Tool holder	
Right hand K27C	Left hand K27C				mm	mm			mm					
65480	65500	3/8" - 9.525 mm	16	16ER 14" NPT 2M	16EL 14" NPT 2M	2.00	3.00	2°	10°	3.40	YE3M	YI3M	PO***-16ER	PO***-16EL
65481	65501	1/2" - 12.700 mm	22	22ER 11.5" NPT 2M	22EL 11.5" NPT 2M	2.20	3.40	2°	10°	4.60	YE4M	YI4M	PO***-22ER	PO***-22EL
65482	65502	5/8" - 15.875mm	27	27ER 11.5" NPT 3M	27EL 11.5" NPT 3M	3.50	5.60	2°	10°	6.20	YE5M	YI5M	PO***-27ER	PO***-27EL
65483	65503	5/8" - 15.875mm	27	27ER 8" NPT 2M	27EL 8" NPT 2M	3.10	4.90	2°	10°	6.20	YE5M	YI5M	PO***-27ER	PO***-27EL

National Pipe Taper

Triangular threading inserts Multitooth Internal NF E 29-684, ANSI/ASME B1.20.1

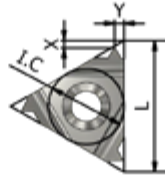
NPT - Inch

EDP Number	IC	L	Right	Left	X	Y	a	b	H	Anvil	Anvil	Tool holder	Tool holder	
Right hand K27C	Left hand K27C				mm	mm			mm					
65484	65504	3/8" - 9.525 mm	16	16NR 14" NPT 2M	16NL 14" NPT 2M	2.00	3.00	2°	15°	3.40	YI3M	YE3M	PO***-16NR	PO***-16NL
65485	65505	1/2" - 12.700 mm	22	22NR 11.5" NPT 2M	22NL 11.5" NPT 2M	2.20	3.40	2°	15°	4.60	YI4M	YE4M	PO***-22NR	PO***-22NL
65486	65506	5/8" - 15.875mm	27	27NR 11.5" NPT 3M	27NL 11.5" NPT 3M	3.50	5.60	2°	15°	6.20	YI5M	YE5M	PO***-27NR	PO***-27NL
65487	65507	5/8" - 15.875mm	27	27NR 8" NPT 2M	27NL 8" NPT 2M	3.10	4.90	2°	15°	6.20	YI5M	YE5M	PO***-27NR	PO***-27NL

Triangular Threading Inserts



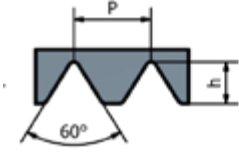
External right (ER)



Internal right (NR)



Chip breaker



ISO 60° Metric **Chipbreaker sintered and polished (for difficult machining)**

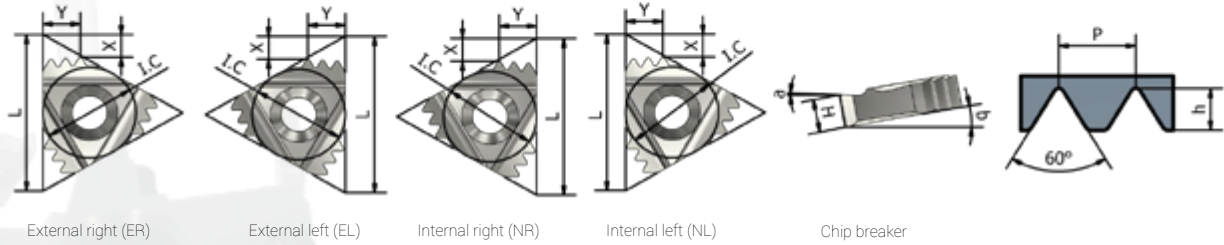
Triangular threading inserts **External** **DIN 13, DIN 68, DIN ISO 965-1, NF ISO 965-1**

ISO - Metric

EDP Number		IC	L	Right		X mm	Y mm	a	b	H mm	Anvil	Anvil	Tool holder	Tool holder
Right hand K27C	Left hand K27C			Right	Left									
65124	65141	3/8" - 9.525 mm	16	16ER 1.00 ISO BC	16EL 1.00 ISO BC	1.00	0.70	2°	10°	3.40	YE3	YI3	PO***-16ER	PO***-16EL
65125	65142	3/8" - 9.525 mm	16	16ER 1.25 ISO BC	16EL 1.25 ISO BC	1.00	0.90	2°	10°	3.40	YE3	YI3	PO***-16ER	PO***-16EL
65126	65143	3/8" - 9.525 mm	16	16ER 1.50 ISO BC	16EL 1.50 ISO BC	1.00	1.00	2°	10°	3.40	YE3	YI3	PO***-16ER	PO***-16EL
65127	65144	3/8" - 9.525 mm	16	16ER 1.75 ISO BC	16EL 1.75 ISO BC	1.00	1.20	2°	10°	3.40	YE3	YI3	PO***-16ER	PO***-16EL
65128	65145	3/8" - 9.525 mm	16	16ER 2.00 ISO BC	16EL 2.00 ISO BC	1.00	1.30	2°	10°	3.40	YE3	YI3	PO***-16ER	PO***-16EL

Chipbreaker sintered and polished
(for difficult machining)

Triangular Threading Inserts



Multitooth

Triangular threading Inserts **External** **DIN 13, DIN 68, DIN ISO 965-1, NF ISO 965-1**

ISO - Metric

EDP Number		IC	L	Right		Left		X mm	Y mm	a	b	H mm	Anvil	Anvil	Tool holder	Tool holder
Right hand K27C	Left hand K27C			Right	Left											
65129	65146	3/8" - 9.525 mm	16	16ER 1.00 ISO 3M	16EL 1.00 ISO 3M	1.80	2.60	2°	10°	3.40	YE3M	YI3M	PO**-*-16ER	PO**-*-16EL		
65130	65147	3/8" - 9.525 mm	16	16ER 1.50 ISO 2M	16EL 1.50 ISO 2M	1.60	2.40	2°	10°	3.40	YE3M	YI3M	PO**-*-16ER	PO**-*-16EL		
65131	65148	1/2" - 12.70 mm	22	22ER 1.50 ISO 3M	22EL 1.50 ISO 3M	2.50	3.80	2°	10°	4.60	YE4M	YI4M	PO**-*-22ER	PO**-*-22EL		
65132	65149	1/2" - 12.70 mm	22	22ER 2.00 ISO 2M	22EL 2.00 ISO 2M	2.10	3.10	2°	10°	4.60	YE4M	YI4M	PO**-*-22ER	PO**-*-22EL		
65133	65150	1/2" - 12.70 mm	22	22ER 2.00 ISO 3M	22EL 2.00 ISO 3M	3.20	5.10	2°	10°	4.60	YE4M	YI4M	PO**-*-22ER	PO**-*-22EL		
65134	65151	5/8" - 15.875 mm	27	27ER 3.00 ISO 2M	27EL 3.00 ISO 2M	3.00	4.60	2°	10°	6.20	YE5M	YI5M	PO**-*-27ER	PO**-*-27EL		

Multitooth

Triangular threading Inserts **Internal** **DIN 13, DIN 68, DIN ISO 965-1, NF ISO 965-1**

ISO - Metric

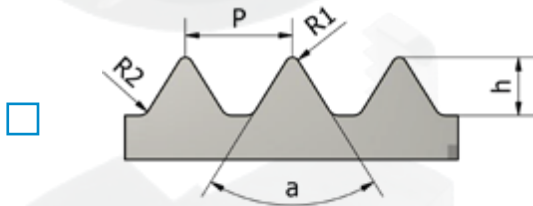
EDP Number		IC	L	Right		Left		X mm	Y mm	a	b	H mm	Anvil	Anvil	Tool holder	Tool holder
Right hand K27C	Left hand K27C			Right	Left											
65135	65152	3/8" - 9.525 mm	16	16NR 1.00 ISO 3M	16NL 1.00 ISO 3M	1.70	2.60	2°	15°	3.40	YE3M	YI3M	PO**-*-16NR	PO**-*-16NL		
65136	65153	3/8" - 9.525 mm	16	16NR 1.50 ISO 2M	16NL 1.50 ISO 2M	1.60	2.40	2°	15°	3.40	YE3M	YI3M	PO**-*-16NR	PO**-*-16NL		
65137	65154	1/2" - 12.70 mm	22	22NR 1.50 ISO 3M	22NL 1.50 ISO 3M	2.40	3.80	2°	15°	4.60	YE4M	YI4M	PO**-*-22NR	PO**-*-22NL		
65138	65155	1/2" - 12.70 mm	22	22NR 2.00 ISO 2M	22NL 2.00 ISO 2M	2.00	3.00	2°	15°	4.60	YE4M	YI4M	PO**-*-22NR	PO**-*-22NL		
65139	65156	1/2" - 12.70 mm	22	22NR 2.00 ISO 3M	22NL 2.00 ISO 3M	3.10	4.90	2°	15°	4.60	YE4M	YI4M	PO**-*-22NR	PO**-*-22NL		
65140	65157	5/8" - 15.875 mm	27	27NR 3.00 ISO 2M	27NL 3.00 ISO 2M	2.70	4.30	2°	15°	6.20	YE5M	YI5M	PO**-*-27NR	PO**-*-27NL		

Triangular Threading Inserts On Request

Singletooth

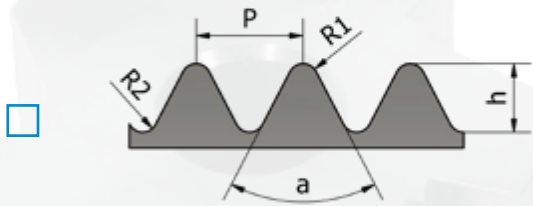


Multitooth



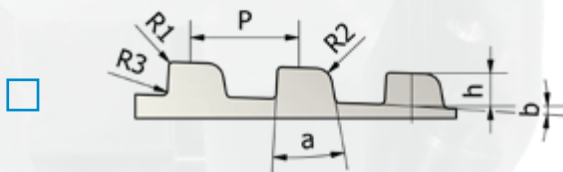
L (mm)
h (mm)
R2 (mm)

P (mm)
R1 (mm)
α =



L (mm)
h (mm)
R2 (mm)

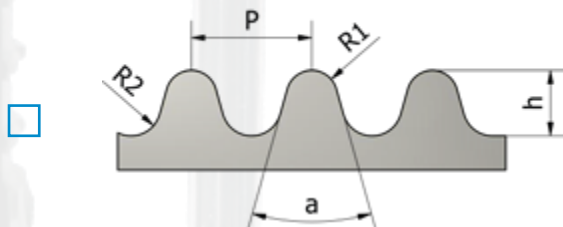
P (mm)
R1 (mm)
α =



L (mm)
h (mm)
R2 (mm)
b =

P (mm)
R1 (mm)
α =

Inserts U

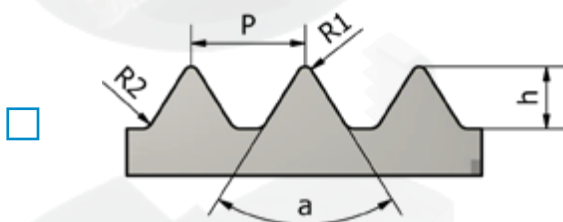


L (mm)
h (mm)
R2 (mm)
b =

P (mm)
R1 (mm)
α =

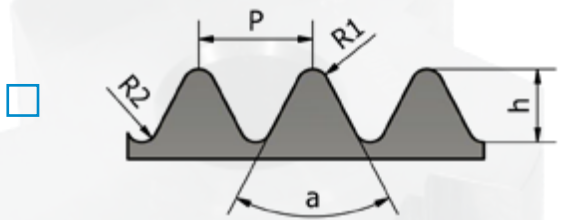
Triangular Threading Inserts On Request

Vertical Inserts



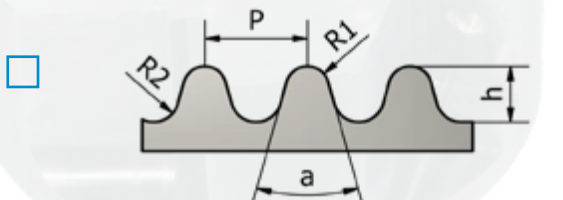
L (mm)
h (mm)
R2 (mm)

P (mm)
R1 (mm)
α =



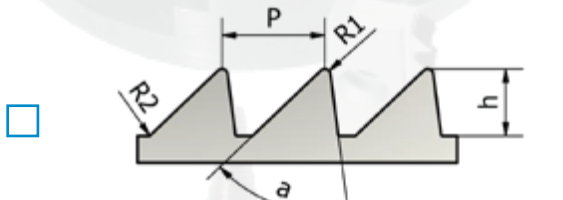
L (mm)
h (mm)
R2 (mm)

P (mm)
R1 (mm)
α =



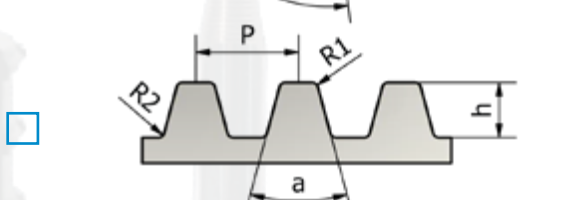
L (mm)
h (mm)
R2 (mm)

P (mm)
R1 (mm)
α =



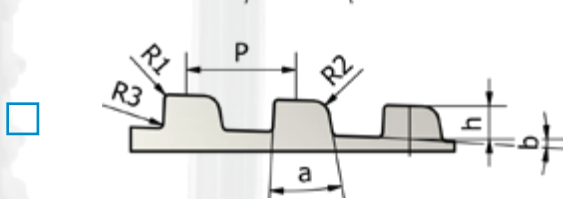
L (mm)
h (mm)
R2 (mm)

P (mm)
R1 (mm)
α =



L (mm)
h (mm)
R2 (mm)

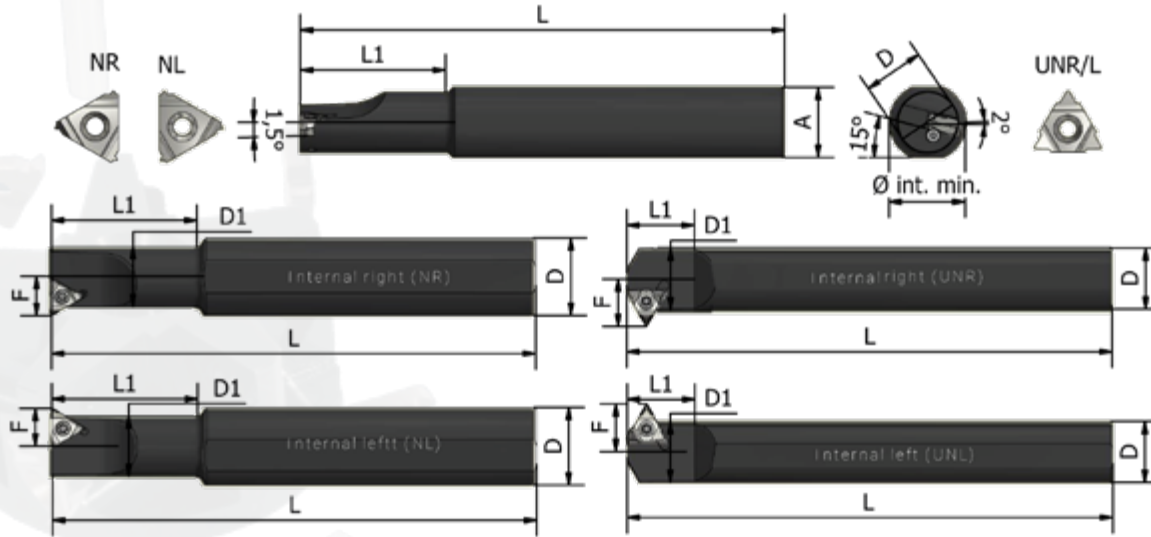
P (mm)
R1 (mm)
α =



L (mm)
R2 (mm)
R3 (mm)

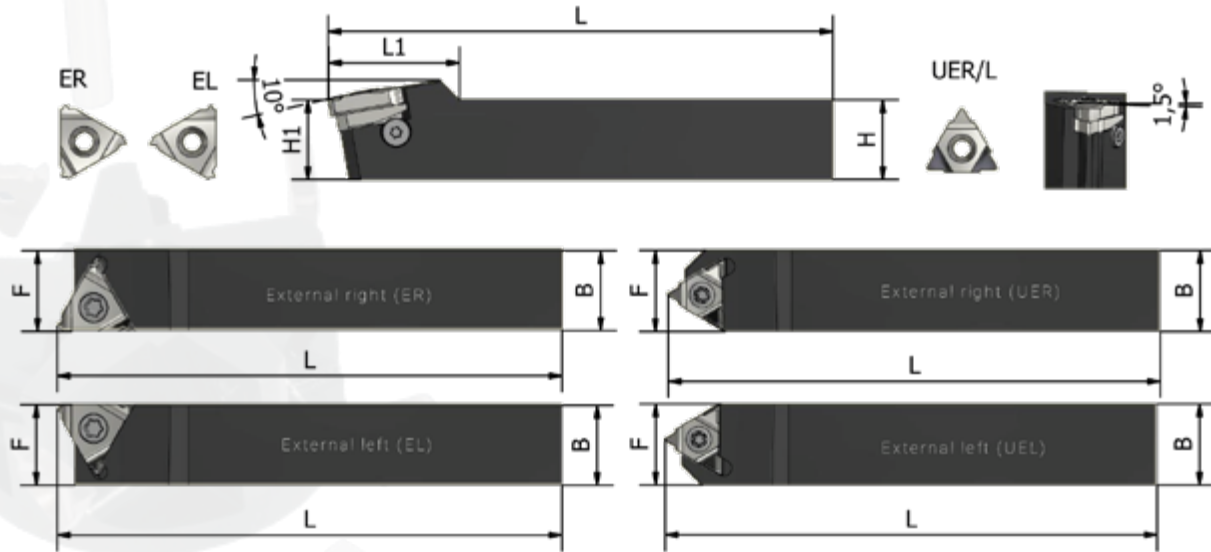
P (mm)
α =
b =

Lathe Tool Holders



Internal														
EDP Number		Tool holder right	Insert	Anvil	Tool holder left	Insert	Anvil	A mm	L mm	L1 mm	D mm	D1 mm	F mm	Kern Ø min.
Right hand	Left hand													Int. Ø min:
20019	25019	PO 10-10-11NR	2-1/4-11NR	----	PO 10-10-11NL	2-1/4-11NL	----	9	100	---	10	10	7.4	13 mm
20020	25020	PO 12-10-11NR	2-1/4-11NR	----	PO 12-10-11NL	2-1/4-11NL	----	10	120	25	12	10	7.4	13 mm
20021	25021	PO 20-13-11NR	2-1/4-11NR	----	PO 20-13-11NL	2-1/4-11NL	----	18	130	32	20	13	8.9	16 mm
20022	25022	PO 16-13-16NR	3-3/8-16NR	----	PO 16-13-16NL	3-3/8-16NL	----	15	150	32	16	13	10.2	17 mm
20023	25023	PO 20-16-16NR	3-3/8-16NR	----	PO 20-16-16NL	3-3/8-16NL	----	18	150	40	20	16	11.7	20 mm
20024	25024	PO 20-20-16NR	3-3/8-16NR	YI3	PO 20-20-16NL	3-3/8-16NL	YE3	18	180	---	20	20	13.7	24 mm
20025	25025	PO 25-25-16NR	3-3/8-16NR	YI3	PO 25-25-16NL	3-3/8-16NL	YE3	23	200	---	25	25	16.2	29 mm
20026	25026	PO 32-25-16NR	3-3/8-16NR	YI3	PO 32-25-16NL	3-3/8-16NL	YE3	29	200	60	32	25	16.2	29 mm
20027	25027	PO 32-32-16NR	3-3/8-16NR	YI3	PO 32-32-16NL	3-3/8-16NL	YE3	29	200	---	32	32	19.7	36 mm
20028	25028	PO 40-40-16NR	3-3/8-16NR	YI3	PO 40-40-16NL	3-3/8-16NL	YE3	36	300	---	40	40	23.7	44 mm
20029	25029	PO 20-20-22NR	4-1/2-22NR	YI4	PO 20-20-22NL	4-1/2-22NL	YE4	18	180	---	20	20	15.6	27 mm
20030	25030	PO 25-25-22NR	4-1/2-22NR	YI4	PO 25-25-22NL	4-1/2-22NL	YE4	23	200	---	25	25	18.1	31 mm
20031	25031	PO 32-25-22NR	4-1/2-22NR	YI4	PO 32-25-22NL	4-1/2-22NL	YE4	29	250	60	32	25	18.1	31 mm
20032	25032	PO 32-32-22NR	4-1/2-22NR	YI4	PO 32-32-22NL	4-1/2-22NL	YE4	29	250	---	32	32	21.6	38 mm
20033	25033	PO 40-40-22NR	4-1/2-22NR	YI4	PO 40-40-22NL	4-1/2-22NL	YE4	36	300	---	40	40	25.6	46 mm
20034	25034	PO 32-32-27NR	5-5/8-27NR	YI5	PO 32-32-27NL	5-5/8-27NL	YE5	29	250	---	32	32	22.6	40 mm
20035	25035	PO 40-40-27NR	5-5/8-27NR	YI5	PO 40-40-27NL	5-5/8-27NL	YE5	36	300	---	40	40	26.6	48 mm
20036	25036	PO 32-32-22UNR	4U-1/2U-22UNR/L	YI4U	PO 32-32-22UNL	4U-1/2U-22UNR/L	YE4U	29	250	---	32	32	24.4	42 mm
20037	25037	PO 40-40-22UNR	4U-1/2U-22UNR/L	YI4U	PO 40-40-22UNL	4U-1/2U-22UNR/L	YE4U	36	300	---	40	40	28.1	49 mm
20038	25038	PO 32-32-27UNR	4U-1/2U-27UNR/L	YI5U	PO 32-32-27UNL	4U-1/2U-27UNR/L	YE5U	29	250	---	32	32	25.8	42 mm
20039	25039	PO 40-40-27UNR	5U-5/8U-27UNR/L	YI5U	PO 40-40-27UNL	5U-5/8U-27UNR/L	YE5U	36	300	---	40	40	29.4	50 mm
20040	25040	PO 50-50-27UNR	5U-5/8U-27UNR/L	YI5U	PO 50-50-27UNL	5U-5/8U-27UNR/L	YE5U	45	350	---	50	50	34.3	60 mm

Lathe Tool Holders



External												
EDP Number		Tool holder right	Insert	Anvil	Tool holder left	Insert	Anvil	H=H1 mm	B mm	L mm	L1 mm	F mm
Right hand	Left hand											
20000	25000	PO 08-08-11ER	2-1/4-11ER	----	PO 08-08-11EL	2-1/4-11EL	----	8	8	80	17.5	11
20001	25001	PO 10-10-11ER	2-1/4-11ER	----	PO 10-10-11EL	2-1/4-11EL	----	10	10	80	17.5	11
20002	25002	PO 12-12-11ER	2-1/4-11ER	----	PO 12-12-11EL	2-1/4-11EL	----	12	12	80	17.5	12
20003	25003	PO 12-12-16ER	3-3/8-16ER	YE3	PO 12-12-16EL	3-3/8-16EL	YI3	12	12	80	22	16
20004	25004	PO 16-16-16ER	3-3/8-16ER	YE3	PO 16-16-16EL	3-3/8-16EL	YI3	16	16	100	25	16
20005	25005	PO 20-20-16ER	3-3/8-16ER	YE3	PO 20-20-16EL	3-3/8-16EL	YI3	20	20	125	30	20
20006	25006	PO 25-25-16ER	3-3/8-16ER	YE3	PO 25-25-16EL	3-3/8-16EL	YI3	25	25	150	30	25
20007	25007	PO 32-32-16ER	3-3/8-16ER	YE3	PO 32-32-16EL	3-3/8-16EL	YI3	32	32	170	30	32
20008	25008	PO 25-25-22ER	4-1/2-22ER	YE4	PO 25-25-22EL	4-1/2-22EL	YI4	25	25	150	36	25
20009	25009	PO 32-32-22ER	4-1/2-22ER	YE4	PO 32-32-22EL	4-1/2-22EL	YI4	32	32	170	36	32
20010	25010	PO 40-40-22ER	4-1/2-22ER	YE4	PO 40-40-22EL	4-1/2-22EL	YI4	40	40	200	36	40
20011	25011	PO 25-25-27ER	5-5/8-27ER	YE5	PO 25-25-27EL	5-5/8-27EL	YI5	25	25	150	36	25
20012	25012	PO 32-32-27ER	5-5/8-27ER	YE5	PO 32-32-27EL	5-5/8-27EL	YI5	32	32	170	40	32
20013	25013	PO 40-40-27ER	5-5/8-27ER	YE5	PO 40-40-27EL	5-5/8-27EL	YI5	40	40	200	40	40
20014	25014	PO 25-25-22UER	4U-1/2U-22UER/L	YE4U	PO 25-25-22UEL	4U-1/2U-22UER/L	YI4U	25	25	150	36	25
20015	25015	PO 32-32-22UER	4U-1/2U-22UER/L	YE4U	PO 32-32-22UEL	4U-1/2U-22UER/L	YI4U	32	32	170	40	32
20016	25016	PO 25-25-27UER	4U-1/2U-27UER/L	YE4U	PO 25-25-27UEL	4U-1/2U-27UER/L	YI5U	25	25	150	36	25
20017	25017	PO 32-32-27UER	5U-5/8U-27UER/L	YE5U	PO 32-32-27UEL	5U-5/8U-27UER/L	YI5U	32	32	170	40	32
20018	25018	PO 40-40-27UER	5U-5/8U-27UER/L	YE5U	PO 40-40-27UEL	5U-5/8U-27UER/L	YI5U	40	40	200	40	40

Triangular Whirling Inserts

NORM

page

UN UNJ ISO ACME^{STACME} MJ BSW BSP RD TR

I	✓	0	0	✓	✓	0	0	0	0	0
E										

134-136

On request

136

0 On request ✓ Standard I Internal E External


Whirling Insert Tool Holders

Single Flute Holder



Page 137

Four Flutes Shell Mill Holder



Page 137

Two Flutes Holder



Page 137

Five Flutes Shell Mill Holder



Page 137

Three Flutes Holder



Page 137

Six Flutes Shell Mill Holder

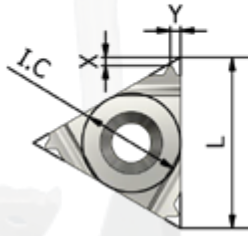


Page 137

		Balinit A - TiN	Futura nano - TiAlN	ALNOVA	TISINOS
		K20C	K27C	K27L	K27TS
P Steel		✓✓	✓	✓✓	✓
M Stainless steel		✓	✓	✓	✓
K Cast iron		✓	✓✓	✓✓	
S Alloyed material Nickel based > 30HRc, Inconel, Titanium		✓	✓✓	✓✓	✓
N Aluminium - Brass -Copper - Non ferrous			✓✓	✓✓	✓✓
H Hardened steel			✓	✓✓	✓✓

✓ Recommended coating ✓✓ Highly recommended coating

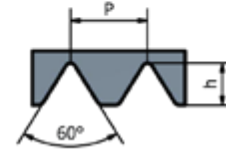
Triangular Whirling Inserts



Internal right (NR)



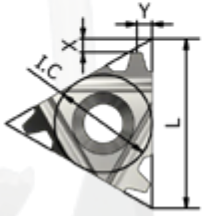
Chip breaker



Unified National 60° Inch												
Triangular Whirling inserts				Internal				DIN ISO 5864, ANSI / ASME B1.7				
UN, UNC, UNS, UNF, UNEF												
EDP Number		IC	L	Pitch	Right	X mm	Y mm	a	b	H mm	h mm	Tool holder
K20C	K27C											
BR2000C	BR2000	3/8"-9.525mm	16	18"-1.4111mm	16TBR NR 18" UN	1.1500±0.01	0.7056±0.01	2°	15°	3.40	0.829	POTBR****_****-16**
BR2001C	BR2001	3/8"-9.525mm	16	16"-1.5875mm	16TBR NR 16" UN	1.1500±0.01	0.7938±0.01	2°	15°	3.40	0.932	POTBR****_****-16**
BR2002C	BR2002	3/8"-9.525mm	16	14"-1.8143mm	16TBR NR 14" UN	1.1500±0.01	0.9071±0.01	2°	15°	3.40	1.065	POTBR****_****-16**
BR2003C	BR2003	3/8"-9.525mm	16	12"-2.1167mm	16TBR NR 12" UN	1.1500±0.01	1.0583±0.01	2°	15°	3.40	1.243	POTBR****_****-16**
BR2006C	BR2006	3/8"-9.525mm	16	8"-3.1750mm	16TBR NR 8" UN	1.1500±0.01	1.5875±0.01	2°	15°	3.40	1.864	POTBR****_****-16**
BR2029C	BR2029	5/8"-15.875mm	27	4"-6.3500mm	27TBR NR 4" UN	2.9350±0.01	3.1750±0.01	2°	15°	6.20	3.729	POTBR****_****-27**

60° Partial profile M + UN												
Triangular Whirling inserts				Internal								
Inch + Metric												
EDP Number		IC	L	Pitch	Right	X mm	Y mm	a	b	H mm	h mm	Tool holder
K20C	K27C											
BR2100C	BR2100	3/8"-9.525mm	16	48"-8"/0.5-3.0mm	16TBR NR AG60°	1.1500±0.01	1.5875±0.01	2°	15°	3.40	2.720	POTBR****_****-16**
BR2101C	BR2101	3/8"-9.525mm	16	14"-8"/1.75 - 3.0mm	16TBR NR G60°	1.1500±0.01	1.5875±0.01	2°	15°	3.40	2.670	POTBR****_****-16**

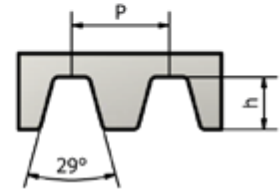
Triangular Whirling Inserts



Internal right (NR)



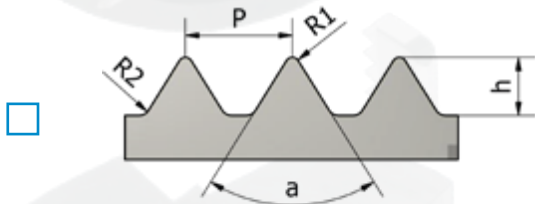
Chip breaker



ACME												
Triangular Whirling inserts				Internal				ANSI B1.5				
ACME - Inch												
EDP Number		IC	L	Pitch	Right	X mm	Y mm	a	b	H mm	h mm	Tool holder
K20C	K27C											
BR2018C	BR2018	3/8"-9.525mm	16	12"-2.1167mm	16TBR NR 12" ACME	1.1500±0.01	1.0583±0.01	2°	15°	3.40	1.249	POTBR****-****-16**
BR2033C	BR2033	3/8"-9.525mm	16	8"-3.1750mm	16TBR NR 8" ACME	1.4000±0.01	1.5875±0.01	2°	15°	3.40	1.968	POTBR****-****-16**
BR2023C	BR2023	5/8"-15.875mm	27	4"-6.3500mm	27TBR NR 4" ACME	2.9350±0.01	3.1750±0.01	2°	15°	6.20	3.556	POTBR****-****-27**

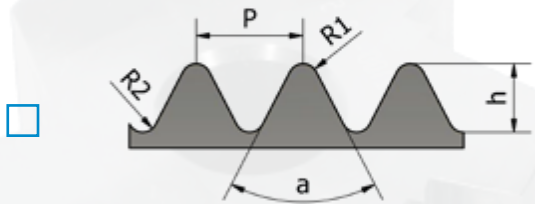
STUB ACME												
Triangular Whirling inserts				Internal				ANSI B1.5				
STACME - Inch												
EDP Number		IC	L	Pitch	Right	X mm	Y mm	a	b	H mm	h mm	Tool holder
K20C	K27C											
BR2034C	BR2034	3/8"-9.525mm	16	12"-2.1167mm	16TBR NR 12"STACME	1.1500±0.01	1.0583±0.01	2°	15°	3.40	0.825	POTBR****-****-16**
BR2019C	BR2019	1/2"-12.700mm	22	6"-4.2333mm	22TBR NR 6"STACME	1.8000±0.01	2.1167±0.01	2°	15°	4.60	1.651	POTBR****-****-22**
BR2024C	BR2024	5/8"-15.875mm	27	4"-6.3500mm	27TBR NR 4"STACME	2.9349±0.01	3.4538±0.01	2°	15°	6.20	2.286	POTBR****-****-27**

Triangular Whirling Inserts On Request



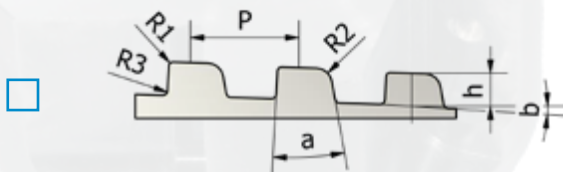
L (mm)
h (mm)
R2 (mm)

P (mm)
R1 (mm)
α =



L (mm)
h (mm)
R2 (mm)

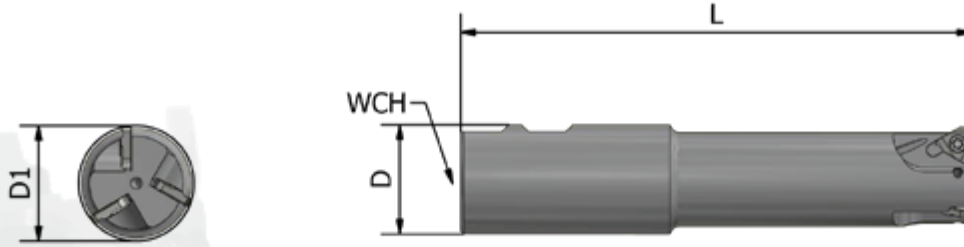
P (mm)
R1 (mm)
α =



L (mm)
h (mm)
R2 (mm)
b =

P (mm)
R1 (mm)
α =

Whirling Insert Tool Holders



Internal - 1 Insert

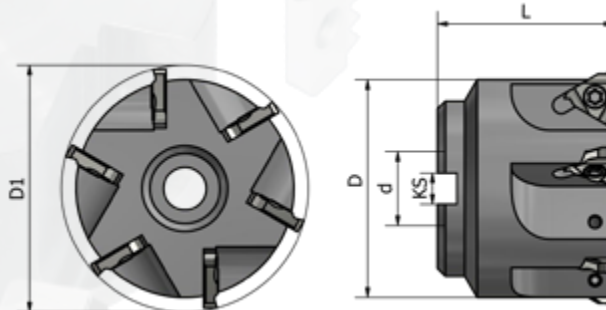
EDP Number	Tool holder	1 Insert	Insert	L	L1	D	D1 = \emptyset rotation	Z	WCH	Int \emptyset
SPM1171	POTBR0075-720-16-1		3-3/8-16TBR	4.5" - 114.300mm	2.490" - 63.246mm	0.750" - 19.05mm	0.720" - 18.288mm	1	8.000	0.830" - 21.000mm

Internal - 2 Inserts

EDP Number	Tool holder	2 Inserts	Insert	L	L1	D	D1 = \emptyset rotation	Z	WCH	Int \emptyset
SPM1170	POTBR0125-1170-16-2		3-3/8-16TBR	7" - 177.800mm	3.750" - 95.250mm	1.250" - 31.75mm	1.170" - 29.718mm	2	8.000	1.250" - 31.750mm

Internal - 3 Inserts

EDP Number	Tool holder	3 Inserts	Insert	L	L1	D	D1 = \emptyset rotation	Z	WCH	Int \emptyset
SPM1503	POTBR0150-16-3		3-3/8-16TBR	9" - 228.600mm	6.000" - 152.400mm	1.500" - 38.10mm	1.5819" - 40.181mm	3	8.000	1.700" - 43.180mm
SPM1504	POTBR0150-16-3A		3-3/8-16TBR	7" - 177.800mm	4.000" - 101.600mm	1.500" - 38.10mm	1.5819" - 40.181mm	3	8.000	1.700" - 43.180mm



Internal - 6 Inserts

EDP Number	Tool holder	6 Inserts	Insert	L	D	d	D1 = \emptyset rotation	Z	Key Slot	Int \emptyset
SPM2506	POTBR0075-250-16-6		3-3/8-16TBR	1.77" - 44.958mm	2.2047" - 56.000mm	0.750" - 19.05mm	2.5000" - 63.500mm	6	0.3125	2.756" - 70.000mm

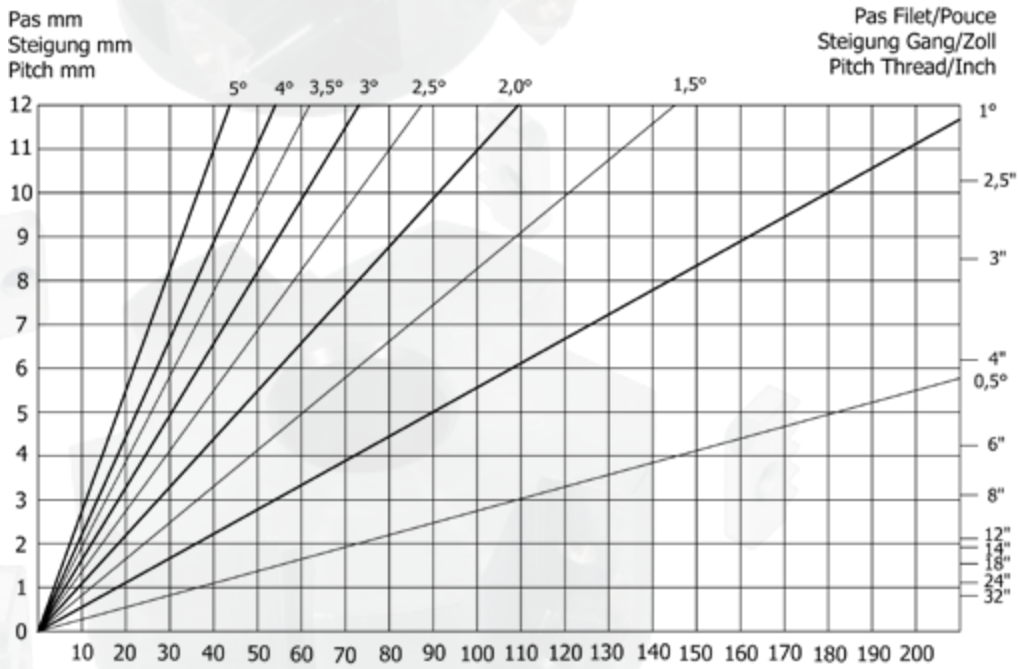
Internal - 5 Inserts

EDP Number	Tool holder	5 Inserts	Insert	L	D	d	D1 = \emptyset rotation	Z	Key Slot	Int \emptyset
SPM505	POTBR0075-250-22-5		4-1/2-22TBR	1.77" - 44.958mm	2.2677" - 57.600mm	0.750" - 19.05mm	2.5000" - 63.500mm	5	0.3125	2.756" - 70.000mm
SPM2755	POTBR0075-275-22-5		4-1/2-22TBR	1.77" - 44.958mm	2.5000" - 63.500mm	0.750" - 19.05mm	2.7500" - 69.850mm	5	0.3125	3.000" - 76.200mm

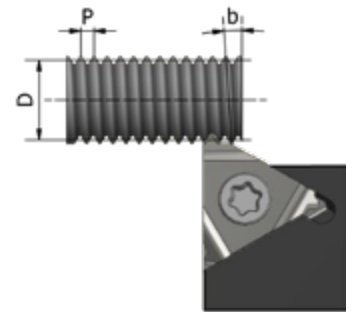
Internal - 4 Inserts

EDP Number	Tool holder	4 Inserts	Insert	L	D	d	D1 = \emptyset rotation	Z	Key Slot	Int \emptyset
SPM2804	POTBR0075-280-27-4		5-5/8-27TBR	2.1654" - 55.00mm	2.2047" - 56.000mm	0.750" - 19.05mm	2.6181" - 66.500mm	4	0.3125	3.000" - 76.200mm

Table For Helix Angle

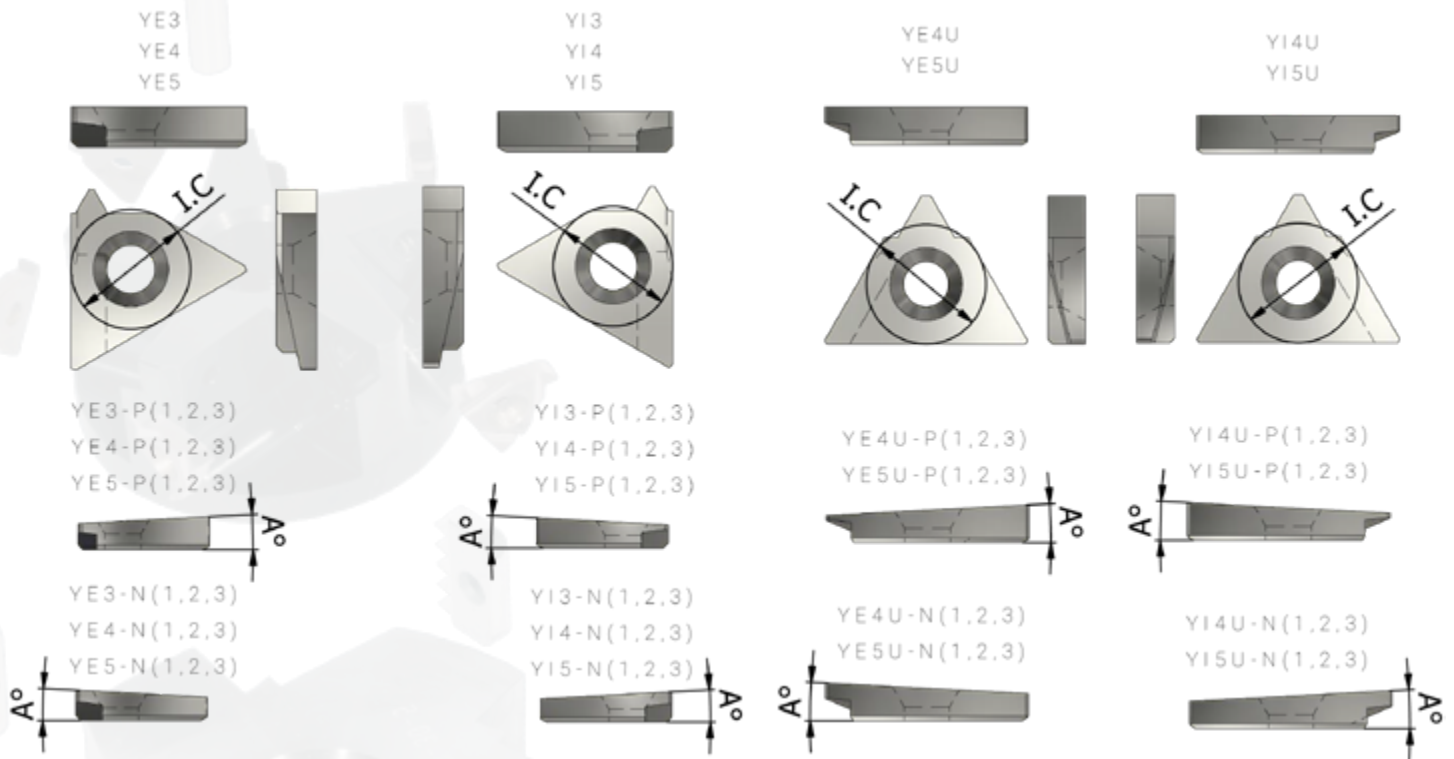


D= Ø sur flancs mm
D= Flanken Ø mm
D= Pitch Ø mm



$$b = \arctan \frac{P}{D \times 3,1416}$$

Anvil



Helix angle							
4.5°	3.5°	2.5°	1.5°	0.5°	0°	-0.5°	-1.5°

EDP Number	Insert	Tool holder	Reference							
			20041-Helix Angle	3 - 3/8 - 16	PO***-16ER/PO***-16NL	YE3-3P	YE3-2P	YE3-1P	YE3	YE3-1N
20042-Helix Angle	3 - 3/8 - 16	PO***-16EL/PO***-16NR	YI3-3P	YI3-2P	YI3-1P	YI3	YI3-1N	YI3-1.5N	YI3-2N	YI3-3N
20043-Helix Angle	4 - 1/2 - 22	PO***-22ER/PO***-22NL	YE4-3P	YE4-2P	YE4-1P	YE4	YE4-1N	YE4-1.5N	YE4-2N	YE4-3N
20044-Helix Angle	4 - 1/2 - 22	PO***-22EL/PO***-22NR	YI4-3P	YI4-2P	YI4-1P	YI4	YI4-1N	YI4-1.5N	YI4-2N	YI4-3N
20045-Helix Angle	5 - 5/8 - 27	PO***-27ER/PO***-27NL	YE5-3P	YE5-2P	YE5-1P	YE5	YE5-1N	YE5-1.5N	YE5-2N	YE5-3N
20046-Helix Angle	5 - 5/8 - 27	PO***-27EL/PO***-27NR	YI5-3P	YI5-2P	YI5-1P	YI5	YI5-1N	YI5-1.5N	YI5-2N	YI5-3N
20047-Helix Angle	4U - 1/2U - 22U	PO***-22UER/PO***-22UNL	YE4U-3P	YE4U-2P	YE4U-1P	YE4U	YE4U-1N	YE4U-1.5N	YE4U-2N	YE4U-3N
20048-Helix Angle	4U - 1/2U - 22U	PO***-22UEL/PO***-22UNR	YI4U-3P	YI4U-2P	YI4U-1P	YI4U	YI4U-1N	YI4U-1.5N	YI4U-2N	YI4U-3N
20049-Helix Angle	5U - 5/8U - 27U	PO***-27UER/PO***-27UNL	YE5U-3P	YE5U-2P	YE5U-1P	YE5U	YE5U-1N	YE5U-1.5N	YE5U-2N	YE5U-3N
20050-Helix Angle	5U - 5/8U - 27U	PO***-27UEL/PO***-27UEL	YI5U-3P	YI5U-2P	YI5U-1P	YI5U	YI5U-1N	YI5U-1.5N	YI5U-2N	YI5U-3N



If something's not clear:

Please do not hesitate to contact us:

Contact : sales_usa@xactform.com

Toll free number 888-783-8122

Xactform
PERFECTION FOR REFERENCE



SWISSMADE

Xactform

PERFECTION FOR REFERENCE

USA

Xactform USA

515 Evergreen Street
Suite B&C
Panama City Beach, FL 32407

Phone: 850-230-9848
Toll Free: 888-783-8122
Fax: 850-230-9851

Information: info_usa@xactform.com
Orders: sales_usa@xactform.com
Website: www.xactform.com